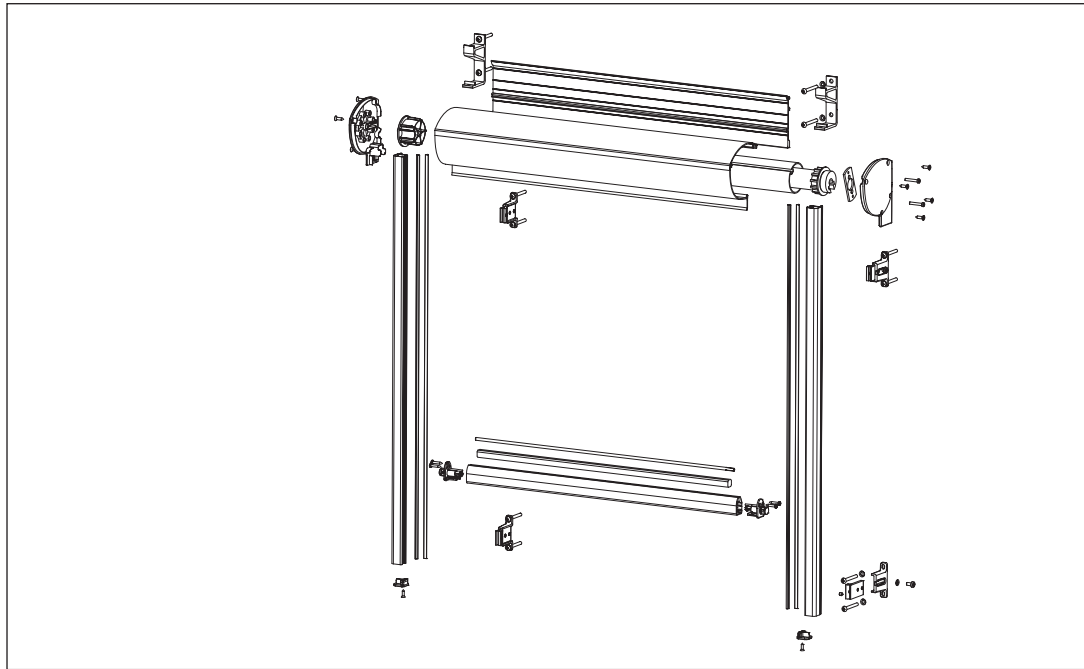



Screen 60-series



SCREEN COMPONENT BOOK

VS62

INDEX

	Page
Beskrivning Description	2
Sprängskiss Exploded view	3
Komponenter Components	4-17
Cross reference	18
Cutting specifications.....	19-20
Materialkalkyl Bill of material	21
Byggmått Installation views	22

FÖRKLARINGAR

* efter ett artikelnummer hänvisar till rekommenderad skruv etc.

EXPLANATIONS

* after an article number refers to recommended screw etc.

Beskrivning

Användningsområde

VS62 är en screen (rullgardinsmarkis) konstruerad för de flesta byggnader, t ex villor, radhus, kontor, butiker, skolor, sjukhus mm.

Manövrering

Utvändig eller invändig manövrering med band, växel eller motor. Motorn kan kompletteras med automatiska styrningar, t ex fjärrkontroll eller sol- och vindautomatik.

Montering

VS62 monteras enkelt direkt på väggen, fönsterkarmen eller i nisch.

Komponenter

Monteringskonsoler är tillverkade av aluminium. Gavlar, är tillverkade av polyamid. Växlar är tillverkade av pressgjuten zink. Bussningar för valsör 39mm är tillverkade av ABS. Bussningar för valsör 54mm är tillverkade av polyamid. Pulverlackerade artiklar har färgnummer 0001 för vitt (RAL 9010), 0182 för silver och 0914 för svart. Obehandlade eller galvaniserade artiklar har färgnummer 0000. Ändskydd till front- och sidostyrningsprofil är tillverkade av polyamid. Infärgade artiklar har färgnummer 0001 för vitt, 0049 för svart och 0182 för silver. Fästelement är tillverkade av rostfritt stål eller förzinkat stål.

Profiler

Kassett-, front- och sidostyrningsprofiler är tillverkade av strängpressat aluminium. Pulverlackerade aluminiumprofiler har färgnummer 0001 för vitt 0001 (RAL 9010), 0182 för silver och 0914 för svart. Valsör är tillverkade av strängpressat aluminium

Dimensioner VS62

Max bredd 2500 mm
Max höjd 2700 mm

Seriekoppling upp till 7.5 m, dock max tre enheter.

Ovanstående mått är rekommenderade maxmått som inte bör överskridas. Vid svåra monteringsförhållanden bör även dessa maxmått övervägas.

Icke standard artiklar

Artikelnummer märkt med "Nonstandard" lagerförs inte och har därför längre leveranstid. Minsta orderkvantitet (Min) gäller.

Vi förbehåller oss rätten till konstruktionsändringar.

Description

Range of application

VS62 is a screen designed for most buildings, i.e. villas, town houses, offices and shops etc.

Operation

External or internal operation with tape, gear or motor. The motor can be completed with automatic controls, for example remote control or sun and wind sensors.

Installation

VS62 is easily installed directly onto the wall, window architrave or into a recess.

Components

Installation brackets are manufactured of aluminium. End brackets, are manufactured of polyamide. Gears are manufactured of pressure die casted zinc. Tube bushings, for 39mm roller tube are manufactured of ABS. Tube bushings, for 54mm roller tube are manufactured of polyamide. Powder coated articles have colour 0001 for white (RAL 9010), 0182 for silver and 0914 for svart. Untreated or galvanised articles have colour code 0000. End caps for front tube and side guiding profile are manufactured of polyethylene. Pigmented articles have colour code 0001 for white, 0049 for black and 0182 for silver. Fasteners are manufactured of stainless steel or zinc plated steel.

Profiles

Cassette-, front- and side guiding profiles are manufactured of extruded aluminium. Powder coated profiles have colour code 0001 for white 0001 (RAL 9010), 0182 for silver and 0914 for black. Roller tubes are manufactured of extruded aluminium.

Dimensions VS62

Maximum width: 2500 mm
Maximum height: 2700 mm

Series connection up to 7,5 m, maximum three units.

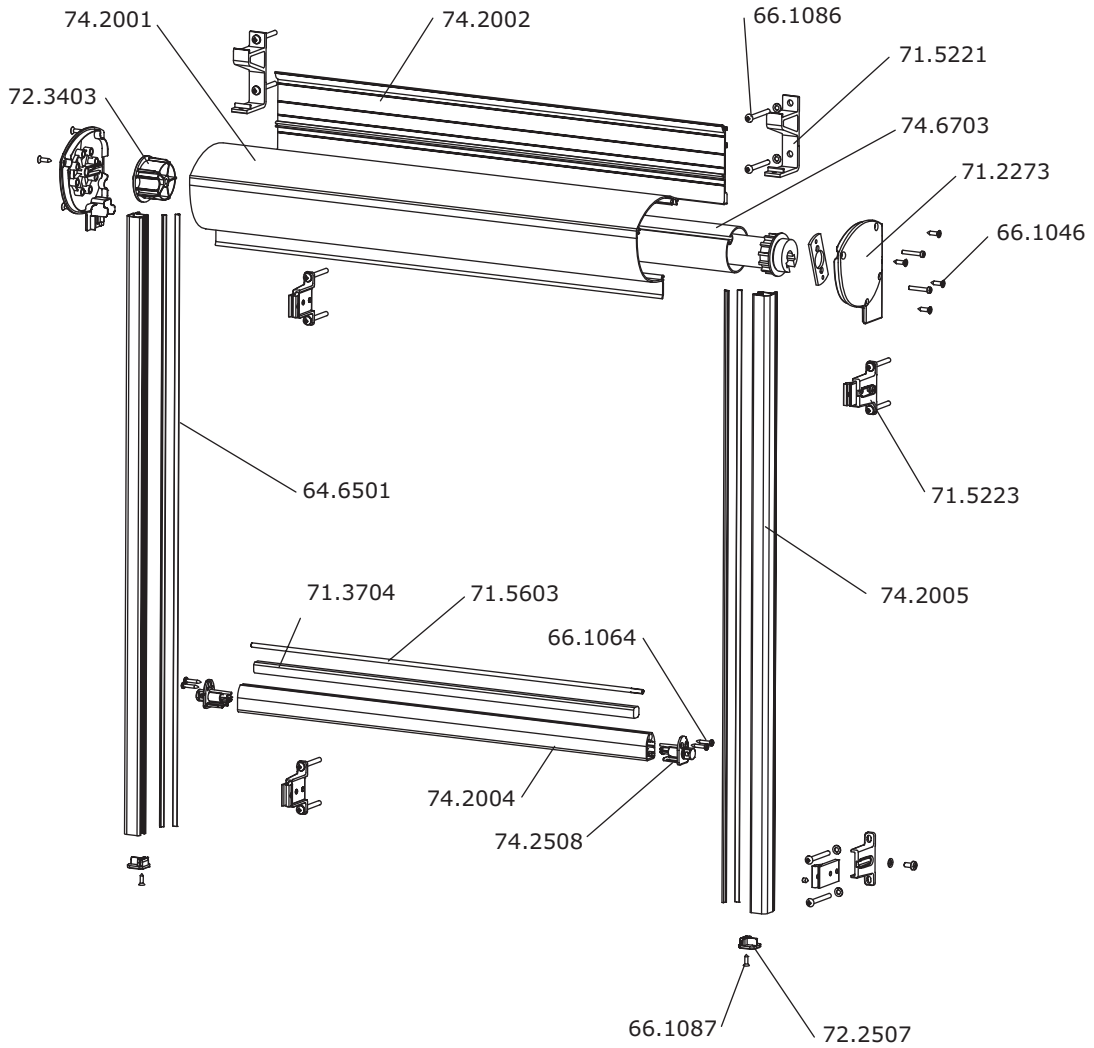
The maximum measurements are recommended and should not be exceeded. If the installation conditions are difficult, even these dimensions should be reconsidered.

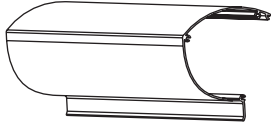
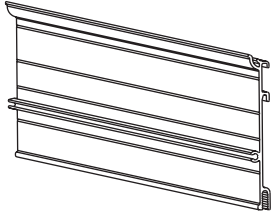
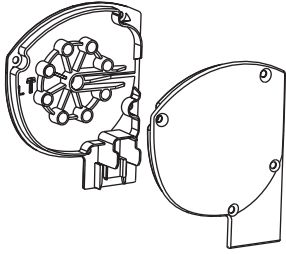
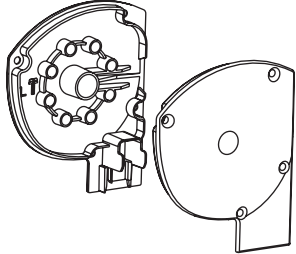
Nonstandard articles

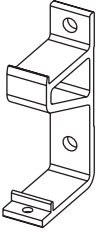
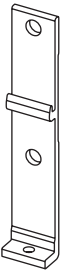
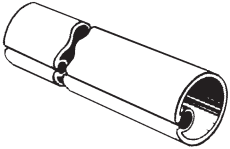


Article numbers marked "Nonstandard" are not kept in stock, which results in longer delivery times. Minimum order quantities (Min) apply.

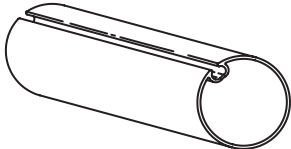
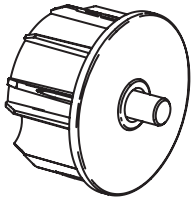
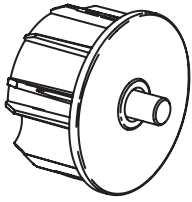
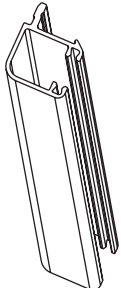

Subject to changes without notice.

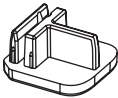

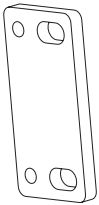
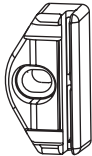
Exploded view VS62

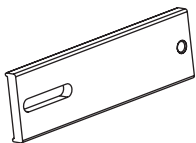
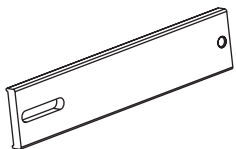
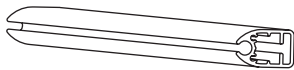
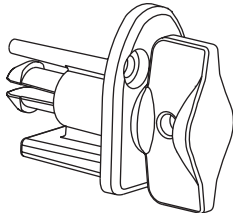


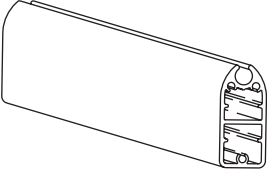
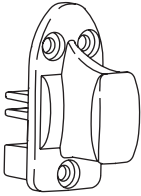

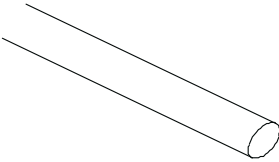
	Article No.	Description	Note	Stand. pack
		Cassette profile Aluminium Kassettprofil Aluminium		
	74.2001.0001	(19ft 8") Vit White	5 x 6 m	30 m
	74.2001.0182	(19ft 8") Silver	5 x 6 m	30 m
	74.2001.0914	(19ft 8") Svart Black	5 x 6 m	30 m
		Cover profile, Rear Aluminium, for cassette profile 74.2001 Täckprofil, Bakre Aluminium, för kassettprofil 74.2001		
	74.2002.0001	(19ft 8") Vit White	5 x 6 m	30 m
	74.2002.0182	(19ft 8") Silver	5 x 6 m	30 m
	74.2002.0914	(19ft 8") Svart Black	5 x 6 m	30 m
		End bracket Fibreglass - polyamide, for cassette profile 74.2001 Gavelbeslag Glasfiber - polyamid, för kassettprofil 74.2001	ø 8 mm	
	71.2273.0001	Vit White		10 pairs
	71.2273.0182	Silver		10 pairs
	71.2273.0049	Svart Black		10 pairs
		End bracket, Serie Fibreglass - polyamide, for cassette profile 74.2001 Gavelbeslag, Serie Glasfiber - polyamid, för kassettprofil 74.2001	ø 14 mm	
	71.2275.0001	Vit White		10 pairs
	71.2275.0182	Silver		10 pairs
	71.2275.0049	Svart Black		10 pairs


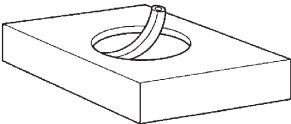
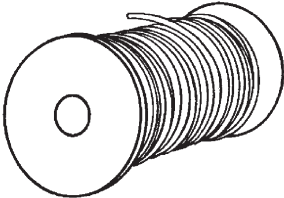


	Article No.	Description	Note	Stand. pack
		Installation bracket wall Aluminium, for cassette profile 74.2001+74.2002 Väggfäste Aluminium, för kassetprofil 74.2001+74.2002 * 66.1046		
	71.5221.0001	Vit White	60 mm projection	10
	71.5221.0182	Silver	60 mm projection	10
	71.5221.0914	(19ft 8") Svart Black	60 mm projection	10
		Installation bracket wall Aluminium, for cassette profile 74.2001+74.2002 Väggfäste Aluminium, för kassetprofil 74.2001+74.2002 * 66.1046	for VS62	
	71.5226.0000	Clear anodized	Flat mount	10
		Roller tube Aluminium Valsrör Aluminium	ø 39x2.0 mm	
	74.6702.0100	(19'8")	12 x6 m	72 m
		Tape drum ABS, with ø 8 mm pivot, for roller tube 74.6702 Bandtrumma ABS, med ø 8 mm lagertapp, för valsrör 74.6702	ø 39 mm	
	72.2308.0010	with fixed ø 8 mm pivot		100
	72.2302.0010	with spring loaded ø 8 mm pivot		100
		Drive bushing ABS, for roller tube 74.6702 Drivbussning ABS, för valsrör 74.6702	ø 39 mm	
	72.2307.0010		Shaft 20 mm	10




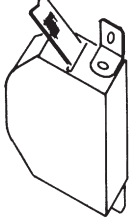
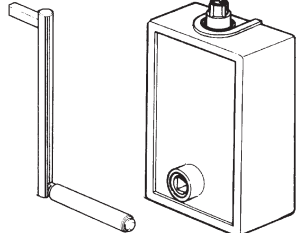
	Article No.	Description	Note	Stand. pack
	74.6703.0100	<p>Roller tube Aluminium</p> <p>Valsrör Aluminium</p> <p>(19'8")</p>	<p>ø 54 x 2 mm</p> <p>10 x6 m</p>	60 m
	72.3403.0000	<p>Tube bushing Polyamide, with ø 8 mm fixed pivot, for roller tube 74.6703</p> <p>Rörbussning Polyamid, med ø 8 mm fast lagertapp, för valsrör 74.6703</p>	<p>ø 54 mm</p>	10
	72.3407.0000	<p>Tube bushing Polyamide, with ø 8 mm spring loaded pivot, for roller tube 74.6703</p> <p>Rörbussning Polyamid, med ø 8 mm fjäderbelastad lagertapp, för valsrör 74.6703</p>	<p>ø 54 mm</p>	10
	<p>74.2005.0001</p> <p>74.2005.0182</p> <p>74.2005.0914</p>	<p>Guiding rail single Aluminium</p> <p>Styrskena enkel Aluminium</p> <p>Vit White</p> <p>Silver</p> <p>Svart Black</p>	<p>18 x 21 mm</p> <p>10 x6 m</p> <p>10 x6 m</p> <p>10 x6 m</p>	<p>60 m</p> <p>60 m</p> <p>60 m</p>
	64.6501.0049	<p>Plastic profile Polyethylene, for guiding rail 74.0201/02, 74.2005/06 and 74.8501/02</p> <p>Plastlist Polyeten, för styrskena 74.0201/02, 74.2005/06 och 74.8501/02</p> <p>Svart Black</p>		300 m

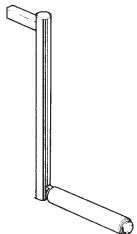

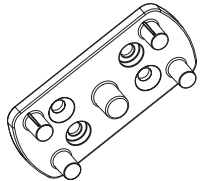

	Article No.	Description	Note	Stand. pack
	72.2507.0010	End cap Polyethylene, for guiding rail 74.2005 Ändskydd Polyetylen, för styrskena 74.2005		100
		*66.1087 Grå Grey		
	71.5223.0001	Vit White	60 - 80 mm	40
	71.5223.0182	Silver	60 - 80 mm	40
	71.5223.0914	Svart Black	60 - 80 mm	40
	71.5227.0001	Vit White		20
	71.5227.0182	Silver		20
	71.5227.0914	Svart Black		20
	72.2509.0000	Distance holding bracket, Snap-In Polyamide, for guiding rail 74.2005/06 Avståndshållare, Snäppfäste Polyamid, för styrskena 74.2005/06	for VS62	40





	Article No.	Description	Note	Stand. pack
		Extension Aluminium, for distance holding bracket 71.5223 Förlängare Aluminium, för avståndshållare 71.5223		
	71.5224.0001	Vit White	84 - 125 mm	20
	71.5224.0182	Silver	84 - 125 mm	20
	71.5224.0914	Svart Black	84 - 125 mm	20
		Extension Aluminium, for distance holding bracket 71.5223 Förlängare Aluminium, för avståndshållare 71.5223		
	71.5225.0001	Vit White	124 - 165 mm	20
	71.5225.0182	Silver	124 - 165 mm	20
	71.5225.0914	Svart Black	124 - 165 mm	20
		Front profile Aluminium Frontprofil Aluminium		
	74.2004.0001	(19ft 8in) Vit White	5 x6 m	30 m
	74.2004.0182	(19ft 8in) Silver	5 x6 m	30 m
	74.2004.0914	(19ft 8in) Svart Black	5 x6 m	30 m
		Front profile bushing Polyamide, for front tube 74.2004 Frontprofilsbussning Polyamid, för frontprofil 74.2004	for VS62	
	72.2508.0000	* 66.1064		20


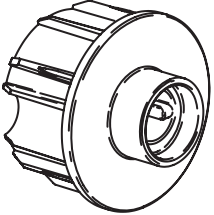
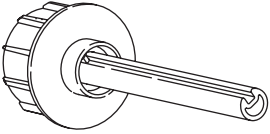
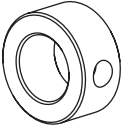
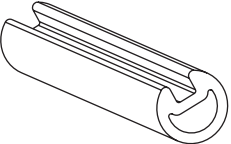
	Article No.	Description	Note	Stand. pack
		Front profile- Heavy Duty Aluminium Frontprofil - Heavy Duty Aluminium	for VS62	
	74.2014.0001	(19ft 8in) Vit White	5 x6 m	30 m
	74.2014.0182	(19ft 8in) Silver	5 x6 m	30 m
	74.2014.0914	(19ft 8in) Svart Black	5 x6 m	30 m
		Front profile bushing - Heavy Duty Polyamide, for front tube 74.2014 Frontprofilsbussning - Heavy Duty Polyamid, för frontprofil 74.2014	for VS62	
	72.2518.0000	* 66.1064	10 x6 m	20
		Round shaft Steel, zinc plated, weight for front profile 74.2004 Rundstång Stål, förzinkat, vikt för frontprofil 74.2004	Round 12 mm	
	71.3712.0000			1.0 m
		Locking profile Polyethylene, hard. Låsprofil / Ten Polyeten, hård.	Ø 4 mm	
	71.5603.0000	(1640')		500 m



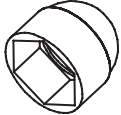
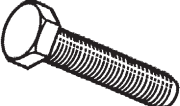

	Article No.	Description	Note	Stand. pack
	71.5601.0000	<p>Locking profile PVC, hard, for locking of fabric</p> <p>Låsprofil PVC, hård, för låsning av duk</p>	ø 6 mm	144 / 1440 m
		(19'8")	24 / 240 x6 m	
	77.6600.0000	<p>Locking profile Polyethylene, medium, for locking of fabric</p> <p>Låsprofil Polyeten, halvhård, för låsning av duk</p>	ø 6 mm	500 m
		(1640')		
	77.6601.0000	<p>Locking profile Polyethylene, soft, for locking of fabric</p> <p>Låsprofil Polyeten, mjuk, för låsning av duk</p>	ø 6 mm	450 m
		(656ft)		
	75.5009.5000	Pull tape Polyester, for tape drum 71.2501, 72.2308/08	9.5 x 0.8 mm	150 m
	75.5009.5022	Vit White		150 m
	75.5009.5064	Grå Grey		150 m
		Svart Black		150 m
	72.2602.0001	Tape guide Polyamide, polyoxymethylene, steel, brass. Turnable		100
	72.2602.0049	Brytbeslag Polyamid, polyoxymetylen, stål, mässing. Vridbart		100
	72.2602.0182	* 66.1038 Vit White		100
		Svart Black		100
		Silver		100

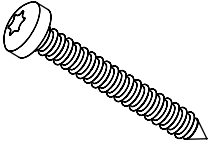
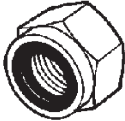



	Article No.	Description	Note	Stand. pack
	72.2501.0000	<p>Installation plate Polyoxymethylene, for tape guide 72.2602</p> <p>Fästplatta Polyoxymetylen, för brytbeslag 72.2602</p> <p>* 66.1086</p> <p>Grå Grey</p>		100
	<p>72.2201.0001</p> <p>72.2201.0182</p> <p>72.2201.0914</p>	<p>Tape lock Zinc, polyamide, brass, steel, for pull tape 75.5009</p> <p>Bandlås Zink, polyamid, mässing, stål, för hissband 75.5009</p> <p>* 66.1086</p> <p>Vit White</p> <p>Silver</p> <p>Svart Black</p>	9 mm	<p>50</p> <p>50</p> <p>50</p>
	72.3701.0000	<p>Covering plate Polyoxymethylene, for tape lock 72.2201</p> <p>Täckbricka Polyoxymetylen, för bandlås 72.2201</p> <p>Vit White</p>		100
	72.2203.0001	<p>Tape coil box Polystyrene and zinc plated steel</p> <p>Bandsamlare Polystyren och förzinkat stål</p> <p>* 66.1086</p> <p>Vit White</p>	100x125x20 mm	1
	77.9310.0001	<p>Crank box with crank handle Complete, 2:1, installed internally</p> <p>Vevbox med vev Komplett, 2:1, monteras invändigt</p> <p>* 66.1088</p> <p>Vit White</p>	86 x 121 x 44 mm	<p>Max 40 kg</p> <p>1</p>


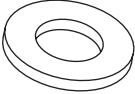



	Article No.	Description	Note	Stand. pack
	77.9322.0001	<p>Crank handle Spare part for crank box with crank handle 77.9310</p> <p>Vev Reservdel för vevbox med vev 77.9310</p> <p>Vit White</p>		1
	<p>71.2301.0001</p> <p>71.2301.0049</p> <p>71.2301.0182</p>	<p>Tassel ABS, for tape and cord</p> <p>Bandknopp ABS, för band och lina</p> <p>Vit White</p> <p>Svart Black</p> <p>Silver</p>		<p>100</p> <p>100</p> <p>100</p>
	72.2515.0000	<p>Motor Bracket Polyamide</p> <p>Motorfäste Polyamid</p>	Rek. max15Nm	20
	72.3616.0000	<p>Worm gear Zinc, 4.33:1 6 Nm</p> <p>Snäckväxel Zink, 4.33:1 6 Nm</p> <p><i>* 66.1020, 66.1100, 66.1153</i></p>	Sq 10 mm (7/16")	1
			Shaft 36 mm	

	Article No.	Description	Note	Stand. pack
		Crank handle Steel, with handles in ABS Vev Stål, med handtag i ABS		
	72.3208.0001	0.8 m (2'8") Vit White		1
	72.3208.0049	0.8 m (2'8") Svart Black		1
	72.3208.7035	0.8 m (2'8") Silver		1
	72.3212.7035	1.2 m (3'11") Silver		10
	72.3214.7035	1.4 m (4'7") Silver		10
	72.3216.0001	1.6 m (5'3") Vit White		10
	72.3216.0049	1.6 m (5'3") Svart Black		10
	72.3216.7035	1.6 m (5'3") Silver		10
	72.3218.7035	1.8 m (5'11") Silver		10
72.3224.7035	2.4 m (7'10") Silver		10	
		Worm gear Zinc, 4.33:1 6 Nm, for inside operation Snäckväxel Zink, 4.33:1 6 Nm, för invändig manövrering	Sq 10 mm (7/16")	
	72.3606.0000	* 66.1020, 66.1100, 66.1153		1
		Crank extension rod Aluminium Vevrör Aluminium		
	74.0001.0000	(19'8") Inside ø 12 mm, outside ø 15 mm	12 x 4 m	48 m
		Foldable crank handle Aluminium, ø 11.9 mm tapp, for crank extension rod 74.0001 Vikbar vev Aluminium, ø 11.9 mm tapp, för vevrör 74.0001		
	65.6302.0000	* 66.1171		1

	Article No.	Description	Note	Stand. pack
	71.3704.0000	<p>Square shaft Steel, zinc plated, for weight</p> <p>Fyrkantsaxel Stål, förzinkat, för vikt</p>	Sq 12.7 mm (1/2")	3.0 m
	72.3503.0010	<p>Series connection bushing Polyamide, for roller tube 74.6703</p> <p>Seriekopplingsbussning Polyamid, för valsör 74.6703</p>	ø 54 mm	10
	72.3504.0010	<p>Series connection bushing Polyamide with shaft, for roller tube 74.6703</p> <p>Seriekopplingsbussning Polyamid med axel, för valsör 74.6703</p>	ø 54 mm	10
		Can be combined with 72.3503 for series connection	shaft 120 mm	
	71.3705.0000	<p>Stop ring Steel, zinc plated</p> <p>Stoppning Stål, förzinkat</p> <p>* 66.1045</p>	ø 15 mm	1
	71.3707.0000	<p>Tube Aluminium, for series connection</p> <p>Röraxel Aluminium, för seriekoppling</p>	ø 14 mm	3 m
		(9'10")	1x3 m	

	Article No.	Description	Note	Stand. pack
	72.5001.0000	<p>Universal coupling Steel, zinc plated, 6 Nm</p> <p>Polhemsknut Stål, förzinkad, 6 Nm</p> <p>* 66.1172</p>	0-45°	1
		Inside ø 14 mm, outside ø 20 mm		
	77.9900.0000 77.9901.0000	<p>Plastic hose Polyethylene, for packaging of components</p> <p>Plastslang Polyeten, för emballering av komponenter</p>		500 m 500 m
		(1640ft) W 0.23 m (9"), Thickness 0.10 mm		
		(1640') W 0.5m (1'7"), Thickness 0.10 mm		
	71.2410.0001 71.2410.0049 71.2410.0182	<p>Plastic cover Polyethylene</p> <p>Plastskydd Polyeten</p>	Hex 10 mm	100 100 100
		Vit White		
		Svart Black		
		Silver		
	66.1020.0000	<p>Bolt Stainless steel</p> <p>Skruv Rostfritt stål</p>	Spanner 10 mm	100
			M6x30	
	66.1087.0000	<p>Screw Stainless steel</p> <p>Skruv Rostfritt stål</p>	Poz. No. 2	100
			FXS 3.5x13	

	Article No.	Description	Note	Stand. pack
	66.1201.0000	<p>Screw for installation Steel, Protect 4</p> <p>Monteringskruv Stål, Protect 4</p>	TRT (Torx) 4x30	200
	66.1153.0000	<p>Lock nut Stainless steel</p> <p>Låsmutter Rostfritt stål</p>	Spanner 10 mm M6	200
	66.1064.0000	<p>Screw Stainless steel</p> <p>Skruv Rostfritt stål</p>	Philips No. 2 3,5x13	1000
	66.1045.0000	<p>Screw Steel, zinc plated, with thread lock</p> <p>Skruv Stål, förzinkat, med gänglåsning</p>	Allen key 3 mm M6x1	200
	66.1046.0000	<p>Screw Stainless steel</p> <p>Skruv Rostfritt stål</p>	Torx T20 KFTS B8x16	1000

	Article No.	Description	Note	Stand. pack
	66.1038.0000	Screw Steel, zinc plated Skruv Stål, förzinkad	Pozidrive No. 1 B6x9.5	1000
	66.1100.0000	Washer Stainless steel Bricka Rostfritt stål	6.7x14x1.5	100
	66.1171.0000	Slottet pin Steel, zinc plated Räffelpinne Stål, förzinkad	ø 4 x15 mm	100
	66.1172.0000	Slottet pin Steel, zinc plated Räffelpinne Stål, förzinkad Kerbstift Stahl, verzinkt Goupille Acier, zingué	ø 4 x20 mm	100
	71.2308.0001 71.2308.0182 71.2308.0914	Paint 20 ml for improvement with paint of profiles and castings Bättringsfärg för bättring av färg på profiler och gjutgods Vit White Silver Svart Black		1 1 1

Cross reference

Description	Article no.	Articles for assembly	Quantity
Cardan joint	65.5002	66.1171	1
		66.1172	1
Foldable crank	65.6302	66.1171	1
Stop Ring	71.3705	66.1045	1
End bracket	71.2273	66.1046	8
End bracket, series	71.2275	66.1046	8
Installation bracket wall	71.5221-5222	66.1046	1
Tape lock	72.2201	66.1201	2
Tape coil box	72.2203	66.1201	2
Installation plate	72.2501	66.1201	2
End cap	72.2507	66.1087	1
Front profile guide	72.2508	66.1064	2
Front profile bushing - Heavy Duty	72.2518	66.1064	3
Tape guide	72.2602	66.1038	1
Worm gear	72.3606/16	66.1020	2
		66.1100	2
		66.1153	2
Universal coupling	72.5001	66.1172	1

Fabrication guidelines VS62

Cutting specifications from total awning width

	Tape 75.5009	Motor Somfy LS 40
Roller tube 39mm	60 mm	N/A
Roller tube 54mm	N/A	48 mm
Cassette- & Cover profile	13 mm	13 mm
Front profile	71 mm	71 mm
Fabric	71 mm	71 mm
Weight	131 mm	131 mm

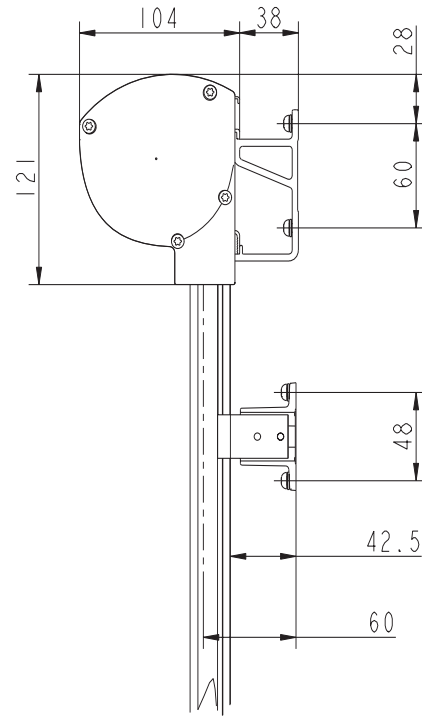
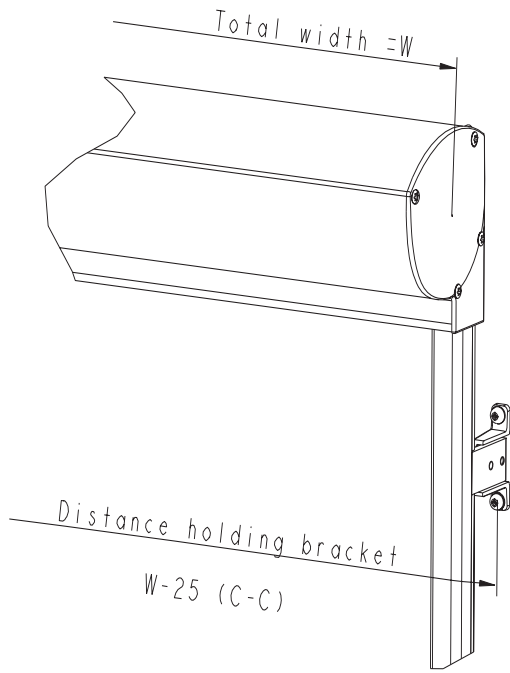
108 mm deduction on side guiding rail from awnings total height.

Fabric

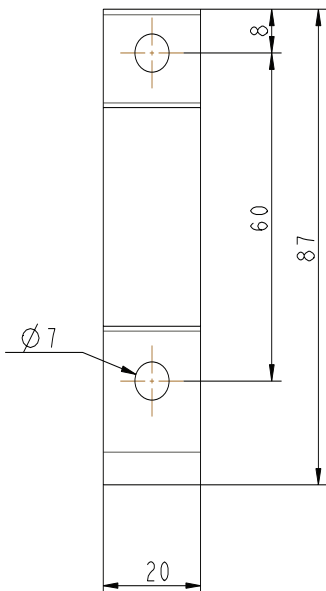
Fabric requirement: Total Height + 150mm

If tape operated, make sure that user can NOT lower the frontprofile to push out the end caps in the side guiding rails. Using crank box with right length of tape will achieve this.

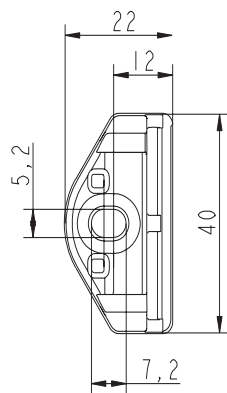
Technical drawings



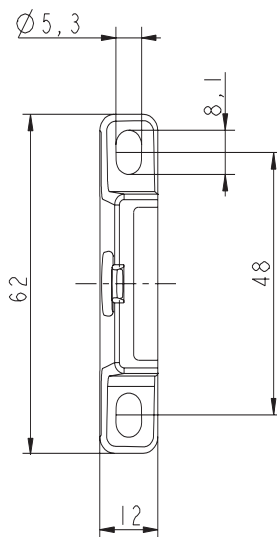
71.522x.xxxx



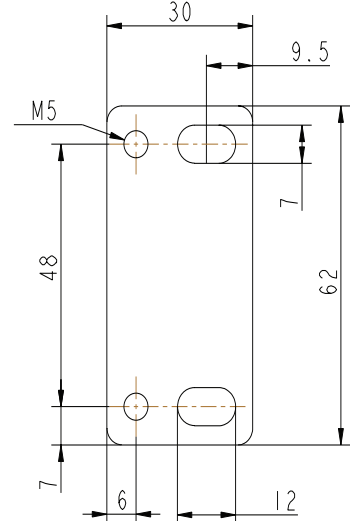
72.2509.xxxx



71.5223.xxxx



71.5227.xxxx

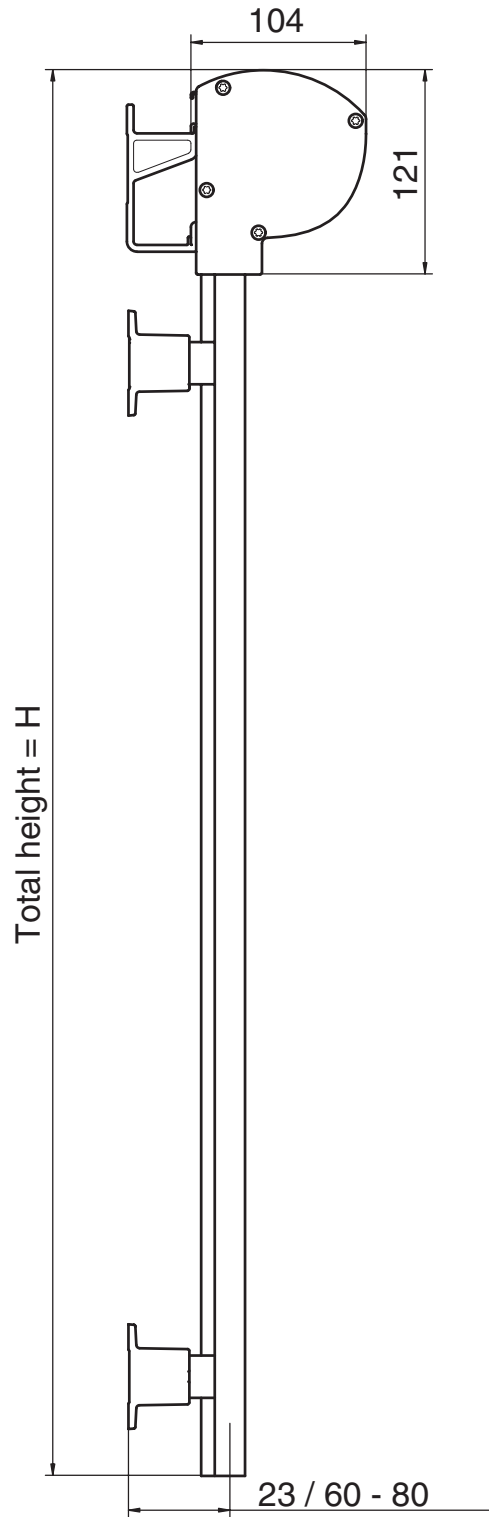


Bill of material: VS62

	Colour [xxxx=colour code]	Qty		Unit	Pack [Unit]
		1.0 x 1.0 m	2.0 x 2.0 m		
Fixed					
End bracket	71.2273.xxxx	1	1	Pairs	10
Screw	66.1046.0000	8	8	PCS	1000
Wall bracket cassette 60	71.5221.xxxx	2	2	PCS	10
Screw	66.1046.0000	2	2	PCS	1000
Screw	66.1201.0000	4	4	PCS	200
Wall bracket Guiding rail	71.5223.xxxx	4	4	PCS	40
Screw	66.1201.0000	8	8	PCS	200
Front profile bushing	72.2508.0000	2	2	PCS	20
Screw	66.1064.0000	4	4	PCS	1000
Horizontal					
Cassette profile	74.2001.xxxx	1,0	2,0	m	30
Cover Profile	74.2002.xxxx	1,0	2,0	m	30
Front profile	74.2004.xxxx	1,0	2,0	m	30
Weight, Square Shaft	71.3704.0000	1,0	2,0	m	3
Locking profile 4mm	71.5603.0000	1,0	2,0	m	500
Vertical					
Guiding rail single	74.2005.xxxx	2,0	4,0	m	60
Plastic profile	64.6501.0049	4,0	8,0	m	300
End cap	72.2507.0010	2	2	PCS	
Screw	66.1087.0000	2	2	PCS	100
For external tape operation add					
Roller tube 39 mm	74.6702.0100	1,0	2,0	m	72
Locking profile 6mm	71.5601.0000	1,0	2,0	m	144/1440
Tape drum with spring	72.2302.0010	1	1	PCS	100
Tape drum	72.2308.0010	1	1	PCS	100
Pull tape	75.5009.xxxx	3,5	3,5	m	150
Tape guide	72.2602.0000	1	1	PCS	100
Screw	66.1038.0000	1	1	PCS	1000
Cord Lock	72.2201.xxxx	1	1	PCS	50
Screw	66.1201.0000	2	2	PCS	200
Tassel	71.2301.xxxx	1	1	PCS	100
Crank box	77.9310.0001	1	1	PCS	1
For internal tape operation add					
Roller tube 39 mm	74.6702.0100	1,0	2,0	m	60
Locking profile 6mm	71.5601.0000	1,0	2,0	m	144/1440
Tape drum with spring	72.2302.0010	1	1	PCS	100
Tape drum	72.2308.0010	1	1	PCS	100
Pull tape	75.5009.xxxx	4,0	4,0	m	150
Covering plate	72.3701.0000	1	1	PCS	100
Cord Lock	72.2201.xxxx	1	1	PCS	50
Screw	66.1201.0000	2	2	PCS	200
Tassel	71.2301.xxxx	1	1	PCS	100
Crank box	77.9310.0001	1	1	PCS	1
For motorisation add					
Roller tube 54 mm	74.6703.0100	1,0	2,0	m	60
Tube bushing 54 mm	72.3403.0000	1	1	PCS	10
Locking profile 4mm	71.5603.0000	1,0	2,0	m	500
Tubular motor		1	1	PCS	
Motor bracket		1	1	PCS	
Crown		1	1	PCS	
Drive bushing		1	1	PCS	



Installation view VS62



HUNTER DOUGLAS SCANDINAVIA

PO Box 541
SE-441 15 Alingsås
Sweden
Tel: +46-322 775 00
Fax: +46-322 775 99
E-mail: order@hunterdouglas.se

HunterDouglas 

www.hunterdouglas.se