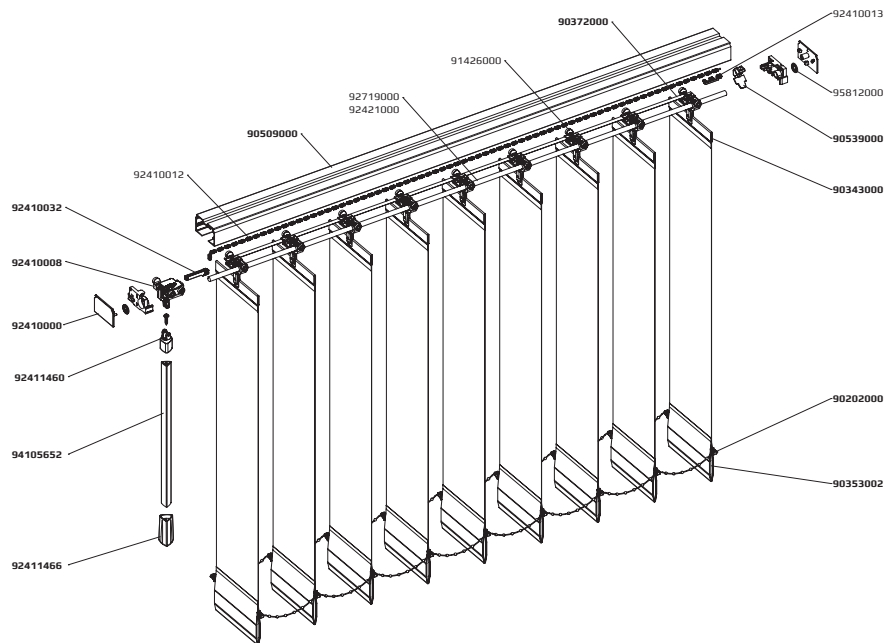


1-2016

# LUXOR



## VERTICAL BLIND SYSTEM COMPONENT BOOK

**HunterDouglas®**  
Scandinavia



# INDEX

*Page*

|  |              |
|--|--------------|
| <i>Sprängskiss Exploded view .....</i>                 | <i>2-10</i>  |
| <i>Komponenter Components .....</i>                    | <i>11-37</i> |
| <i>Teknisk information Technical information .....</i> | <i>38-54</i> |
| <i>Materialkalkyl Bill of material .....</i>           | <i>55-63</i> |

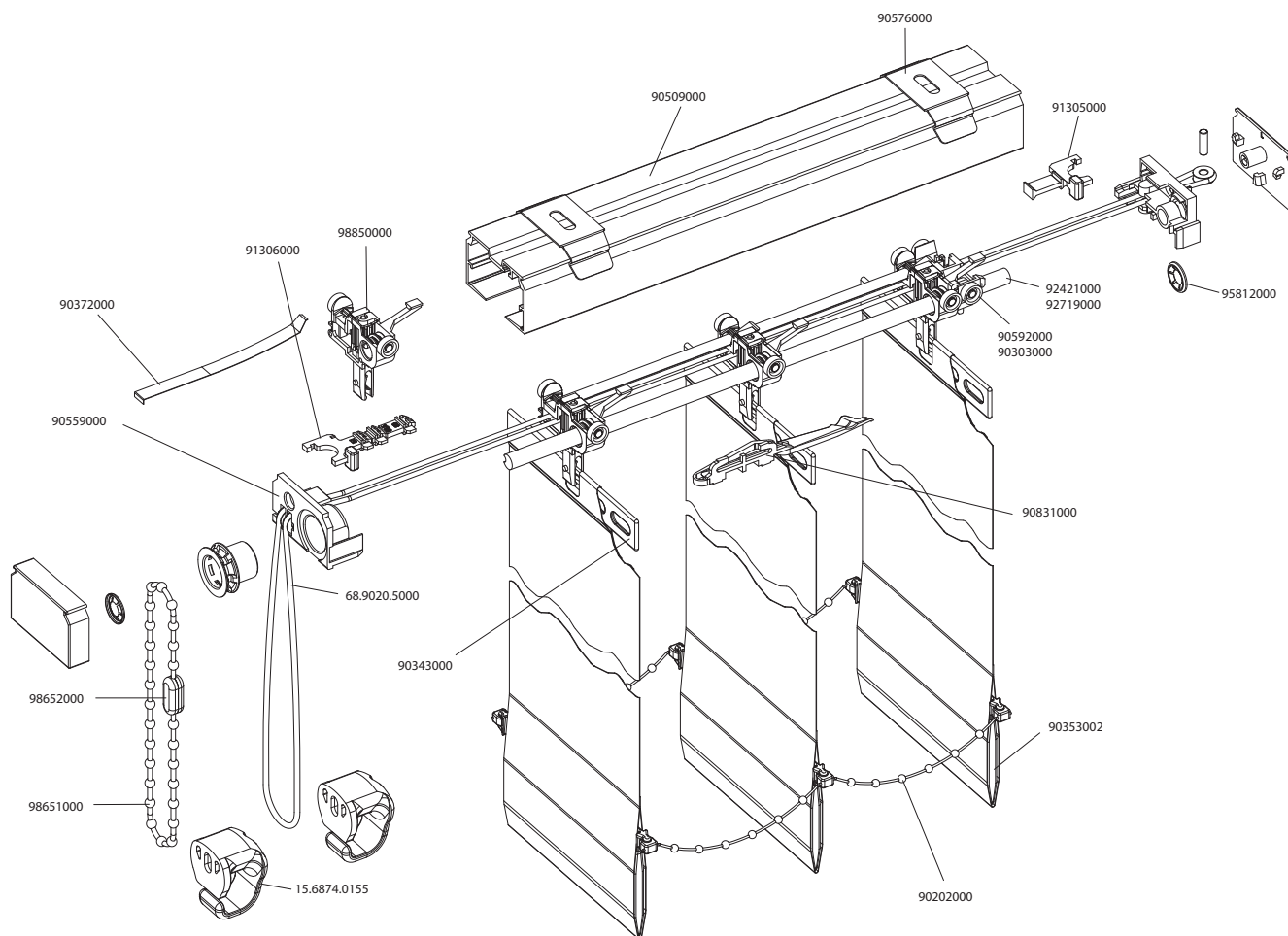
## FÖRKLARINGAR

\* Efter ett artikelnummer hänvisar till rekommenderad skruv etc.

## EXPLANATIONS

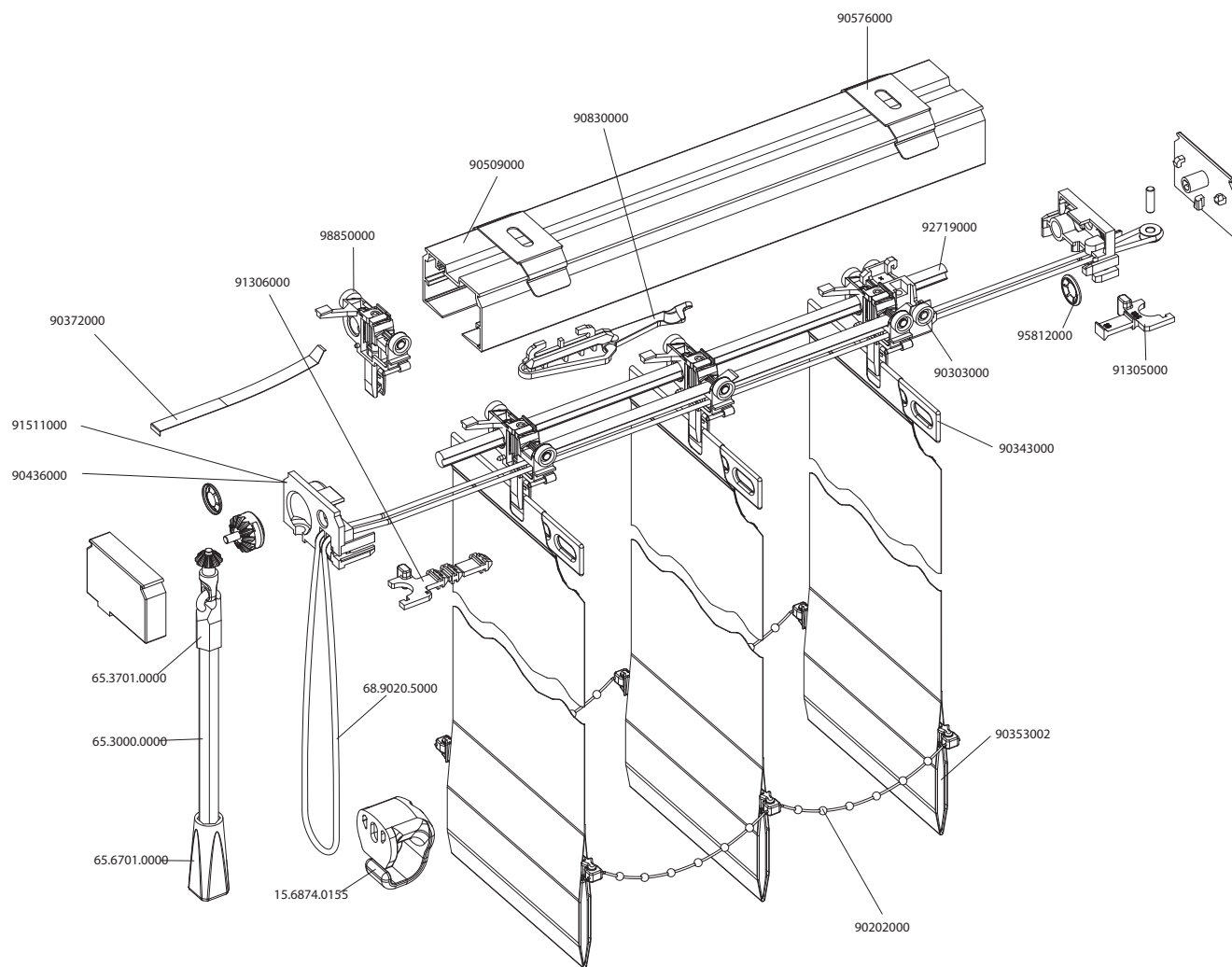
\* After an article number refers to recommended screw etc.

## Exploded view type V010 Chain/Cord

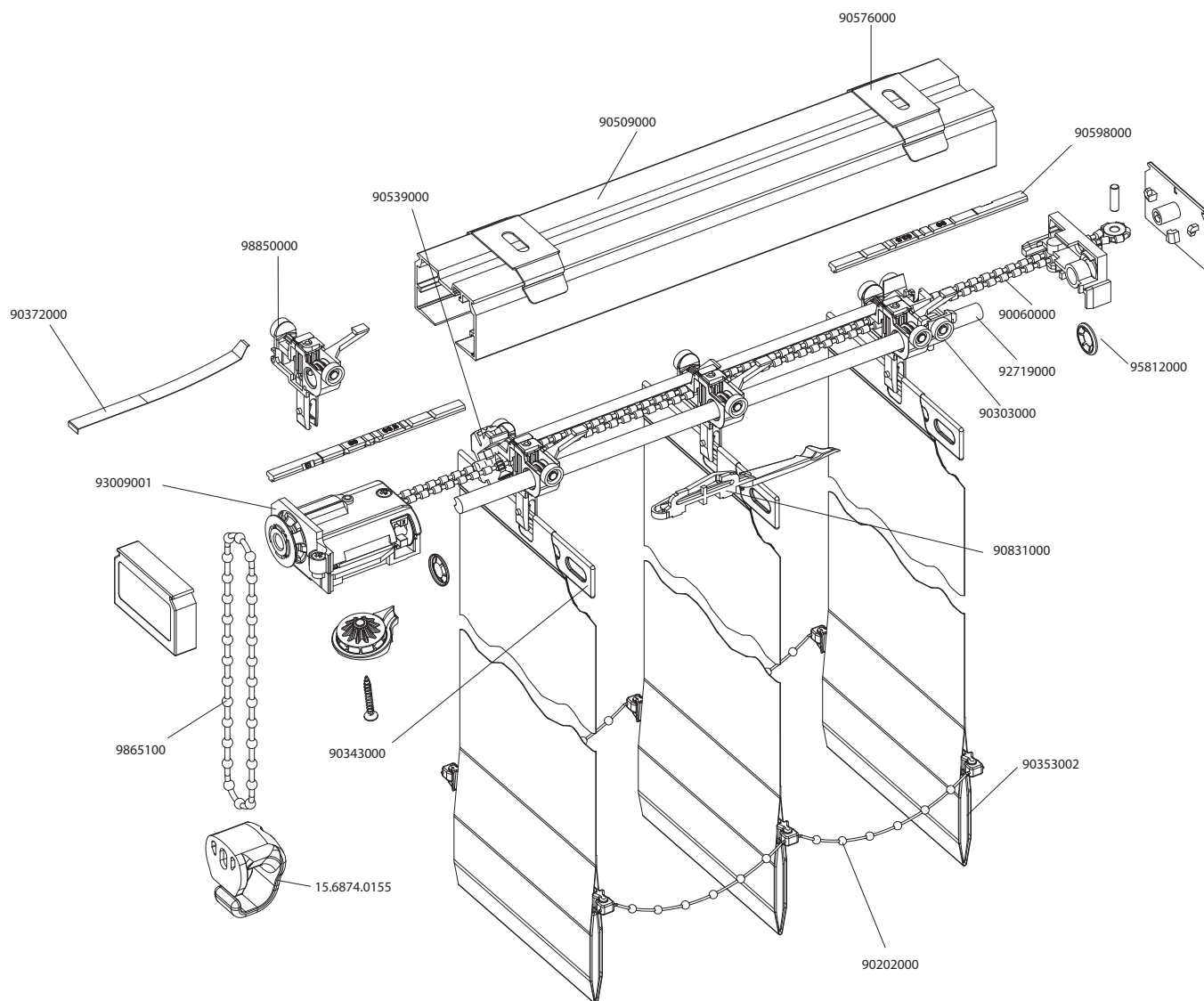




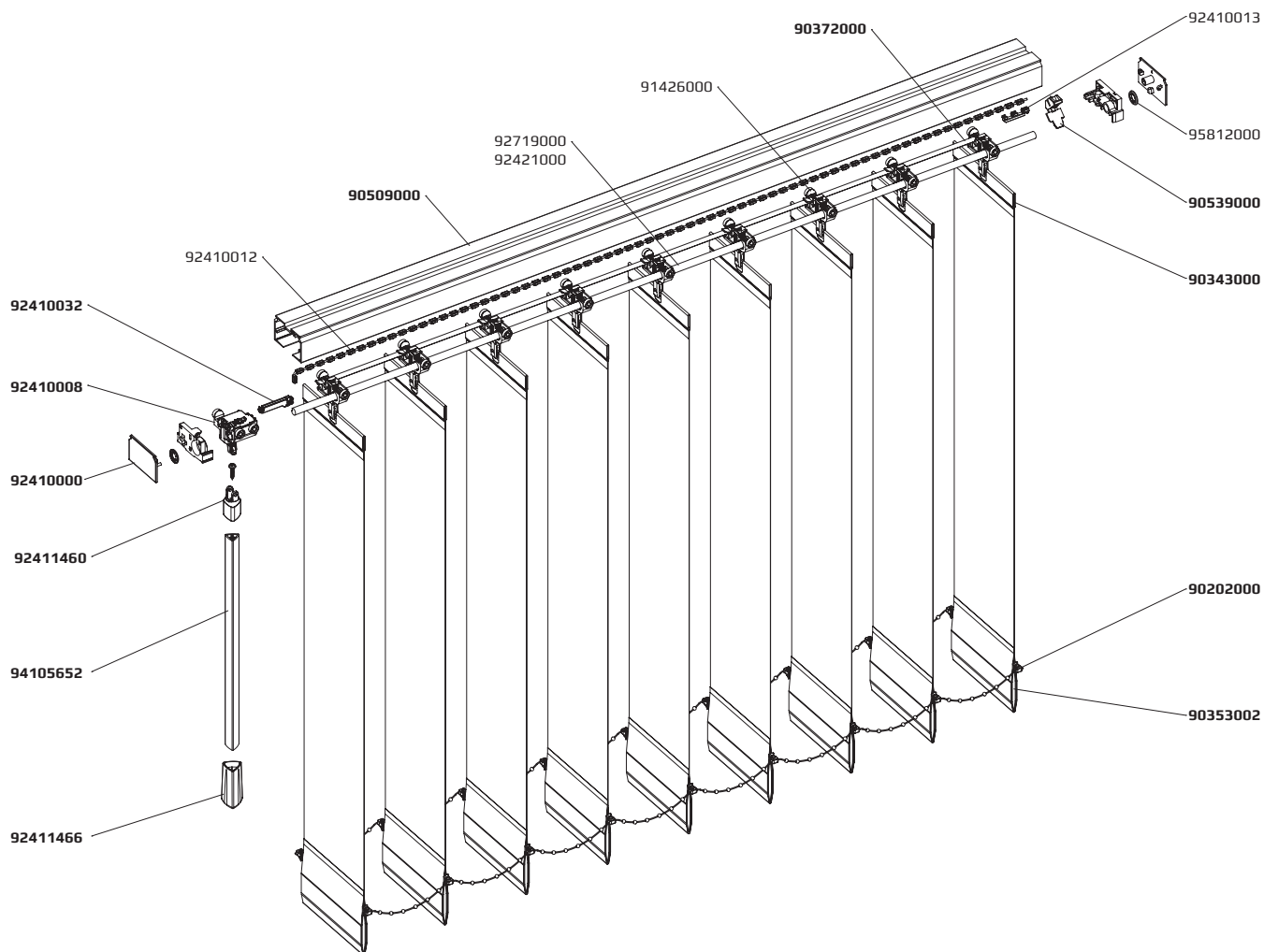
## Exploded view type V010 Tilt wand/Cord



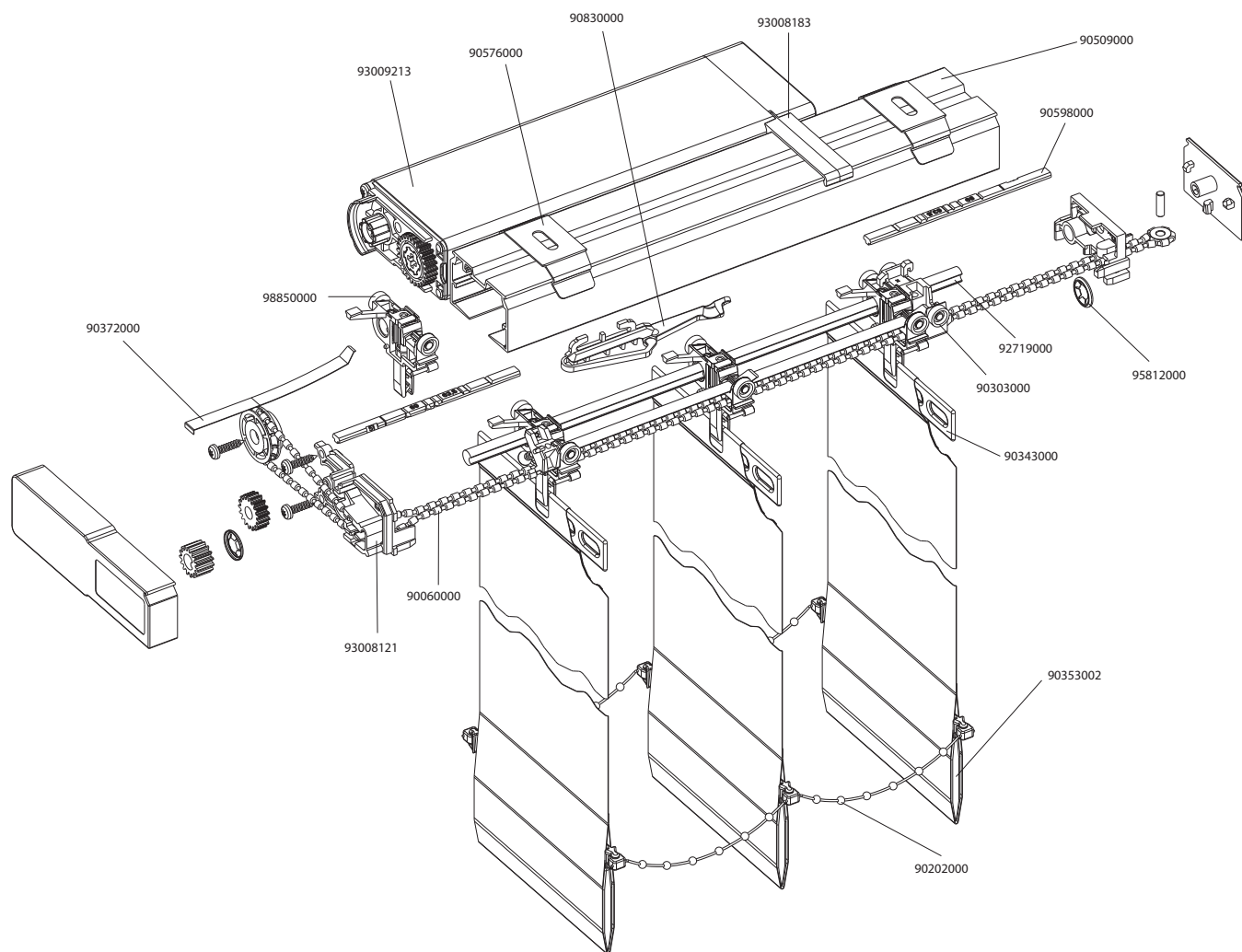
## Exploded view type V010 Monocommand



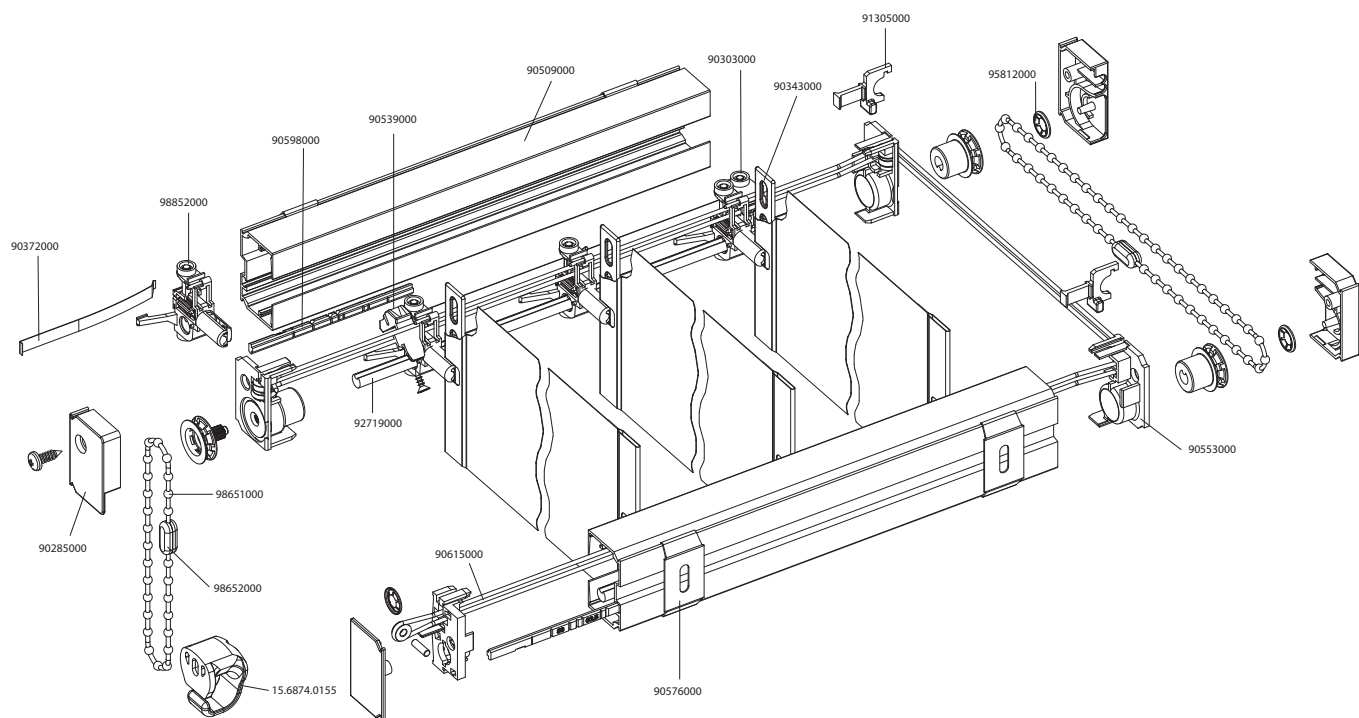
## Exploded view type V010 Traversing Wand



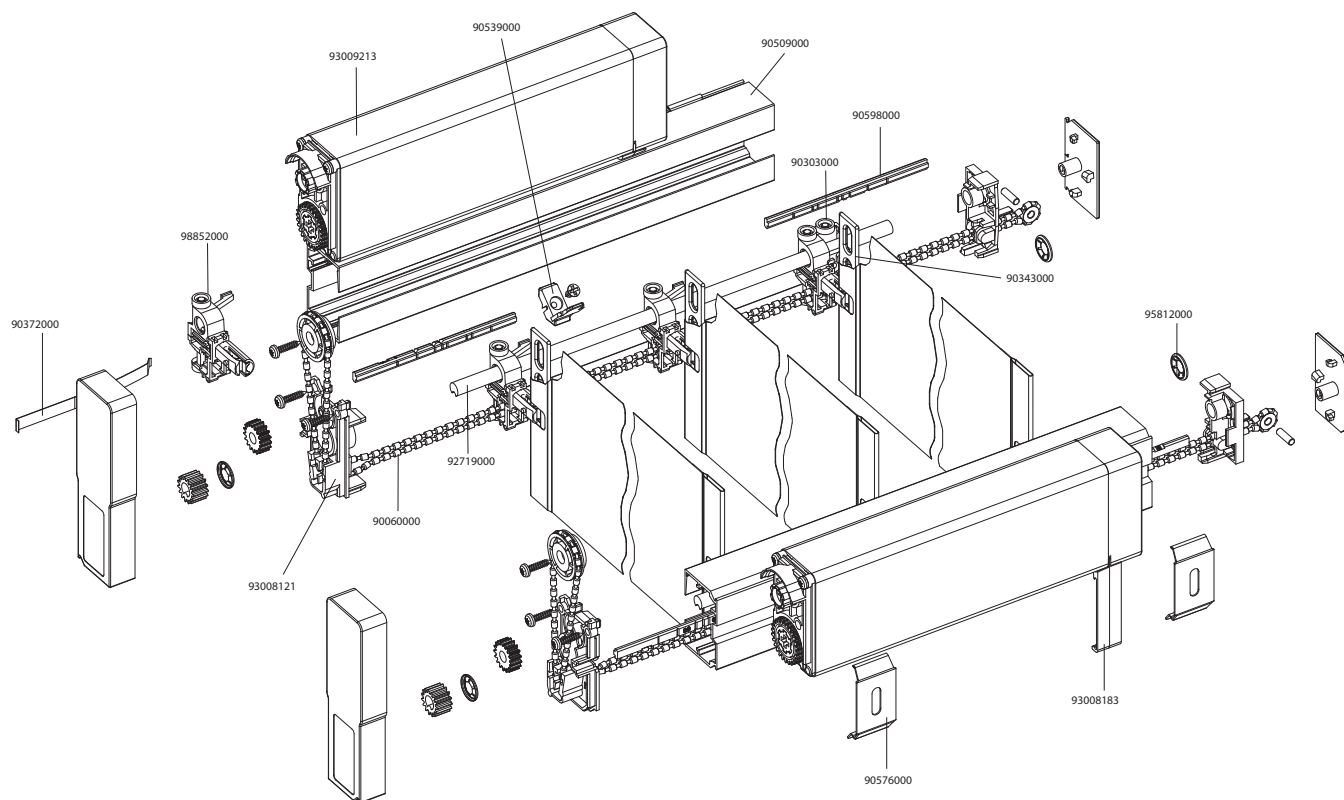
## Exploded view type V010 IQ-motor



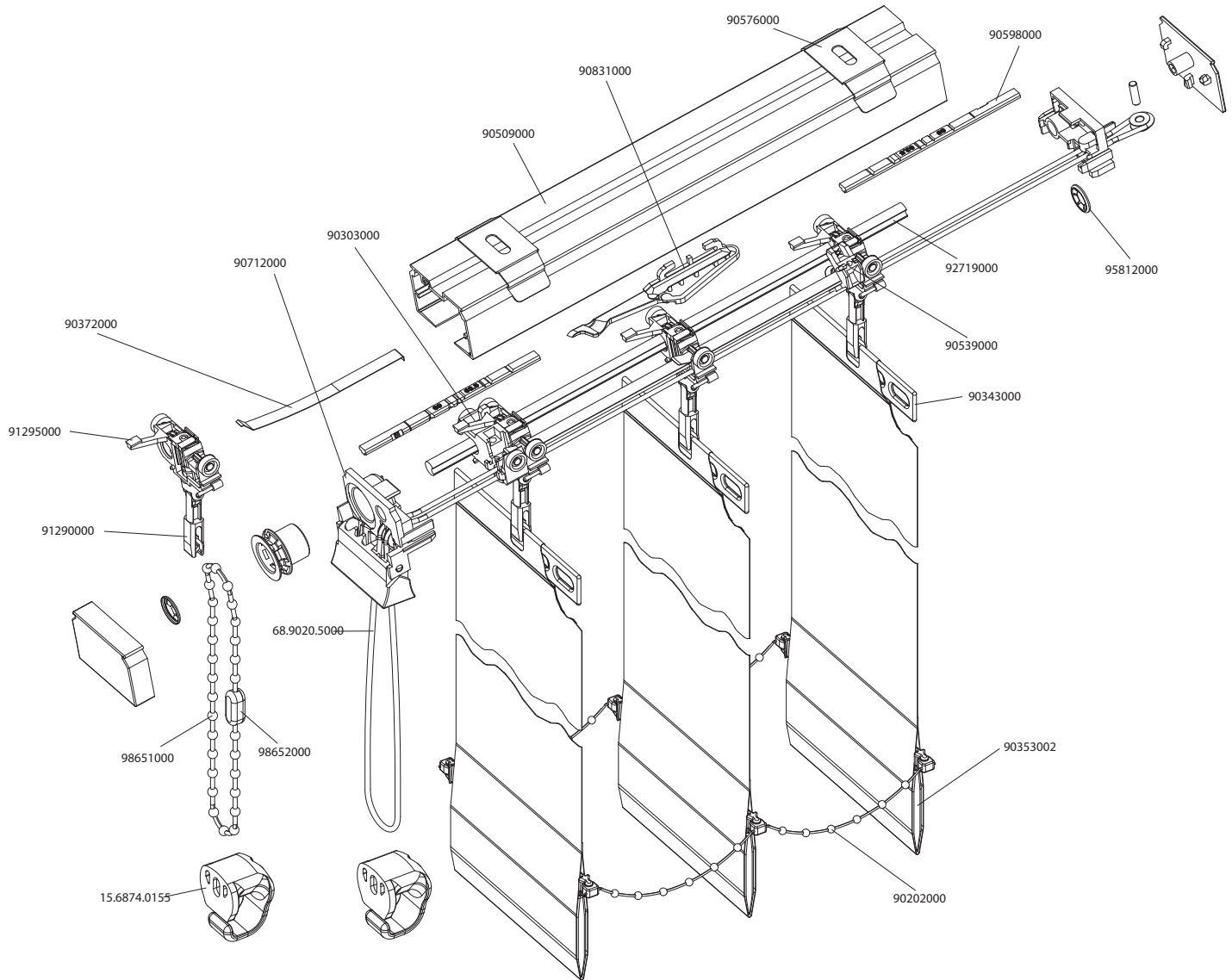
## Exploded view type V020/025 Top & Bottom track with Chain/Cord



## Exploded view type V020/025 Top & Bottom track with Motor

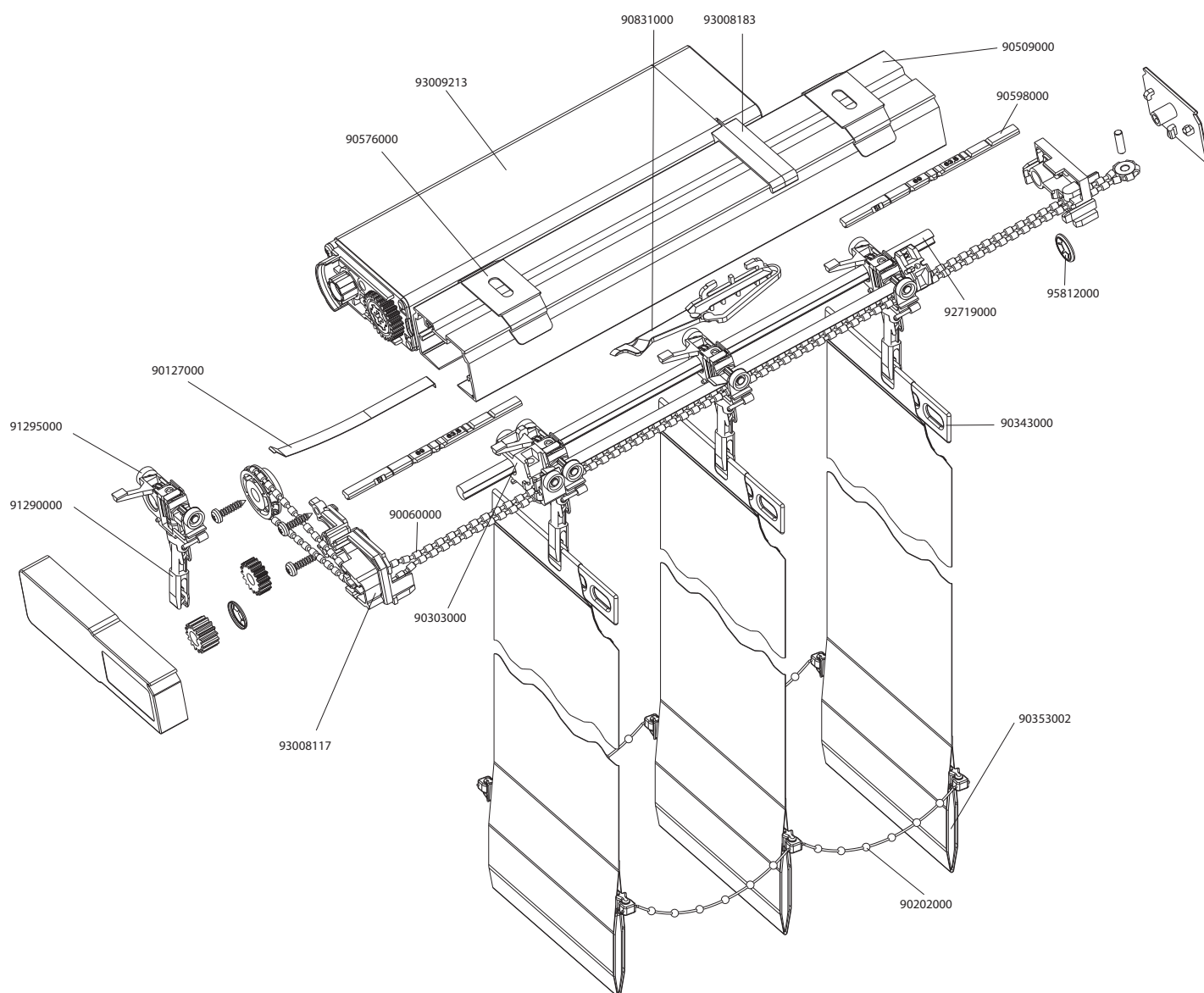


### Exploded view type V040/V041\* Slope Chain/Cord with cord lock



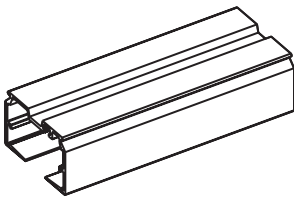
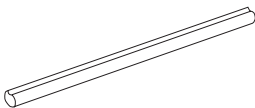
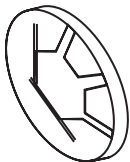

\* V040: low left side, V041: low right side




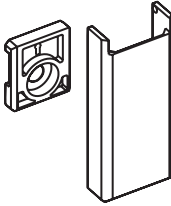
## Exploded view type V040/V041\* Slope IQ-motor

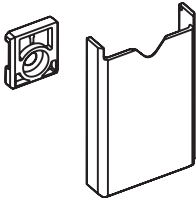
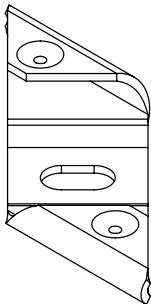
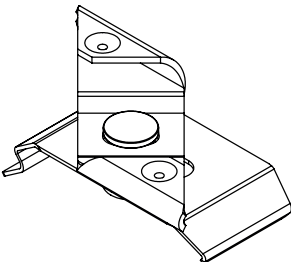



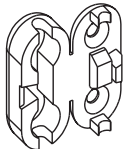
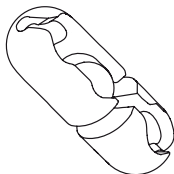


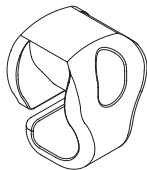
\* V040: low left side, V041: low right side

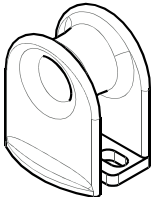
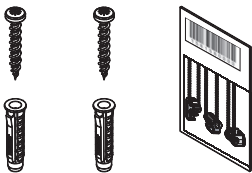
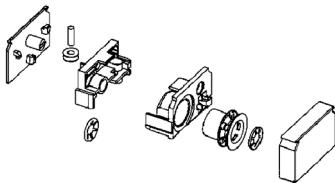
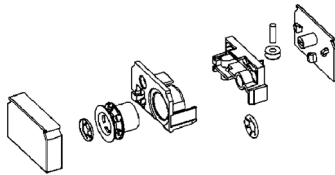


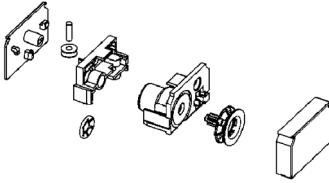
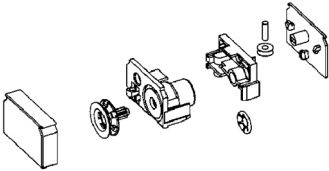
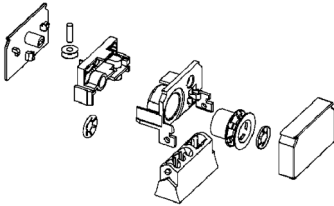
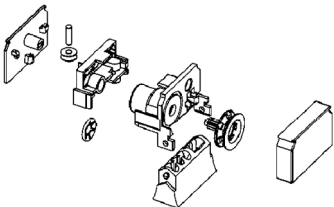
|   | Article No. | Description  | Note      | Stand. pack |
|---|-------------|--|-----------|-------------|
|    |             | <b>Head rail</b><br>Aluminium<br><b>Överlist</b><br>Aluminium  | 40x26mm   |             |
|   | 90509000    | Vit White  | 16 x 7 m  | 112 m       |
|   | 92539000    | Svart Black  | 16 x 7 m  | 112 m       |
|    |             | <b>Tilt rod</b><br>Aluminium<br><b>Axel</b><br>Aluminium   |           |             |
|   | 92719000    |  | 120 x 7 m | 840 m       |
|  |             | <b>Låsring</b><br>Steel<br><b>Speed Nut</b><br>Stål  |           |             |
|   | 95812000    | Spare part, in standard end cap  |           | 500         |
|  |             | <b>Installation bracket</b><br>Steel, with oval hole<br><b>Upphångningsbeslag</b><br>Stål, med ovalt hål |           |             |
|   | 90576000    | Vit White  |           | 300         |
|   | 96862000    | Svart Black  |           | 300         |

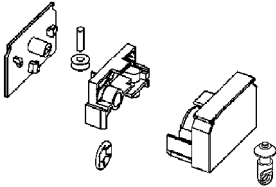
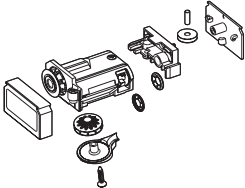

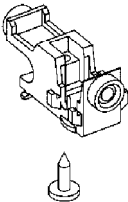
|   | Article No.     | Description   | Note                                | Stand. pack |
|---|-----------------|---|-------------------------------------|-------------|
|    |                 | <b>Installation bracket - Face Fix</b><br>Steel<br><b>Upphångningsbeslag - Vägghämontering</b><br>Stål                            | 60-108 mm                           |             |
|   | <b>90841000</b> | Vit White   | Including Snap In bracket           | <b>50</b>   |
|   | <b>98867000</b> | Svart Black   | Including Snap In bracket in silver | <b>50</b>   |
|    |                 | <b>Installation bracket - Face Fix</b><br>Steel<br><b>Upphångningsbeslag - Vägghämontering</b><br>Stål                            | 108-156 mm                          |             |
|   | <b>90842000</b> | Vit White   | Including Snap In bracket           | <b>50</b>   |
|   | <b>98868000</b> | Svart Black   | Including Snap In bracket in silver | <b>50</b>   |
|  |                 | <b>Installation bracket - Face Fix</b><br>Steel<br><b>Upphångningsbeslag - Vägghämontering</b><br>Stål                            | 156-204 mm                          |             |
|   | <b>90843000</b> | Vit White   | Including Snap In bracket           | <b>50</b>   |
|   | <b>98869000</b> | Svart Black   | Including Snap In bracket in silver | <b>50</b>   |
|  |                 | <b>Cover</b><br>Plastic, for installation bracket face fix 90841000<br><b>Lock</b><br>Plast, för upphångningsbeslag vägg 90841000 |                                     |             |
|   | <b>99448000</b> | Vit White   |                                     | <b>50</b>   |
|   | <b>99450000</b> | Svart Black   |                                     | <b>50</b>   |
|   |                 |   |                                     |             |

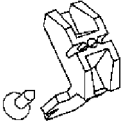
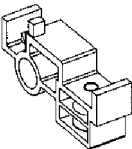
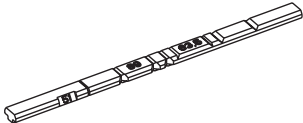
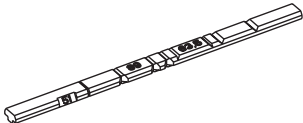
|   | Article No. | Description   | Note       | Stand. pack |
|---|-------------|---|------------|-------------|
|    |             | <b>Cover</b><br>Plastic, for installation bracket face fix 90842000 and 90843000<br><br><b>Lock</b><br>Plast, för upphängningsbeslag vägg 90842000 and 90843000 |            |             |
|   | 99452000    | Vit White   |            | 50          |
|   | 99454000    | Svart Black   |            | 50          |
|    |             | <b>Quick Fitting Clip</b><br>Steel, for ceiling joist<br><br><b>Snabbfäste</b><br>Stål, för takbjälke   |            |             |
|   | 3230206001  | Vit White   |            | 100         |
|  |             | <b>Quick Fitting Clip with Installation bracket</b><br>Steel, for ceiling joist<br><br><b>Snabbfäste med upphängningsbeslag</b><br>Stål, för takbjälke          |            |             |
|   | 3230208001  | Vit White   |            | 100         |
|  |             | <b>Ball chain</b><br>Plastic<br><br><b>Kulkedja</b><br>Plast  | 3.8 x 9 mm |             |
|   | 98651000    | Vit White   |            | 250 m       |
|   | 90139000    | Svart Black   |            | 250 m       |
|   |             |   |            |             |

|   | Article No.  | Description   | Note    | Stand. pack |
|---|--------------|---|---------|-------------|
|    |              | <b>Chain connector</b><br>Plastic<br><b>Kulkedjelås</b><br>Plast                                      |         |             |
|   | 98652000     | Vit White   |         | 300         |
|   | 90141000     | Svart Black   |         | 300         |
|    |              | <b>Break away chain connector</b><br>Plastic<br><b>Delbar kedjekoppling</b><br>Plast                  | EN16434 |             |
|   | 15.6878.0155 | Transparent   |         | 250         |
|  |              | <b>Metal ball</b><br>For assembly on ball chain<br><b>Metallkula</b><br>Metallkula                    |         |             |
|   | 15.6895.0000 | Metal   |         | 500         |
|  |              | <b>Control Chain Safety Clip</b><br>Plastic<br><b>Säkerhetsklämma Kulkedja</b><br>Plast               | EN16434 |             |
|   | 15.6152.7178 | Transparent   |         | 500         |
|  |              | <b>Control Chain Safety Clip</b><br>Plastic, small<br><b>Säkerhetsklämma Kulkedja</b><br>Plast, liten | EN16434 |             |
|   | 15.6874.7178 | Transparent   |         | 100         |
|   | 15.6874.0155 | Vit White   |         | 100         |

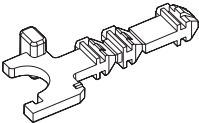
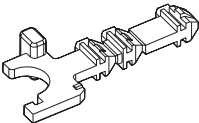
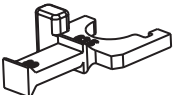
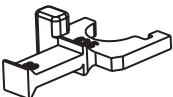
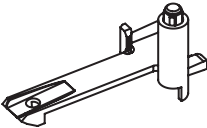
|   | Article No.  | Description  | Note    | Stand. pack |
|---|--------------|--|---------|-------------|
|    |              | <b>Control Chain Safety Clip</b><br>Plastic, large<br><b>Säkerhetsklämma Kulkedja</b><br>Plast, stor   | EN16434 |             |
|   | 15.6873.7178 | Transparent  |         | 100         |
|   | 15.6873.0155 | Vit White  |         | 100         |
|    |              | <b>Installation kit</b><br>For chain tensioner, incl. instruction, screws and plug<br><b>Monteringskit</b><br>För kedjesträckare, inkl. instruktion, skruv och plugg | EN13120 |             |
|   | 15.6158.0000 |  |         | 500         |
|  |              | <b>End cap assembly 1:1</b><br>Plastic<br><b>Manöverset 1:1</b><br>Plast   |         |             |
|   | 90553000     | Vit White , right  |         | 150         |
|   | 90145000     | Svart Black , right  |         | 150         |
|  |              | <b>End cap assembly 1:1</b><br>Plastic<br><b>Manöverset 1:1</b><br>Plast   |         |             |
|   | 90559000     | Vit White, left  |         | 150         |
|   | 91432000     | Svart Black, left  |         | 150         |
|   |              |  |         |             |

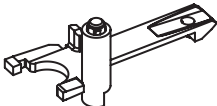
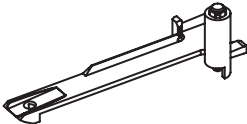
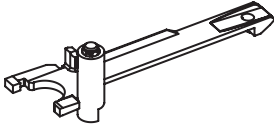
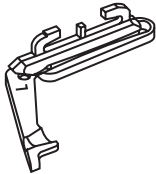

|   | Article No. | Description  | Note | Stand. pack |
|---|-------------|--|------|-------------|
|    |             | <b>End cap assembly 4:1</b><br>Plastic<br><b>Manöverset 4:1</b><br>Plast                   |      |             |
|   | 90151000    | Vit White, right   |      | 150         |
|   | 91436000    | Svart Black, right   |      | 150         |
|    |             | <b>End cap assembly 4:1</b><br>Plastic<br><b>Manöverset 4:1</b><br>Plast                   |      |             |
|   | 90154000    | Vit White, left  |      | 150         |
|   | 91437000    | Svart Black, left  |      | 150         |
|  |             | <b>End cap assembly 1:1 - Slope</b><br>Plastic<br><b>Manöverset 1:1 - Lutande</b><br>Plast |      |             |
|   | 90712000    | Vit White, right   |      | 40          |
|   | 91433000    | Svart Black, right   |      | 40          |
|  |             | <b>End cap assembly 4:1 - Slope</b><br>Plastic<br><b>Manöverset 4:1 - Lutande</b><br>Plast |      |             |
|   | 90174000    | Vit White  |      | 40          |
|   | 91438000    | Svart Black  |      | 40          |
|   |             |  |      |             |






|   | Article No. | Description  | Note         | Stand. pack |
|---|-------------|--|--------------|-------------|
|    |             | <b>End cap assembly tilt wand</b><br>Plastic<br><b>Manöverset vridstång</b><br>Plast     |              |             |
|   | 91511000    | Vit White  |              | 150         |
|    |             | <b>End cap assembly monocommand</b><br>Plastic<br><b>Manöverset monocommand</b><br>Plast |              |             |
|   | 93009001    | Vit White  |              | 40          |
|  |             | <b>Continuous loop chain</b><br>Plastic<br><b>Ändlös kulkedja</b><br>Plast               | 3.8 x 9 mm   |             |
|   | 93008400    | Vit White  | Drop 700 mm  | 25          |
|   | 93008414    | Vit White  | Drop 1100 mm | 25          |
|   | 93008416    | Vit White  | Drop 1400 mm | 25          |
|   | 93008418    | Vit White  | Drop 1700 mm | 25          |
|   | 93008420    | Vit White  | Drop 2000 mm | 25          |
|   | 93008426    | Vit White  | Drop 2600 mm | 25          |
|  |             | <b>Pull cord traveller</b><br>Plastic<br><b>Lindragvagn</b><br>Plast                     |              |             |
|   | 90303000    | Vit White  |              | 500         |
|   | 90592000    | Grå Grey   |              | 500         |
|   |             |  |              |             |

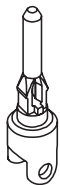
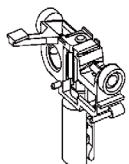



|   | Article No. | Description  | Note | Stand. pack |
|---|-------------|--|------|-------------|
|    |             | <b>End retainer</b><br>Plastic<br><b>Ändlägesstopp</b><br>Plast              |      |             |
|   | 90539000    | Vit White, including screw   |      | 150         |
|   | 90599000    | Grå Grey including screw   |      | 150         |
|    |             | <b>Two in one component</b><br>Plastic<br><b>Två i en komponent</b><br>Plast |      |             |
|   | 90326000    | Grå Grey   |      | 70          |
|  |             | <b>Distance Rod 89 mm</b><br>Plastic<br><b>Distanstång 89 mm</b><br>Plast    |      |             |
|   | 90598000    | Grå Grey   |      | 600         |
|  |             | <b>Distance Rod 127 mm</b><br>Plastic<br><b>Distanstång 127 mm</b><br>Plast  |      |             |
|   | 90597000    | Grå Grey   |      | 600         |



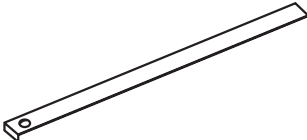
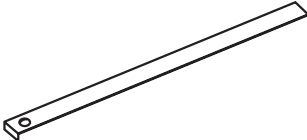


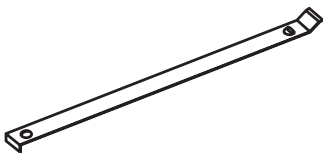
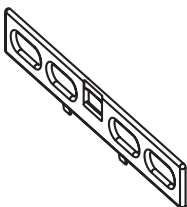
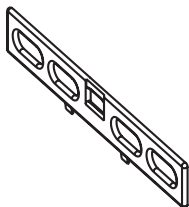
|   | Article No. | Description  | Note | Stand. pack |
|---|-------------|--|------|-------------|
|    |             | <b>Distance end retainer 89 mm - hold</b><br>Plastic<br><b>Distansplatta 89 mm - håll</b><br>Plast     |      |             |
|   | 91306000    | Vit White  |      | 150         |
|   | 90594000    | Grå Grey   |      | 150         |
|    |             | <b>Distance end retainer 127 mm - hold</b><br>Plastic<br><b>Distansplatta 127 mm - håll</b><br>Plast   |      |             |
|   | 91304000    | Vit White  |      | 150         |
|   | 90593000    | Grå Grey   |      | 150         |
|  |             | <b>Distance end retainer 89 mm - stop</b><br>Plastic<br><b>Distansplatta 89 mm - stopp</b><br>Plast    |      |             |
|   | 91305000    | Vit White  |      | 150         |
|   | 90596000    | Grå Grey   |      | 150         |
|  |             | <b>Distance end retainer 127 mm - stop</b><br>Plastic<br><b>Distansplatta 127 mm - stopp</b><br>Plast  |      |             |
|   | 91303000    | Vit White  |      | 150         |
|   | 90595000    | Grå Grey   |      | 150         |
|  |             | <b>Distance end retainer variable 89 mm</b><br>Plastic<br><b>Distansplatta variabel 89 mm</b><br>Plast |      |             |
|   | 93005618    | Grå, Grey, höger   |      | 150         |
|   | 93005620    | Vit, White, höger  |      | 150         |
|   |             |  |      |             |

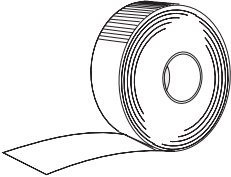
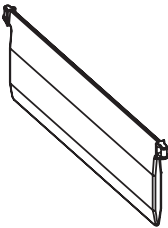
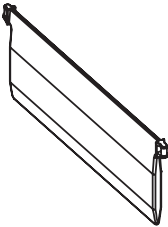


|   | Article No.     | Description   | Note | Stand. pack |
|---|-----------------|---|------|-------------|
|    |                 | <b>Distance end retainer variable 89 mm</b><br>Plastic  |      |             |
|   |                 | <b>Distansplatta variabel 89 mm</b><br>Plast            |      |             |
|   | <b>93005619</b> | Grå, Grey, vänster                                      |      | <b>150</b>  |
|   | <b>93005621</b> | Vit, White, vänster                                     |      | <b>150</b>  |
|    |                 | <b>Distance end retainer variable 127 mm</b><br>Plastic |      |             |
|   |                 | <b>Distansplatta variabel 127 mm</b><br>Plast           |      |             |
|   | <b>93005622</b> | Grå, Grey, höger  |      | <b>150</b>  |
|   | <b>93005624</b> | Vit, White, höger                                       |      | <b>150</b>  |
|  |                 | <b>Distance end retainer variable 127 mm</b><br>Plastic |      |             |
|   |                 | <b>Distansplatta variabel 127 mm</b><br>Plast           |      |             |
|   | <b>93005623</b> | Grå, Grey, vänster                                      |      | <b>150</b>  |
|   | <b>93005625</b> | Vit, White, vänster                                     |      | <b>150</b>  |
|  |                 | <b>Shaft support</b><br>Plastic                         |      |             |
|   |                 | <b>Axelstöd</b><br>Plast                                |      |             |
|   | <b>90831000</b> | Vit White, left   |      | <b>200</b>  |
|   | <b>90936000</b> | Grå Grey, left  |      | <b>200</b>  |
|  |                 | <b>Shaft support</b><br>Plastic                         |      |             |
|   |                 | <b>Axelstöd</b><br>Plast                                |      |             |
|   | <b>90830000</b> | Vit White, right  |      | <b>200</b>  |
|   | <b>90935000</b> | Grå Grey, right   |      | <b>200</b>  |

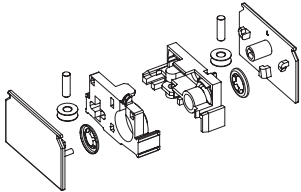
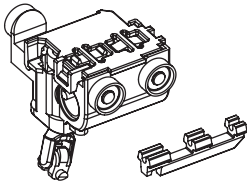

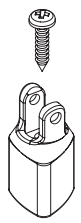

|   | Article No.                        | Description                               | Note      | Stand. pack                |
|---|------------------------------------|---|-----------|----------------------------|
|    |                                    | <b>Cord weight</b><br>Plastic             |           |                            |
|   |                                    | <b>Linvikt</b><br>Plast                   |           |                            |
|   | <b>90668000</b><br><b>91505000</b> | Vit White<br>Svart Black                  |           | <b>30</b><br><b>30</b>     |
|    |                                    | <b>Cord weight</b><br>Plastic NL branded  | "NL logo" |                            |
|   |                                    | <b>Linvikt</b><br>Plast, NL logga         |           |                            |
|   | <b>93008226</b><br><b>93008227</b> | Vit White<br>Svart Black                  |           | <b>30</b><br><b>30</b>     |
|   |                                    | <b>Traveller Standard</b><br>Plastic      |           |                            |
|   |                                    | <b>Lamellvagn standard</b><br>Plast       |           |                            |
|   | <b>98850000</b><br><b>90570000</b> | Vit White<br>Grå Grey                     |           | <b>1134</b><br><b>1134</b> |
|  |                                    | <b>Hook standard sparepart</b><br>Plastic |           |                            |
|   |                                    | <b>Hake standard reservdel</b><br>Plast   |           |                            |
|   | <b>91156000</b>                    | Transparent                               |           | <b>200</b>                 |
|  |                                    | <b>Traveller Slope</b><br>Plastic         |           |                            |
|   |                                    | <b>Lamellvagn lutande</b><br>Plast        |           |                            |
|   | <b>91295000</b><br><b>91294000</b> | Vit White<br>Grå Grey                     |           | <b>1134</b><br><b>1134</b> |
|   |                                    |   |           |                            |

|   | Article No.     | Description  | Note | Stand. pack |
|---|-----------------|--|------|-------------|
|    |                 | <b>Slope hook pin sparepart</b><br>Plastic<br><b>Hake lutande reservdel</b><br>Plast         |      |             |
|   | <b>91280000</b> | Transparent  |      | <b>200</b>  |
|    |                 | <b>Traveller Top &amp; Bottom track</b><br>Plastic<br><b>Lamellvagn Plafond</b><br>Plast     |      |             |
|   | <b>90575000</b> | Grå Grey   |      | <b>504</b>  |
|   |                 | <b>Hook Top &amp; Bottom spare part</b><br>Plastic<br><b>Hake Plafond reservdel</b><br>Plast |      |             |
|   | <b>98826000</b> | Transparent  |      | <b>100</b>  |
|  |                 | <b>Slope hook No. 0</b><br>Plastic<br><b>Hake lutande Nr. 0</b><br>Plast                     |      |             |
|   | <b>91290000</b> | Transparent  |      | <b>300</b>  |
|  |                 | <b>Slope hook No. 1</b><br>Plastic<br><b>Hake lutande Nr. 1</b><br>Plast                     |      |             |
|   | <b>91291000</b> | Transparent  |      | <b>300</b>  |
|   |                 |  |      |             |

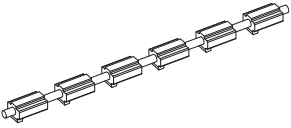
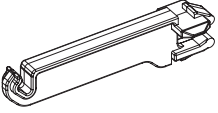
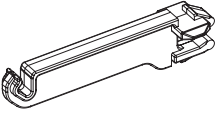
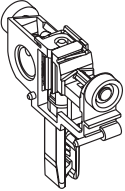
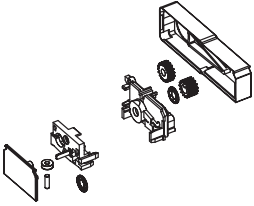
|   | Article No.     | Description                                      | Note | Stand. pack |
|---|-----------------|--|------|-------------|
|    |                 | <b>Slope hook No. 2</b><br>Plastic               |      |             |
|   |                 | <b>Hake lutande Nr. 2</b><br>Plast               |      |             |
|   | <b>91292000</b> | Transparent                                      |      | <b>300</b>  |
|    |                 | <b>Slope hook No. 3</b><br>Plastic               |      |             |
|   |                 | <b>Hake lutande Nr. 3</b><br>Plast               |      |             |
|   | <b>91293000</b> | Transparent                                      |      | <b>300</b>  |
|  |                 | <b>Spacer links slope 127 mm</b><br>Metal        |      |             |
|   |                 | <b>Avståndskoppling lutande 127 mm</b><br>Metall |      |             |
|   | <b>90127000</b> | For 89 mm vanes                                  |      | <b>1000</b> |
|  |                 | <b>Spacer links slope 255 mm</b><br>Metal        |      |             |
|   |                 | <b>Avståndskoppling lutande 255 mm</b><br>Metall |      |             |
|   | <b>90128000</b> | For 127 mm vanes                                 |      | <b>500</b>  |

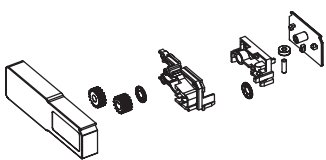

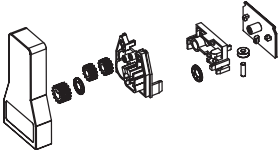
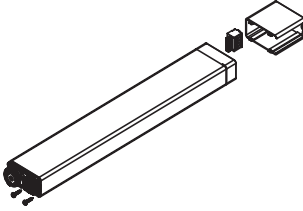
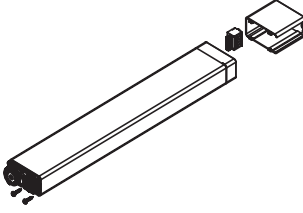
|   | Article No. | Description   | Note | Stand. pack |
|---|-------------|---|------|-------------|
|    |             | <b>Spacer links</b><br>Metal<br><b>Avståndskoppling</b><br>Metall               |      |             |
|   | 90415000    | 50.5 mm, Non-stock item, min qty 1000 pcs                                       |      | 1000        |
|   | 90369000    | 53.5 mm, Non-stock item, min qty 1000 pcs                                       |      | 1000        |
|   | 90368000    | 63 mm, Non-stock item, min qty 1000 pcs   |      | 1000        |
|   | 90370000    | 67 mm   |      | 1000        |
|   | 90371000    | 71 mm   |      | 1000        |
|   | 90372000    | 75 mm   |      | 1000        |
|   | 90373000    | 79 mm   |      | 1000        |
|   | 90374000    | 83 mm   |      | 1000        |
|   | 90375000    | 87 mm   |      | 1000        |
|   | 90376000    | 99 mm   |      | 1000        |
|   | 90377000    | 102 mm  |      | 1000        |
|   | 90378000    | 105 mm  |      | 1000        |
|   | 90379000    | 108 mm  |      | 1000        |
|   | 90380000    | 111 mm  |      | 1000        |
|   | 90313000    | 114 mm  |      | 1000        |
|  |             | <b>Louvre hanger</b><br>Plastic<br><b>Lamellhållare</b><br>Plast                |      |             |
|   | 90343000    | 89 mm, Transparent  |      | 2000        |
|   | 90345000    | 127 mm, Transparent   |      | 1400        |
|  |             | <b>Louvre hanger - Roll</b><br>Plastic<br><b>Lamellhållare - Rulle</b><br>Plast |      |             |
|   | 90340000    | 89 mm, Transparent  |      | 4800        |
|   | 90342000    | 127 mm, Transparent   |      | 4800        |

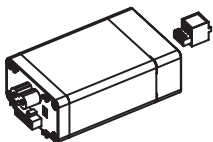
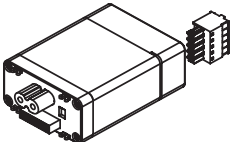
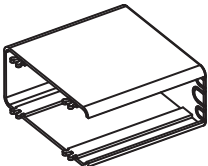
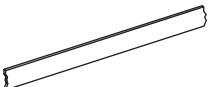

|   | Article No.     | Description   | Note | Stand. pack       |
|---|-----------------|---|------|-------------------|
|    | <b>91104000</b> | <b>Sealing film - Roll</b><br>Plastic<br><b>Förslutningsfilm - Rulle</b><br>Plast |      | <b>250 m</b>      |
|   | <b>91099000</b> | 89 mm<br>127 mm   |      | <b>250 m</b>      |
|    | <b>90353002</b> | <b>Bottom weight 89 mm</b><br>Plastic<br><b>Bottenplatta 89 mm</b><br>Plast       |      | <b>100</b>        |
|   | <b>90144002</b> | Vit White<br>Svart Black  |      | <b>100</b>        |
|   | <b>90355002</b> | <b>Bottom weight 127 mm</b><br>Plastic<br><b>Bottenplatta 127 mm</b><br>Plast     |      | <b>100</b>        |
|   | <b>90142002</b> | Vit White<br>Svart Black  |      | <b>100</b>        |
|  | <b>90202000</b> | <b>Link chain 89 mm</b><br>Plastic<br><b>Kopplingskedja 89 mm</b><br>Plast        |      | <b>6000 links</b> |
|   | <b>90138000</b> | Vit White<br>Svart Black  |      | <b>6000 links</b> |
|  | <b>90204000</b> | <b>Link chain 127 mm</b><br>Plastic<br><b>Kopplingskedja 127 mm</b><br>Plast      |      | <b>6000 links</b> |
|   | <b>90136000</b> | Vit White<br>Svart Black  |      | <b>6000 links</b> |




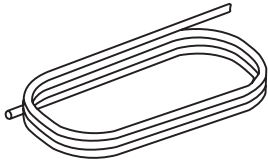
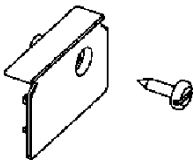
|   | Article No. | Description  | Note | Stand. pack |
|---|-------------|--|------|-------------|
|    |             | <b>End cap, traversing wand</b><br>Plastic<br><b>Ändskydd, dragstång</b><br>Plast  |      |             |
|   | 92410000    | Vit White  |      | 100         |
|   | 92410003    | Svart Black  |      | 100         |
|    |             | <b>Gear for traversing wand</b><br>Plastic<br><b>Växel för dragstång</b><br>Plast  |      |             |
|   | 92410008    | Vit White  |      | 100         |
|   | 92410009    | Grå Grey   |      | 100         |
|   | 92410011    | Svart Black  |      | 100         |
|   |             | <b>Traversing wand</b><br>Triangular, aluminium<br><b>Vridstång</b><br>Triangulär, aluminium   |      |             |
|   | 94105652    | Vit White  |      | 200 m       |
|   | 94105654    | Svart Black  |      | 200 m       |
|  |             | <b>Hook for traversing wand</b><br>Plastic, for triangular wand<br><b>Krok för vridstång</b><br>Plast, för triangulär vridstång      |      |             |
|   | 92411460    | Vit White  |      | 100         |
|   | 92411462    | Svart Black  |      | 100         |
|  |             | <b>Handle for traversing wand</b><br>Plastic, for triangular wand<br><b>Handtag för vridstång</b><br>Plast, för triangulär vridstång |      |             |
|   | 92411466    | Vit White  |      | 100         |
|   | 92411468    | Svart Black  |      | 100         |

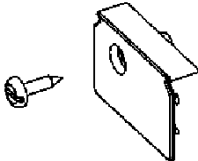
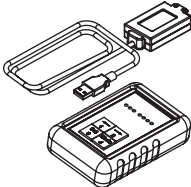
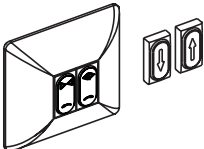
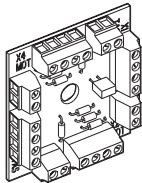


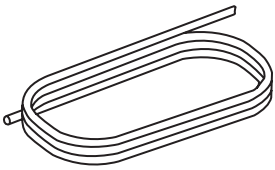
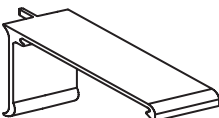

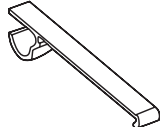
|   | Article No. | Description   | Note | Stand. pack |
|---|-------------|---|------|-------------|
|    |             | <b>Chain for traversing wand</b><br>Plastic<br><b>Kedja för dragstång</b><br>Plast  |      |             |
|   | 92410012    | Natur   |      | 150         |
|    |             | <b>Gear connector 127mm, traversing wand</b><br>Plastic<br><b>Växelhållare 127mm dragstång</b><br>Plast                     |      |             |
|   | 92410030    | Grå Grey  |      | 100         |
|    |             | <b>Gear connector 89mm, traversing wand</b><br>Plastic<br><b>Växelhållare 89mm dragstång</b><br>Plast                       |      |             |
|   | 92410032    | Grå Grey  |      | 100         |
|  |             | <b>Traveller without arm</b><br>Plastic<br><b>Lamellvagn utan arm</b><br>Plast  |      |             |
|   | 91426000    | Grå Grey  |      | 1188        |
|  |             | <b>Motor end cap</b><br>Plastic, for assembly behind head rail<br><b>Motorändskydd</b><br>Plast, vid montage bakom överlist |      |             |
|   | 93008117    | Vit White , right   |      | 10          |
|   | 93008119    | Svart Black , right   |      | 10          |




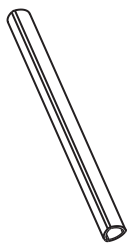
|   | Article No. | Description  | Note | Stand. pack |
|---|-------------|--|------|-------------|
|    |             | <b>Motor end cap</b><br>Plastic, for assembly behind head rail<br><b>Motorändskydd</b><br>Plast, vid montage bakom överlist              |      |             |
|   | 93008121    | Vit White , left   |      | 10          |
|   | 93008123    | Svart Black , left   |      | 10          |
|    |             | <b>Motor end cap</b><br>Plastic, for assembly on the top of the head rail<br><b>Motorändskydd</b><br>Plast, vid montage ovanför överlist |      |             |
|   | 93008125    | Vit White , right  |      | 10          |
|   | 93008127    | Svart Black , right  |      | 10          |
|   |             | <b>Motor end cap</b><br>Plastic, for assembly on the top of the head rail<br><b>Motorändskydd</b><br>Plast, vid montage ovanför överlist |      |             |
|   | 93008129    | Vit White , left   |      | 10          |
|   | 93008131    | Svart Black , left   |      | 10          |
|  |             | <b>IQ2 motor</b><br>For control switch<br><b>IQ2 motor</b><br>För styrkontakt med vajer  |      |             |
|   | 93009113    | Vit White  |      | 2           |
|   | 93009115    | Svart Black  |      | 2           |
|  |             | <b>IQ2 motor RTS</b><br>Including reciver, for wireless remote control<br><b>IQ2 motor RTS</b><br>Inklusive mottagare, för fjärrkontroll |      |             |
|   | 93009213    | Vit White  |      | 2           |
|   | 93009215    | Svart Black  |      | 2           |



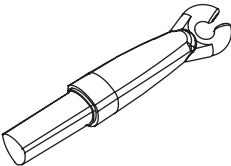

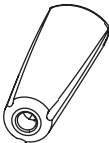
|   | Article No. | Description   | Note | Stand. pack |
|---|-------------|---|------|-------------|
|    |             | <b>IQ2 Switch-module 230 V</b><br>For group control<br><b>IQ2 Kontakt-modul 230 V</b><br>För grupp kontroll   |      |             |
|   | 93008616    | Vit White, Non-stock item, min qty 1 pcs  |      | 1           |
|    |             | <b>IQ2 Top &amp; Bottom track modul</b><br><b>IQ2 Plafond skene modul</b>   |      |             |
|   | 93008612    | Vit White, Non-stock item, min qty 1 pc   |      | 1           |
|   |             | <b>Cover for IQ2 motor</b><br><b>Kåpa för IQ2 motor</b>   |      |             |
|   | 93008241    | Vit White, Non-stock item, min qty 5 pc   |      | 5           |
|  |             | <b>Plastic Profile for Head rail</b><br>For motorised verticals over 3 meters width<br><b>Plastprofil för Överlist</b><br>För motoriserade lamellgardiner över 3 meters bredd |      |             |
|   | 94000023    |   |      | 50 m        |
|  |             | <b>Replacement connector</b><br>4-terminals<br><b>Ersättningskontakt</b><br>4-polig   |      |             |
|   | 93008505    | Non-stock item, min qty 10 pcs  |      | 10          |

|   | Article No.     | Description  | Note            | Stand. pack  |
|---|-----------------|--|-----------------|--------------|
|    |                 | <b>Replacement connector Top &amp; Bottom track</b><br>5-terminals<br><b>Ersättningskontakt Plafond</b><br>5-polig |                 |              |
|   | <b>93008506</b> | Non-stock item, min qty 10 pcs   |                 | <b>10</b>    |
|    |                 | <b>Power supply cable 2 m</b><br><b>Strömkabel 2 m</b>   |                 |              |
|   | <b>93008500</b> | Vit White  |                 | <b>2</b>     |
|  |                 | <b>Power supply cable 5 m</b><br><b>Strömkabel 5 m</b>   |                 |              |
|   | <b>93008502</b> | Vit White  |                 | <b>2</b>     |
|  |                 | <b>Control cable Top &amp; Bottom track</b><br><b>Kontroll kabel Plafond</b>                                       | J-Y(ST) 2x2x0.8 |              |
|   | <b>98889000</b> | Grå Grey, Non-stock item, min qty 100 meter  |                 | <b>100 m</b> |
|  |                 | <b>End cap - Top &amp; Bottom track</b><br><b>Ändskydd - Plafond</b>   |                 |              |
|   | <b>90282000</b> | Vit White, höger, Non-stock item, min qty 40 pc  |                 | <b>40</b>    |





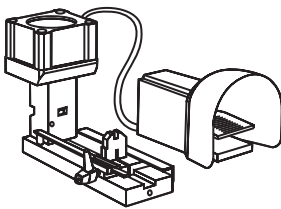
|   | Article No. | Description  | Note | Stand. pack |
|---|-------------|--|------|-------------|
|    |             | <b>End cap - Top &amp; Bottom track</b><br><b>Ändskydd - Plafond</b>   |      |             |
|   | 90285000    | Vit White, höger, Non-stock item, min qty 40 pc  |      | 40          |
|    |             | <b>Programming Unit - IQ2 motor</b><br><b>Programmeringsdosa - IQ2 motor</b>                                   |      |             |
|   | 93008610    | Grå-Svart Grey-Black   |      | 1           |
|  |             | <b>Control switch</b><br><b>Styrkontakt</b>  |      |             |
|   | 96711001    | Vit White  |      | 7           |
|  |             | <b>Module for group control</b><br>4 Folds & 6 Terminals<br><b>Modul för gruppkontakt</b><br>4 Sidor & 6 Poler |      |             |
|   | 98122000    | Non-stock item, min qty 10 pcs   |      | 10          |
|   |             |  |      |             |

|   | Article No. | Description                                | Note | Stand. pack |
|---|-------------|--|------|-------------|
|    | 98891000    | <b>Control Cable</b><br>LIYY 4x0.14 mm²    |      | 100 m       |
|   |             | <b>Kontroll kabel</b>                      |      |             |
|    | 93008183    | <b>Side fix bracket - motor</b><br>Plastic |      | 20          |
|   |             | <b>Sidobeslag - motor</b><br>Plast         |      |             |
|  | 93008136    | <b>Top fix bracket - motor</b><br>Plastic  |      | 20          |
|   |             | <b>Toppbeslag - motor</b><br>Plast         |      |             |
|  | 90061000    | <b>Cable clip - motor</b><br>Plastic       |      | 150         |
|   |             | <b>Kabelklips - motor</b><br>Plast         |      |             |
|   |             |  |      |             |




|   | Article No.  | Description  | Note     | Stand. pack |
|---|--------------|--|----------|-------------|
|    |              | <b>Drive chain</b><br>Plastic<br><b>Drivkedja</b><br>Plast                         |          |             |
|   | 90060000     | Natural  |          | 250 m       |
|    | 68.0422.5000 | Vit White  | R 22 KE  | 500 m       |
|   | 68.0422.5022 | Grå Grey   | R 22 KE  | 500 m       |
|   | 68.9020.5000 | Vit White  | C 20     | 1000 m      |
|   | 68.9020.5064 | Svart Black  | C 20     | 1000 m      |
|  |              | <b>Hollow wand</b><br>Plastic, hexagonal<br><b>Vridstång</b><br>Plast, hexagonal   | ø 7.0 mm |             |
|   | 65.3000.0000 | Transparent  | 60 x 3 m | 180 m       |
|  |              | <b>Hollow wand</b><br>Plastic, triangular<br><b>Vridstång</b><br>Plast, triangulär | 8.3 mm   |             |
|   | 65.6690.0000 | Transparent  | 60 x 3 m | 180 m       |

|   | Article No.  | Description  | Note | Stand. pack |
|---|--------------|--|------|-------------|
|    |              | <b>Complete assembled wand</b><br>Plastic, triangular                        |      |             |
|   |              | <b>Vridstång komplett</b><br>Plast, triangulär                               |      |             |
|   | 65.6694.0000 | Transparent, 400 mm  |      | 150         |
|   | 65.6695.0000 | Transparent, 500 mm  |      | 150         |
|   | 65.6697.0000 | Transparent, 700 mm  |      | 150         |
|   | 65.6699.0000 | Transparent, 1000 mm   |      | 150         |
|    |              | <b>Hook</b><br>Plastic, for wand 65.3000                                     |      |             |
|   |              | <b>Krok</b><br>Plast, för vridstång 65.3000                                  |      |             |
|   | 65.3701.0000 | Transparent  |      | 1000        |
|  |              | <b>Hook</b><br>Plastic, for wand 65.6690                                     |      |             |
|   |              | <b>Krok</b><br>Plast, för vridstång 65.6690                                  |      |             |
|   | 65.3702.0000 | Transparent  |      | 1000        |
|  |              | <b>Button</b><br>Plastic, for wand 65.3000                                   |      |             |
|   |              | <b>Ändknopp</b><br>Plast, för vridstång 65.3000                              |      |             |
|   | 65.6701.0000 | Transparent  |      | 100         |
|  |              | <b>Wand grip / Tassel</b><br>Plastic, for wand 65.6690, cord hole ø 4.2 mm   |      |             |
|   |              | <b>Ändknopp / Linknopp</b><br>Plast, för vridstång 65.6690, snörhål ø 4.2 mm |      |             |
|   | 65.6710.0000 | Transparent  |      | 100         |



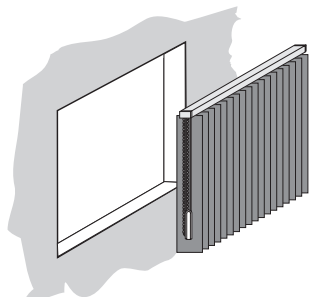
|   | Article No.  | Description   | Note    | Stand. pack |
|---|--------------|---|---------|-------------|
|    | 15.6147.0000 | <b>Warning tag</b><br><br><b>Varningsetikett</b><br><br>Orange  | EN13120 | 1000        |
|    | 15.6880.0000 | <b>Warning tag for boxes</b><br><br><b>Varningsetikett för paket</b>  | EN13120 | 1000        |
|   | 15.6881.0000 | <b>Waiver card</b><br>For projects where children are not likely to have access<br><b>Varningsetikett för undantag</b><br>För projekt där barn sannolikt inte har tillträde | EN13120 | 500         |
|  | 92468000     | <b>Monteringsverktyg låsring</b><br><br><b>Speed nut mounting tool</b><br><br>Non-stock item, min qty 1 pc  |         | 1           |
|  | 98503000     | <b>Avståndskopplingsverktyg - Lutande</b><br><br><b>Spacer link punch - Slope</b><br><br>Non-stock item, min qty 1 pc   |         | 1           |

|   | Article No.     | Description   | Note | Stand. pack |
|---|-----------------|---|------|-------------|
|    |                 | <b>Shaft support installation tool</b><br>For component 90830000 and 90831000<br><b>Monteringsverktyg vridstångsstöd</b><br>För komponent 90830000 and 90831000 |      |             |
|   | <b>95593000</b> | Non-stock item, min qty 1 pc  |      | <b>1</b>    |
|    |                 | <b>Hook repair plier</b><br>For traveller<br><b>Reparationstång för hake</b><br>För lamellvagn  |      |             |
|   | <b>95559000</b> | Non-stock item, min qty 1 pc  |      | <b>1</b>    |
|   |                 | <b>Insertion tool</b><br>To thread the cord inside the traveller<br><b>Monteringsverktyg</b><br>För att montera linan genom lamellvagnen                        |      |             |
|   | <b>96048000</b> | Non-stock item, min qty 1 pc  |      | <b>1</b>    |
|  |                 | <b>Shaft turning tool for travellers</b><br>Uses together with 96048000<br><b>Linjeringsverktyg av lamellvagnar</b><br>Används tillsammans med 96048000         |      |             |
|   | <b>95591000</b> | Non-stock item, min qty 1 pc  |      | <b>1</b>    |
|  |                 | <b>Shaft support plier</b><br>For slope<br><b>Tång för vridstångsstöd</b><br>För lutande  |      |             |
|   | <b>96245000</b> | Non-stock item, min qty 1 pc  |      | <b>1</b>    |
|  |                 | <b>Cog wheel mounting tool - IQ</b><br>For motor<br><b>Monteringsverktyg för kugghjul - IQ</b><br>För motor   |      |             |
|   | <b>98000150</b> | Non-stock item, min qty 1 pc  |      | <b>1</b>    |

|  | Article No. | Description  | Note | Stand. pack |
|--|-------------|--|------|-------------|
|   |             | <b>Drive chain plier</b><br>For motor<br><b>Tång för drivkedja</b><br>För motor  |      |             |
|  | 95573000    | Non-stock item, min qty 1 pc   |      | 1           |
|   |             | <b>Tool for end cap mounting</b><br><b>Verktyg för montering av ändskydd</b>   |      |             |
|  | 98000109    | Non-stock item, min qty 1 pc   |      | 1           |
|  |             | <b>Special speed nut mounting tool</b><br>For tilt wand/cord<br><b>Special monteringsverktyg låsring</b><br>För vridstång/lina |      |             |
|  | 92447000    | Non-stock item, min qty 1 pc   |      | 1           |

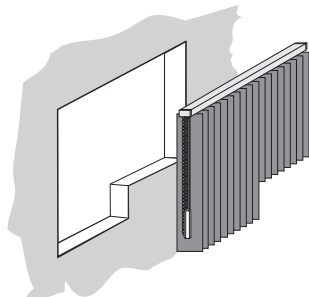
**STANDARD  
UNITS**

**TYPE V010**



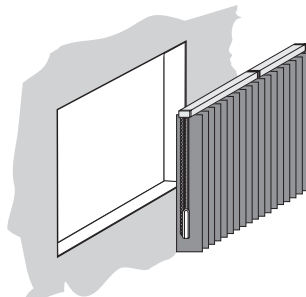
Standard unit  
with free-hanging louvres.

**TYPE V011**




Standard unit with one  
part of shorter louvres.

**TYPE V012**



Two standard units  
with louvre overlap.

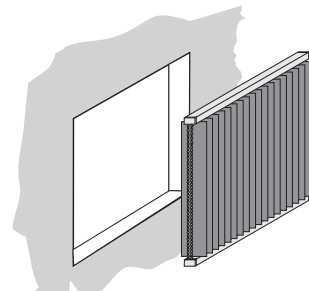
**TYPE V013**



Standard unit with two louvre  
hangings that can be moved  
separately.

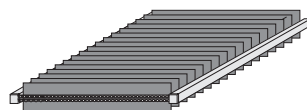
**TOP & BOTTOM  
TRACK UNITS**

**TYPE V020**



Top and bottom track unit with  
spring-tensioned louvres between  
two parallel tracks.

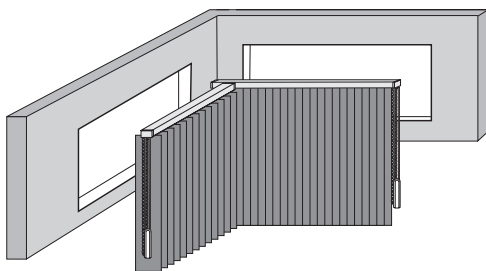
**TYPE V025**



Horizontally mounted top and  
bottom track unit with spring-  
tensioned louvres between two  
parallel guiding tracks.

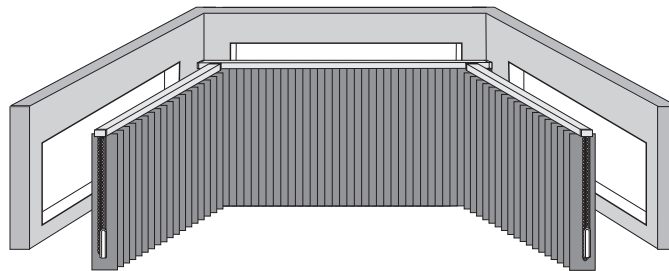
**BAY WINDOW  
UNITS**

**TYPE V030/V031**



Bay window unit,  
Type V030, wing left;  
Type V031, wing right.

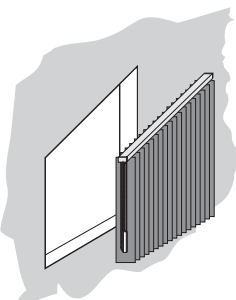
**TYPE V032**



Bay window unit,  
wing left and right.

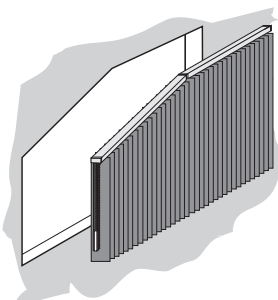
**SLOPE  
UNITS**

**TYPE V040/V041**



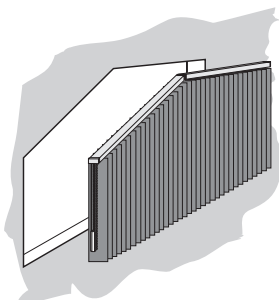
Slope unit,  
Type V040, low side left;  
Type V041, low side right.

**TYPE V060/V061**



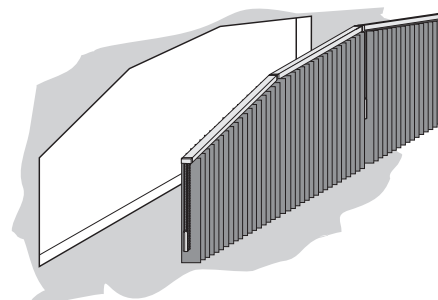
Slope unit and standard unit  
with louvre overlap.  
Type V060, low side left;  
Type V061, low side right.

**TYPE V050**



Two slope units  
with louvre overlap.

**TYPE V070**



Two slope units and one standard unit  
and one louvre overlap.

## Type V010 Standard unit

### Dimensions:

- Track length: max. 7 m
- Unit height: max. 5 m
- Hanging surface: max. 35 m<sup>2</sup>

**Operating height:** Standard dimension 1.55 m measured from the topmost point of the end cap for chain/cord, tilt wand/cord and traversing wand.

**Louvre widths** in mm: 127  
89

### Louvre stacking:

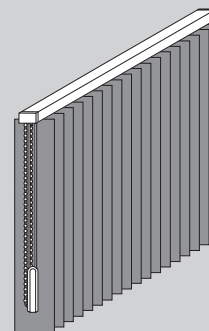
Optional: left, right, centre or split.

### Louvre stack width:

Depends on the number and width of the louvres

### Mounting variants:

- Top fix brackets
- Face fix brackets with adjustable distances from the wall: 60-108 mm, 108-156 mm, 156-204 mm



Standard vertical unit with free-hanging louvres. Can also be used as a room divider.

TYPE V010

## Measuring

**Order width = Unit width W**

**Order height = Unit height H**

(From topmost edge of the track to bottommost edge of the louvres.)

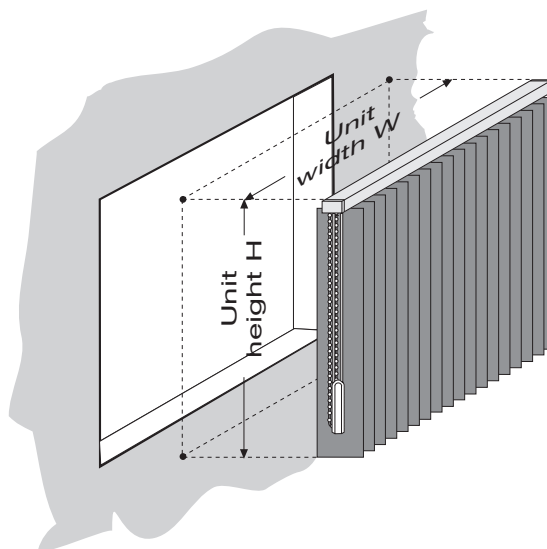
### Take-off dimensions

In the reveal:

allow for a total clearance of 1 cm when determining the unit width.

Recommended floor clearance:

In the case of flat, even floors approx. 1 cm, in the case of high-pile carpeting or out-of-horizontal floors approx. 3 cm.



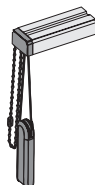
## Operation variants

The Type V010 unit can be fitted with all the operation variants shown alongside.

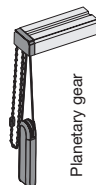
All manual operation variants can be fitted left or right.

The IQ-Motor can be positioned right, left, top right and top left.

Chain/cord



Chain/cord 4:1

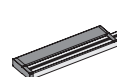


Planetary gear

Tilt wand/cord



IQ-Motor system



Unit width max. 4.5 m  
Unit height max. 5 m  
Hanging surface max. 22.5 m<sup>2</sup>  
Hanging weight max. 10 kg

## Type V011 Standard unit

### Dimensions:

- Track length: max. 7 m
- Unit height: max. 5 m
- Hanging surface: max. 35 m<sup>2</sup>

**Operating height:** Standard dimension 1.55 m measured from the topmost point of the end cap for chain/cord, tilt wand/cord and traversing wand.

**Louvre widths** in mm: 127  
89

### Louvre stacking:

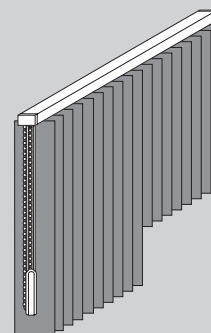
Louvre stacking on the side with the longer hanging.

### Louvre stack width:

Depends on the number and width of the louvres

### Mounting variants:

- Top fix brackets
- Face fix brackets with adjustable distances from the wall: 60-108 mm, 108-156 mm, 156-204 mm



TYPE V011

Standard vertical unit with partly cut-out hanging. Can therefore be adapted to fit over room fixtures.

## Measuring

**Order width = Unit width**

**Order height = Unit height**

(From topmost edge of the track to bottommost edge of the louvres.)

Dimensions for Type V011 as for two units of Type V010 (width W1 and height H1 for the left unit, width W2 and height H2 for the right unit).

### Take-off dimensions

In the reveal:

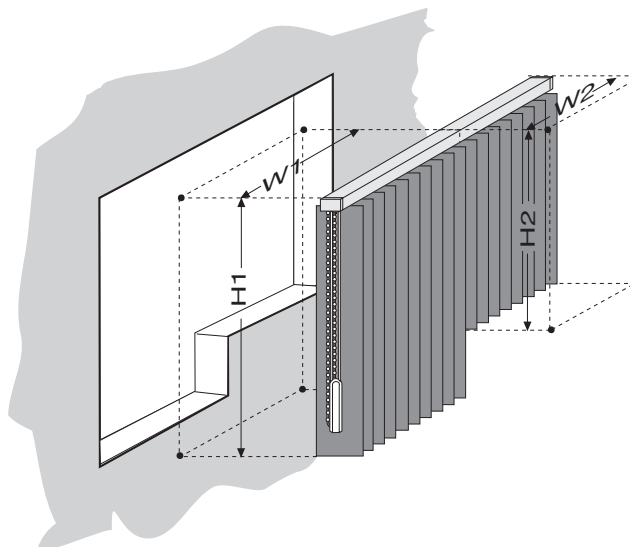
allow for a total clearance of 1 cm when determining the unit width.

Recommended floor clearance:

In the case of flat, even floors approx. 1 cm, in the case of high-pile carpeting or out-of-horizontal floors approx. 3 cm.

### Louvre overlap

The louvre overlap is formed by the shorter hanging.



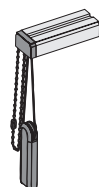
## Operation variants

The Type V011 unit can be fitted with all the operation variants shown alongside.

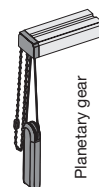
All manual operation variants can be fitted left or right.

The IQ-Motor can be positioned right, left, top right and top left.

Chain/cord



Chain/cord  
4:1

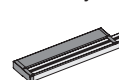


Planetary gear

Tilt wand/  
cord



IQ-  
Motor system



Unit width max. 4.5 m  
Unit height max. 5 m  
Hanging surface max. 22.5 m<sup>2</sup>  
Hanging weight max. 10 kg

## Type V012 2 Standard units with overlap

### Dimensions:

- Track length: max. 14 m (7 m per unit)
- Unit height: max. 5 m
- Hanging surface: max. 70 m²

**Operating height:** Standard dimension 1.55 m measured from the topmost point of the end cap for chain/cord, tilt wand/cord and traversing wand.

**Louvre widths** in mm: 127  
89

### Louvre stacking:

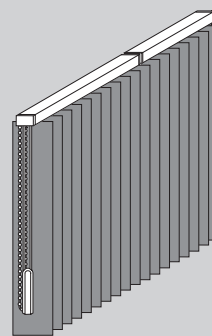
Optional for each unit: left, right, centre or split.

### Louvre stack width:

Depends on the number and width of the louvres

### Mounting variants

- Top fix brackets
- Face fix brackets with adjustable distances from the wall: 60-108 mm, 108-156 mm, 156-204 mm



Two Type V010 units with louvre overlap from unit to unit. The overlap point is placed opposite the operating side on the chain pulley side. The operation elements are always fitted at the free ends.

## Measuring

**Order widths = Unit widths**

**Order heights = Unit heights**

(From topmost edge of the track to bottommost edge of the louvres.)

Dimensions for Type V012 as for two units of Type V010 (width W1 and height H1 for the left unit, width W2 and height H2 for the right unit).

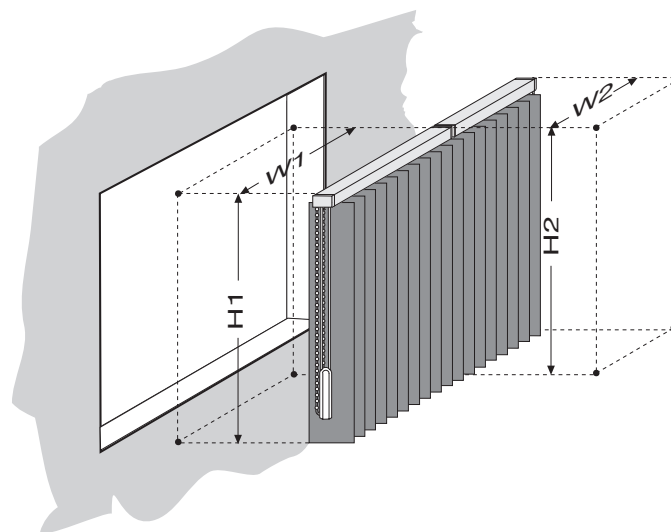
### Take-off dimensions

In the reveal:

allow for a total clearance of 1 cm when determining the unit width.

Recommended floor clearance:

In the case of flat, even floors approx. 1 cm, in the case of high-pile carpeting or out-of-horizontal floors approx. 3 cm.



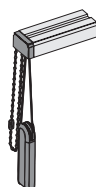
## Operation variants

The Type V012 unit can be fitted with all the operation variants shown alongside.


For Type V012, all manual operation variants are mounted at a free end.

The IQ-Motor can be positioned right, left, top right and top left.

Chain/cord



Chain/cord  
4:1

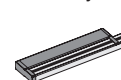


Planetary gear

Tilt wand/  
cord



IQ-  
Motor system



Unit width max. 4.5 m  
Unit height max. 5 m  
Hanging surface max. 22.5 m²  
Hanging weight max. 10 kg

## Type V013 Door/window combination

### Dimensions:

- Track length: max. 7 m
- Unit height: max. 5 m
- Hanging surface: max. 35 m<sup>2</sup>

**Operating height:** Standard dimension 1.55 m measured from the topmost point of the end cap for chain/cord, tilt wand/cord and traversing wand.

**Louvre widths** in mm: 127  
89

### Louvre stacking:


Optional for each unit: left, right, centre or split.

### Louvre stack width:

Depends on the number and width of the louvres

### Mounting variants

- Top fix brackets
- Face fix brackets with adjustable distances from the wall: 60-108 mm, 108-156 mm, 156-204 mm



## Measuring

**Order widths = Unit widths**

**Order heights = Unit heights**

(From topmost edge of the track to bottommost edge of the louvres.)

Dimensions for Type V013 as for two units of Type V010 (width W1 and height H1 for the left unit, width W2 and height H2 for the right side unit).

When ordering, specify the main operating side (tilting and sideways travel).

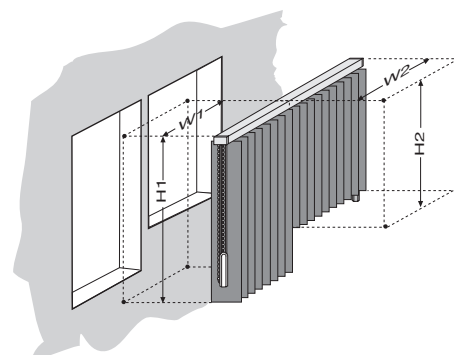
### Take-off dimensions

In the reveal:

allow for a total clearance of 1 cm when determining the unit width.

Recommended floor clearance:

In the case of flat, even floors approx. 1 cm,  
in the case of high-pile carpeting or out-of-horizontal floors approx. 3 cm.

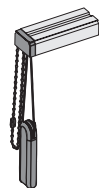


## Operation variants

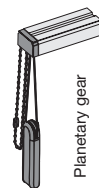
The Type V013 unit is fitted with manual operation.

When ordering, it is essential to state the main operating side (tilting and sideways travel).

Chain/cord



Chain/cord  
4:1



Tilt wand/  
cord



Unit width max. 4.5 m  
Unit height max. 5 m  
Hanging surface max. 22.5 m<sup>2</sup>  
Hanging weight max. 10 kg



## Type V020 Top and bottom track unit

### Dimensions:

- Track length: max. 4 m
- Unit height: max. 5 m
- Hanging surface: max. 20 m²

**Louvre widths** in mm: 127  
89

### Louvre stacking:


Optional: left, right, centre or split.

### Louvre stack width:

Depends on the number and width of the louvres

### Mounting variants

- Top fix brackets
- Face fix brackets with adjustable distances from the wall: 60-108 mm, 108-156 mm, 156-204 mm



Top and bottom rack unit with spring-tensioned louvres between two parallel guiding tracks.

## Measuring

**Order widths = Unit width W**

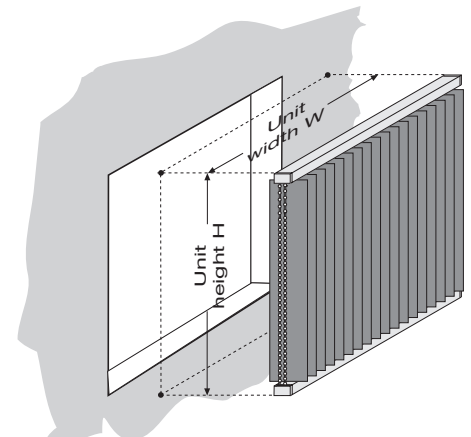
**Order heights = Unit heights H**

(From topmost edge of the top track to bottommost edge of the bottom track.)

The track must be mounted parallel to each other.

### Take-off dimensions

Allow for a total clearance of 1 cm when determining the unit width;  
do not take off any allowance for the unit height.




## Operation variants

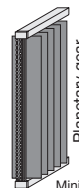
Titling and sideways travel via chain/cord at the end.

The IQ-Motor can be positioned variable on each track right, left, top right and top left.

Chain/cord

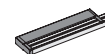


Chain/cord  
4:1



Minimum louvre  
length: 125 cm

IQ-  
Motor system



## Type V025 Top and bottom track unit

### Dimensions:

- Track length: max. 4.5 m (Unit width)
- Unit length: max. 2 m
- Hanging surface: max. 9 m<sup>2</sup>

**Louvre widths** in mm: 127 (standard)  
89

### Louvre stacking:


Optional: left, right, centre or split.

### Louvre stack width:

Depends on the number and width of the louvres

### Mounting variants

- Top fix brackets
- Face fix brackets with adjustable distances from the wall: 60-108 mm, 108-156 mm, 156-204 mm



Horizontal top and bottom track unit with spring-tensioned louvres between two parallel guiding tracks.

## Measuring and Pricing

**Order width = Unit width W**

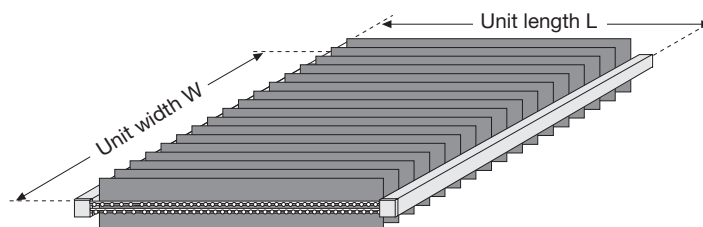
**Order height = Unit height H**

(From outermost right edge of the right track to outermost left edge of the left track.)

The tracks must be mounted parallel to each other.

### Take-off dimensions

Allow for a total clearance of 1 cm when determining the unit width; do not take off any allowance for the unit height.



## Operation variants

Tilting and sideways travel via chain/cord at the end.

The end cap for top and bottom track units is available as a special accessory; this permits the louvres to be tilted easily from the ground, even if the unit is mounted high up.

The IQ-Motor can be positioned right, left, top right and top left.

Chain/cord



IQ-Motor system



## Type V030/V031 Bay window unit (one wing)

### Dimensions:

- Track length: max. 7 m (each individual unit)
- Unit height: max. 5 m
- Hanging surface: max. 35 m<sup>2</sup> (each individual unit)

**Operating height:** Standard dimension 1.55 m measured from the topmost point of the end cap for chain/cord, tilt wand/cord and traversing wand.

**Louvre widths** in mm: 127  
89

### Louvre stacking:


Optional for each unit: left, right, centre or split.

### Louvre stack width:

Depends on the number and width of the louvres

### Mounting variants

- Top fix brackets
- Face fix brackets with adjustable distances from the wall: 60-108 mm, 108-156 mm, 156-204 mm



## Measuring

The unit dimensions are worked out at the factory.

**Order widths = Reveal widths W1, W2**

**Order heights = Unit heights H1, H2**

(From topmost edge of the track to bottommost edge of the louvres.)

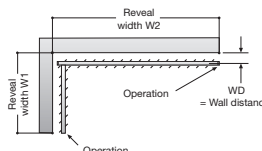
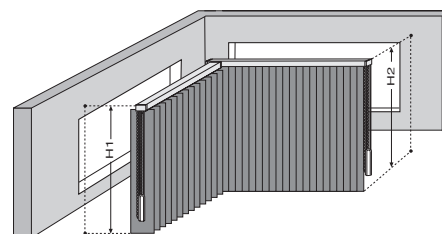
Dimensions for Types V030/V031 as for two units of Type V010. (Reveal width W1 and height H1 for the left unit, reveal width W2 and height H2 for the right unit.)

The distance from the wall **WD** must always be stated.

### Take-off dimensions

Recommended floor clearance:

In the case of flat, even floors approx. 1 cm,  
in the case of high-pile carpeting or out-of-horizontal floors approx. 3 cm.



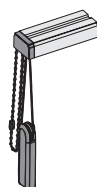
## Operation variants

The individual Types V030/V031 units can be fitted with all the operation variants shown alongside.

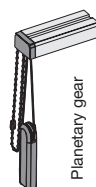
All manual operation variants can be fitted left or right, but should always be fitted at a free end.

The IQ-Motor can be positioned right, left, top right and top left.

Chain/cord



Chain/cord  
4:1

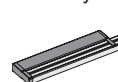


Planetary gear

Tilt wand/  
cord



IQ-  
Motor system



Unit width max. 4.5 m  
Unit height max. 5 m  
Hanging surface max. 22.5 m<sup>2</sup>  
Hanging weight max. 10 kg

## Type V032 Bay window (two wings)

### Dimensions:

- Track length: max. 7 m (each individual unit)
- Unit height: max. 5 m
- Hanging surface: max. 35 m<sup>2</sup> (each individual unit)

**Operating height:** Standard dimension 1.55 m measured from the topmost point of the end cap for chain/cord, tilt wand/cord and traversing wand.

**Louvre widths** in mm: 127  
89

### Louvre stacking:


Optional for each unit: left, right, centre or split.

### Louvre stack width:

Depends on the number and width of the louvres

### Mounting variants

- Top fix brackets
- Face fix brackets with adjustable distances from the wall: 60-108 mm, 108-156 mm, 156-204 mm



Bay window unit, combined from three Type V010 units.  
Wing left and right.

## Measuring

The unit dimensions are worked out at the factory.

**Order widths = Reveal widths W1, W2, W3.**

**Order heights = Unit heights H1, H2, H3**

(From topmost edge of the track to bottommost edge of the louvres.)

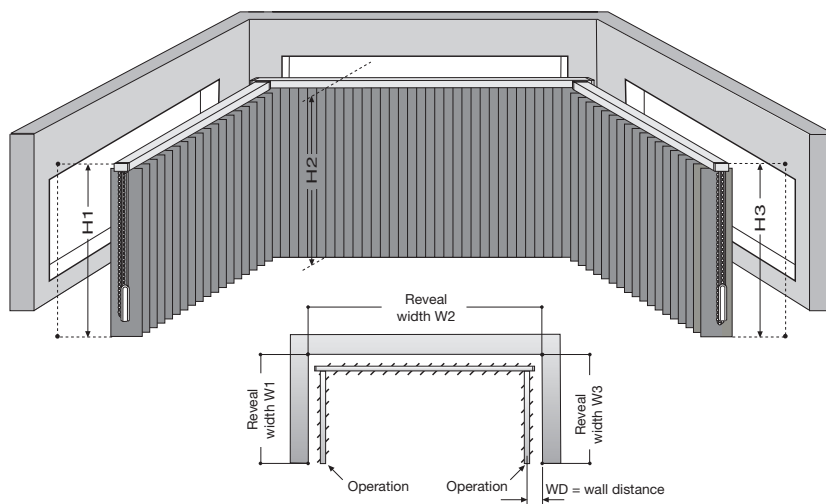
Dimensions for Type V032 as for three units of Type V010. (Reveal width W1/height H1 for the left unit, niche width W2/height H2 for the middle unit, reveal width W3/height H3 for the right unit.)

The distance from the wall WD must always be stated.

### Take-off dimensions

Recommended floor clearance:

In the case of flat, even floors approx. 1 cm,  
in the case of high-pile carpeting or out-of-horizontal floors approx. 3 cm.



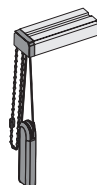
## Operation variants

The individual Type V032 units can be fitted with all the operation variants shown alongside.

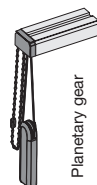
All manual operation variants can be fitted left or right, but in wing units they should always be fitted at a free end.

The IQ-Motor can be positioned right, left, top right and top left.

Chain/cord



Chain/cord  
4:1

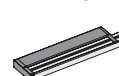


Planetary gear

Tilt wand/  
cord



IQ-  
Motor system



Unit width max. 4.5 m  
Unit height max. 5 m  
Hanging surface max. 22.5 m<sup>2</sup>  
Hanging weight max. 10 kg

## Type V040/V041 Slope unit

### Dimensions:

- Track length: max. 7 m
- Unit height: max. 5 m
- Angle: max. 55°

**Operating height:** Standard dimension 1.55 m measured from the topmost point of the end cap for chain/cord.

**Louvre widths** in mm: 127  
89

### Louvre stacking:

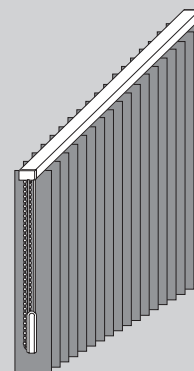
Always on the high side of the unit.

### Louvre stack width:

Depends on the number and width of the louvres

### Mounting variants

- Top fix brackets
- Face fix brackets with adjustable distances from the wall: 60-108 mm, 108-156 mm, 156-204 mm



**TYPE**  
**V040/V041**

### Slope units

Type V040, low side left;  
Type V041, low side right.

## Measuring

The unit dimensions are worked out at the factory.

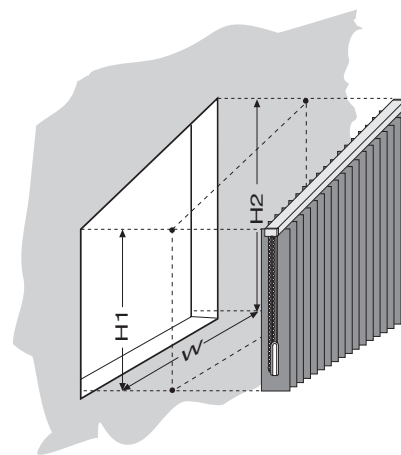
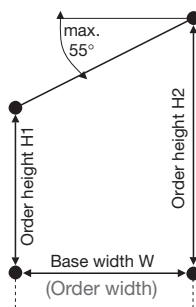
It is necessary to state the dimensions of the surface to be covered (e.g. of the window opening).

**Order width = Base width**

**Order heights = From the top corner point of the surface to be covered to the bottommost edge of the louvre.**

### Example for determining the dimensions

1. Determine what total area is to be covered by the unit.
2. Mark the top corner points on the building.
3. Drop a plumb line from the top corner points to the base and mark there (e.g. window sill or floor).
4. Measure the base width between the marked points = order width (do not deduct any take-off dimensions).
5. Measure the heights.  
Allow for the necessary take-off dimensions (approx. 1-3 cm).




## Operation variants

The Types V040/V041 units are fitted with a chain/cord with integrated lock as a standard feature; this prevents the hanging from being drawn back. The planetary gear is used for heavy hangings. The operation elements can be fitted right or left (min. height 50 cm; if planetary gear is fitted min. height 65 cm). The IQ-Motor can be positioned right, left, top right and top left. The IQ-Motor is always positioned on the high side of the unit (above or beside the track).

Chain/cord  
with cord lock



Chain/cord 4:1  
with cord lock



Planetary gear

IQ-  
Motor system



## Type V050 Two Slope units

### Dimensions:

- Track length: max. 7 m (each individual unit)
- Unit height: max. 5 m
- Angle: max. 55° (each individual unit)

**Operating height:** Standard dimension 1.55 m measured from the topmost point of the end cap for chain/cord.

**Louvre widths** in mm: 127  
89

### Louvre stacking:


Always on the high side of the unit.

### Louvre stack width:

Depends on the number and width of the louvres

### Mounting variants

- Top fix brackets
- Face fix brackets with adjustable distances from the wall: 60-108 mm, 108-156 mm, 156-204 mm



## Measuring

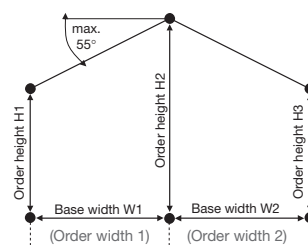
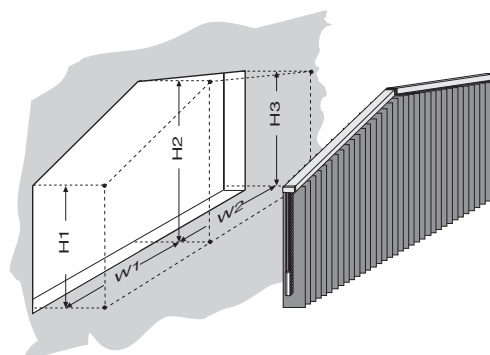
The unit dimensions are worked out at the factory. It is necessary to state the dimensions of the surface to be covered (e.g. of the window opening).

**Order widths = Base widths**

**Order heights = From the top corner point of the surface to be covered to the bottommost edge of the louvre.**

### Example for determining the dimensions

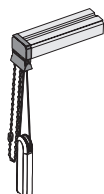
1. Determine what total area is to be covered by the unit.
2. Mark the top corner points on the building.
3. Drop a plumb line from the top corner points to the base and mark there (e.g. window sill or floor).
4. Measure the base width between the marked points = order width (do not deduct any take-off dimensions).
5. Measure the heights.  
Allow for the necessary take-off dimensions (approx. 1-3 cm).



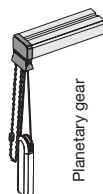
## Operation variants

The Type V050 units are fitted with a chain/cord with the integrated lock as a standard feature; this prevents the hanging from being drawn back. The planetary gear is used for heavy hangings. The operation elements can be fitted right or left, but should be fitted at a free end (min. height 50 cm; if planetary gear is fitted min. height 65 cm). The IQ-Motor is always positioned on the high side of the unit (above or beside the track).

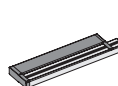
Chain/cord with cord lock



Chain/cord 4:1 with cord lock



IQ-Motor system



## Type V060/V061 Slope/standard unit

### Dimensions:

- Track length: max. 7 m (each individual unit)
- Unit height: max. 5 m
- Angle: max. 55°

**Operating height:** Standard dimension 1.55 m measured from the topmost point of the end cap for chain/cord.

**Louvre widths** in mm: 127  
89

### Louvre stacking:

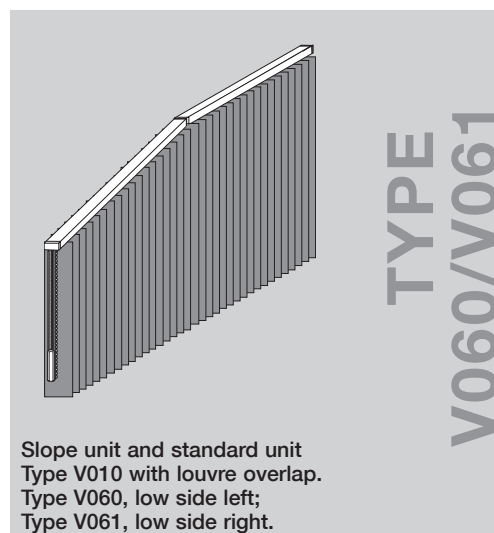
Always on the high side of the slope unit.  
On the standard unit, optional:  
left, right centre or split.

### Louvre stack width:

Depends on the number and width of the louvres

### Mounting variants

- Top fix brackets
- Face fix brackets with adjustable distances from the wall: 60-108 mm, 108-156 mm, 156-204 mm



## Measuring

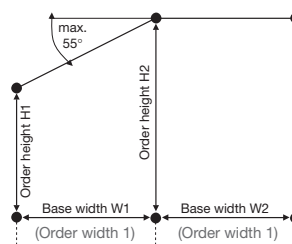
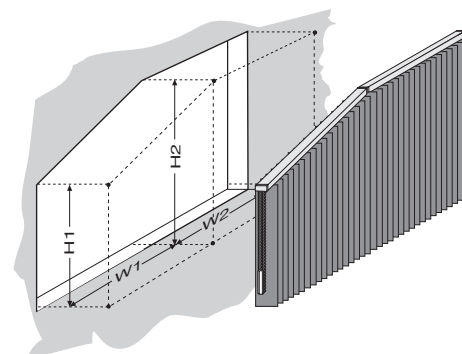
The unit dimensions are worked out at the factory.  
It is necessary to state the dimensions of the surface to be covered (e.g. of the window opening).

**Order widths = Base widths**

**Order heights = From the top corner point of the surface to be covered to the bottommost edge of the louvre.**

### Example for determining the dimensions

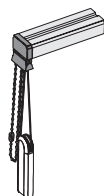
1. Determine what total area is to be covered by the unit.
2. Mark the top corner points on the building.
3. Drop a plumb line from the top corner points to the base and mark there (e.g. window sill or floor).
4. Measure the base width between the marked points = order width (do not deduct any take-off dimensions).
5. Measure the heights.  
Allow for the necessary take-off dimensions (approx. 1-3 cm).




## Operation variants

The slope unit Type V060 and Type V061 can be fitted with all the operation variants shown alongside while the standard unit can be fitted with all the operation variants of Type V010. The planetary gear is used for heavy hangings. The operation elements can be fitted right or left, but in case of the slope unit should be fitted at a free end (min. height 50 cm; if planetary gear is fitted min. height 65 cm). The IQ-Motor is always positioned on the high side of the unit (above or beside the track).

Chain/cord with cord lock

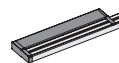


Chain/cord 4:1 with cord lock



Planetary gear

IQ-Motor system



## Type V070 Slope/standard/slope unit

### Dimensions:

- Track length: max. 7 m (each individual unit)
- Unit height: max. 5 m
- Angle: max. 55° (slope units)

**Operating height:** Standard dimension 1.55 m measured from the topmost point of the end cap for chain/cord.

**Louvre widths** in mm: 127  
89

### Louvre stacking:

Always on the high side of the slope unit.


On the standard unit, optional:  
left, right centre or split.

### Louvre stack width:

Depends on the number and width of the louvres

### Mounting variants

- Top fix brackets
- Face fix brackets with adjustable distances from the wall: 60-108 mm, 108-156 mm, 156-204 mm



## Measuring

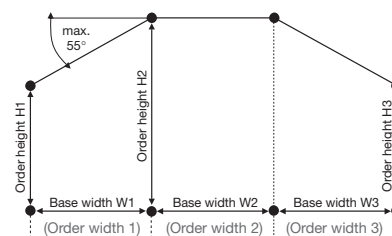
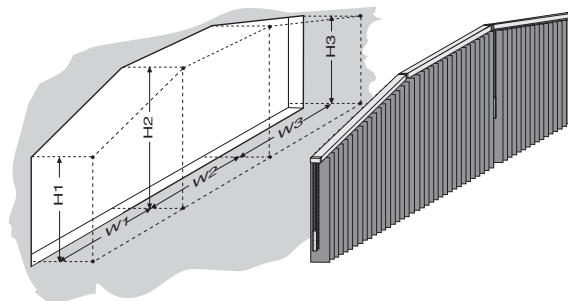
The unit dimensions are worked out at the factory. It is necessary to state the dimensions of the surface to be covered (e.g. of the window opening).

### Order widths = Base widths

**Order heights = From the top corner point of the surface to be covered to the bottommost edge of the louvre.**

### Example for determining the dimensions

1. Determine what total area is to be covered by the unit.
2. Mark the top corner points on the building.
3. Drop a plumb line from the top corner points to the base and mark there (e.g. window sill or floor).
4. Measure the base widths between the marked points = order widths (do not deduct any take-off dimensions).
5. Measure the heights. Allow for the necessary take-off dimensions (approx. 1-3 cm).  
(Order heights = from the top corner point of the surface to be covered to the bottommost edge of the louvre.)



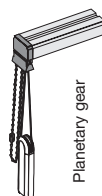
## Operation variants

The slope units Type V070 can be fitted with all the operation variants shown alongside while the standard unit can be fitted with all the operation variants of Type V010. The planetary gear is used for heavy hangings. The operation elements can be fitted right or left, but in case of the slope unit should be fitted at a free end (min. height 50 cm; if planetary gear is fitted min. height 65 cm). The IQ-Motor is always positioned on the high side of the unit (above or beside the track).

Chain/cord with cord lock




Chain/cord 4:1 with cord lock



Planetary gear

IQ-Motor system





## Mounting: Mounting variants

### Mounting:

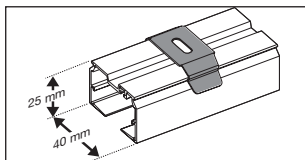
The mounting variants possible for each type are stated on the individual type data sheets.

### Distances from other objects:

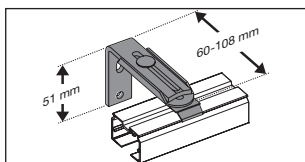
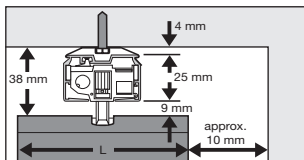
Standard distance from the wall **W**:

half louvre width plus 10-15 mm (measured to the centre line of the track).

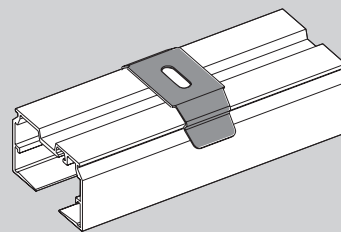
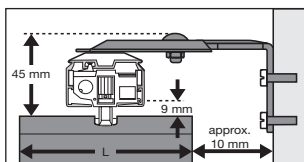
Distance from protruding parts (e.g. door handles, etc.): 10-15 mm



Mounting with ceiling bracket.



Mounting with face fix bracket. Adjustable distances from the wall: 60-108 mm. (Special accessory: 108-156 mm / 156-204 mm.)



MOUNTING

## Take-off dimensions

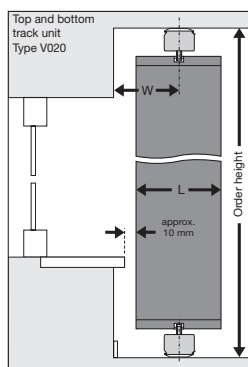
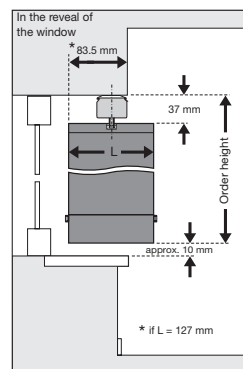
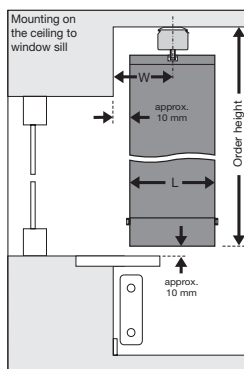
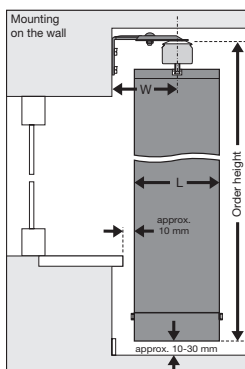
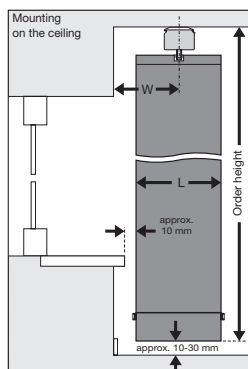
In the reveal of the window: Allow a total clearance of 1 cm when measuring the track length.

Top and bottom track units (Types V020 and V025): Allow a total clearance of 1 cm when measuring the track length; do not deduct any take-off dimensions for the unit length.

Recommended floor clearance:

In the case of flat, even floors approx. 1 cm,  
in the case of high-pile carpeting and out-of-horizontal floors approx. 3 cm.

## Mounting: Possibilities and dimensions



## Colours

### Track colours:

Matching plastic parts in white or black.

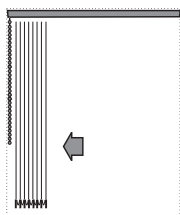
## Louvre stacking

### Standard units

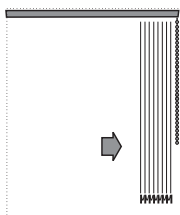
Louvre stacking optional: left, right, centre or split (if not otherwise specified).

### Slope units

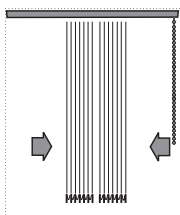
Louvre stacking on the high side of the unit.



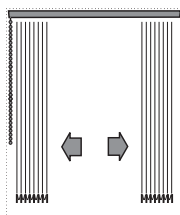
Louvre stacking  
left "L"



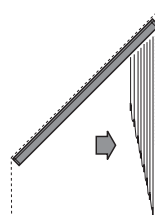
Louvre stacking  
right "R"



Louvre stacking  
centre "C"



Louvre stacking  
split "S"



Louvre stacking on  
the high side of  
slope unit.

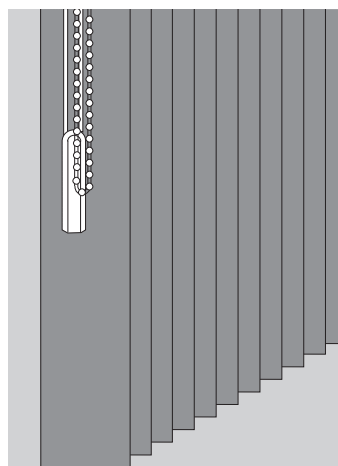
OVERVIEW

## Louvre stacking

A suitable operation variant is offered for each application case.

The operation variants that are possible for each unit type are shown on the type data sheets.

Unless stated otherwise, all operation variants can be fitted left or right.



OPERATION

## Manual operation

### Chain/cord

Tilt via the chain,  
sideways travel via the cord.

### Chain/cord with planetary gear 4:1

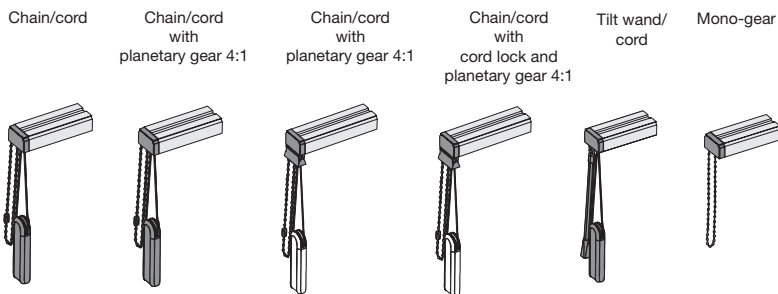
Tilt via chain,  
sideways travel via the cord.  
The planetary gear 4:1 is used with curved units and  
units with heavy hangings (e.g. PVC louvres).  
(Min. operating height for operation variant chain/cord  
with chain lock and planetary gear 4:1: 650 mm.)

### Chain/cord with cord lock

Tilt via chain,  
sideways travel via the cord.  
The integrated cord lock is used with slope units and  
prevents the hanging from being drawn back.

### Tilt wand/cord

Tilt via the tilt wand,  
sideways travel via the cord.  
(Not possible in top and bottom track units,  
slope units and curved units.)



## IQ-Motor system


The IQ-Motor serves to tilt and traverse the louvres.

The IQ-Motor is fitted with 4 functions (open the hanging, close the hanging, rotate  
louvres to the left and to the right) and 2 additional functions (decor position and  
intermediate stop). The functions are controlled optionally either via a control button  
or via an infra-red remote control.

The IQ-Motor can be positioned right, left, top right and top left.

In the case of curved units, a straight section of track of at least 400 mm + 100 mm  
must be provided for the motor in each module.

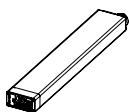
The IQ-motor is supplied powder-coated in white or black to match the colour of the  
head rail.



## Motor variants

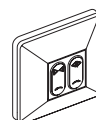
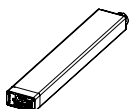
### Variant A

IQ-Motor + Current supply cable  
with plug (2,0 m)



### Variant B

IQ-Motor + Current supply cable  
with plug (2,0 m) + Control switch  
(surface mounted) + Control cable (2,0 m)  
plug (m)+plug (f)



There are more motor variants with Somfy remote control.

## Cable

The types and lengths of additional cables must be stated when ordering. Further lengths are available on inquiry.

### Control cable with 1 jack/1 plug

Connection between the motor and the control switch with jack.

- **Type of connection:** jack to motor; plug to control switch

- **Cable:** LIYY 4 x 0.14 mm<sup>2</sup> flexible Ø5.5 mm

- **Socket:** 21.5 x 16 x 6.5 mm (L x W x H)

- **Plug:** 23 x 15 x 8.5 mm (L x W x H)

- **Length:** 2.0 m, 5.0 m oder 9.0 m



### Control cable with 1 plug

Connection between infrared receiver and module for group control.

- **Type of connection:** jack to infrared receiver; open end to module for groupe control.

- **Cable:** LIYY 4 x 0.14 mm<sup>2</sup> flexible Ø5.5 mm

- **Socket:** 10-pin; 23 x 15 x 8.5 mm (L x W x H)

- **Length:** 0.5 m



### Control cable with 1 jack

Connection between the motor and the control switch with terminal strip.

- **Type of connection:** jack to motor; open end to control switch

- **Cable:** LIYY 4 x 0.14 mm<sup>2</sup> flexible Ø5.5 mm

- **Socket:** 21.5 x 16 x 6.5 mm (L x W x H)

- **Länge:** 3.0 m, 5.0 m oder 10.0 m



## Technical data IQ-Motor

### IQ-Motor

The IQ-Motor serves to move the louvres sideways and to tilt them. It is fitted with a "Mono function" so that control elements with 2 switching functions can be used.

By using different fastening elements, the motor can be mounted on the left behind the track, on the right behind the track, on the left above the track or on the right above the track

- **Voltage supply:** 180-264 V AC 50/60 Hz

- **Power consumption:** max. 0.35 A bei 180 V AC

- **Starting current:** <10 A

- **Type of current:** low-voltage

- **Control voltage:** low-voltage

- **Control current:** 5 mA

- **Tractive power:** 80 Ncm on the sprocket

- **Travel speed:** 6 m/min

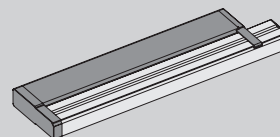
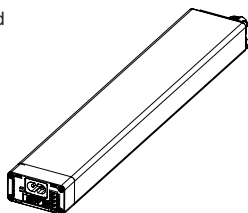
- **End position sensing:** electronically through programming

- **Operating temperature:** 0-70 °C

- **Continuous loading capability:** approx. 10 % of the ON period

- **Weight:** 720 g

- **Dimensions:** 53.5 x 27.4 x 434 mm incl. end caps and cover cap



**IQ-MOTOR  
SYSTEM**

## Module

### IQ-Motor switching module 24 V

The 24 V switching module serves to actuate a drive unit with a control voltage of 24 V DC.

- **Voltage supply:** 15 V DC (from the drive unit)

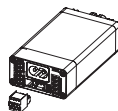
- **Type of current:** low-voltage

- **Control voltage:** 24 V DC

- **Control current:** 5 mA

- **Operating temperature:** 0-70 °C

- **Dimensions:** 53.5 x 27.4 x 94 mm



## Control switch

### Control switch (surface mounted)

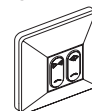
Control switch to operate one or several Vertical Systems.

- **Functions:** OPEN/CLOSE

- **Dimensions:** 81 x 81 x 10 mm (L x W x H)

- **Colour:** white

- **Connections:** 1 x 2 screw-type terminals and 1 x 10-pin socket connector



### Control switch (surface mounted)

Control switch to operate one or several Vertical Systems.

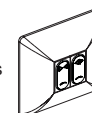
- **Functions:** OPEN/CLOSE

- **Dimensions:** 81 x 81 x 10 mm (L x W x H)

- **Colour:** white

- **Connections:** 1 x 2 and 1 x 6 screw-type terminals

- **Connection data:** solid 0.14-1.5 mm<sup>2</sup>, flexible 0.1-1.0 mm<sup>2</sup>



## Current supply cable

### Current supply cable with Euro flat plug

Power supply for the motor.

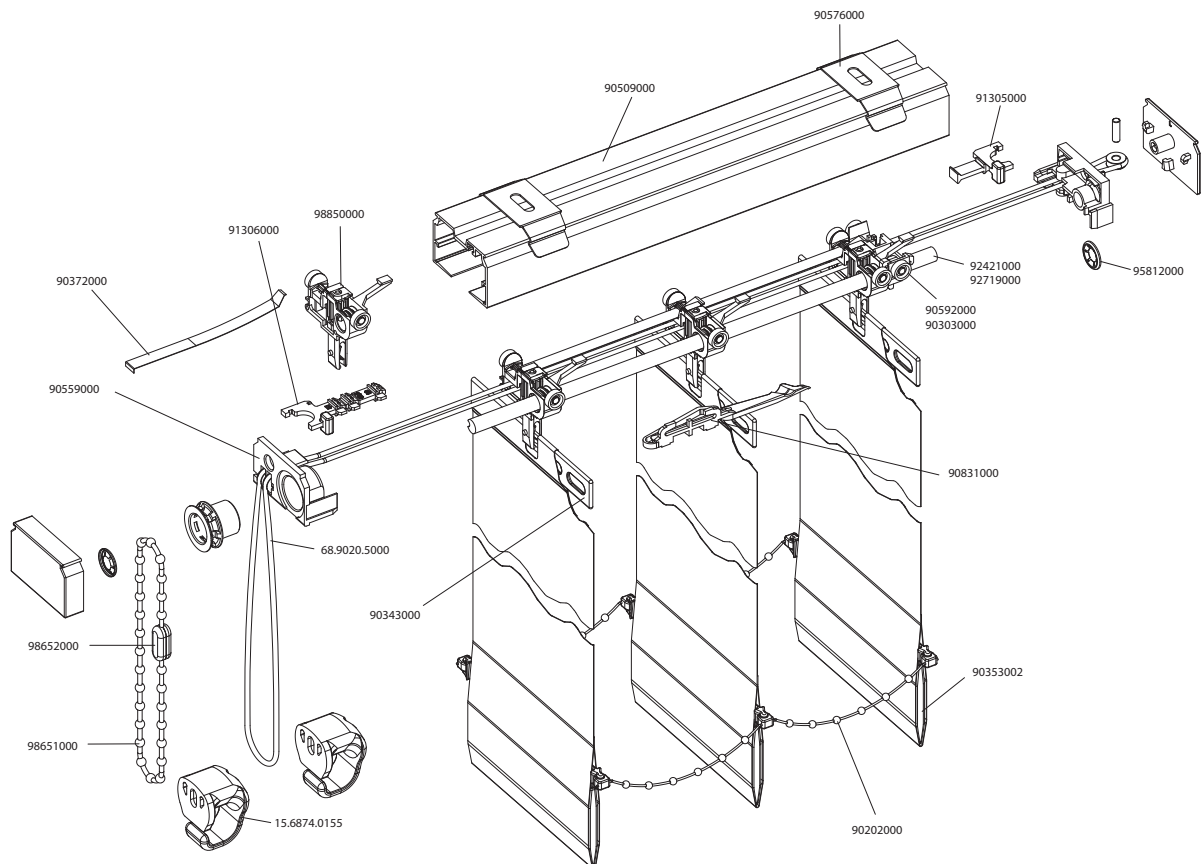
- **Type of connection:** jack to motor; plug in socket

- **Cable:** H03VVH2-F, 2 x 0.75 mm<sup>2</sup>



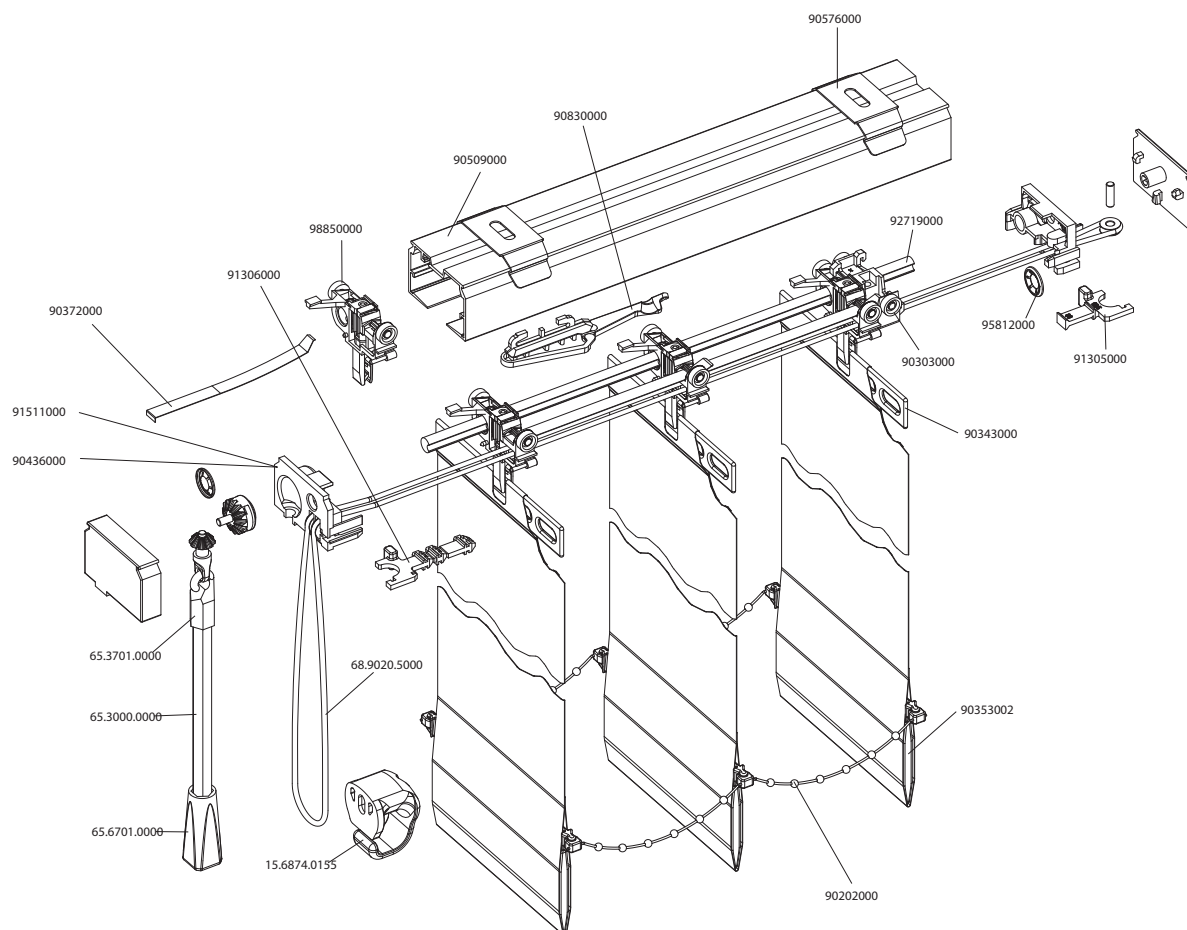
## Bill of materials: Luxor 89 mm chain/cord 2.0 m x 2.0 m

| Part Code    | Description                   | Qty  | Unit | Note |
|--------------|-------------------------------|------|------|------|
| 90509000     | Head rail, white              | 1.99 | m    |      |
| 92719000     | Tilt Rod                      | 1.99 | m    |      |
| 90576000     | Installation bracket          | 3    | pcs  |      |
| 68.9020.5000 | Pull cord                     | 5,9  | m    |      |
| 98651000     | Ball chain 3.8 x 9            | 2    | m    |      |
| 98652000     | Chain connector               | 1    | pcs  |      |
| 15.6874.0155 | Cord/chain safety device      | 2    | pcs  |      |
| 90559000     | End cap assembly              | 1    | pcs  |      |
| 90303000     | Pull cord traveller           | 1    | pcs  |      |
| 91304000     | Distance end retainer 127 mm  | 1    | pcs  |      |
| 91303000     | Distance spacer 127 mm        | 1    | pcs  |      |
| 90830000     | Shaft support                 | 1    | pcs  |      |
| 98850000     | Traveller standard            | 26   | pcs  |      |
| 90373000     | Spacer link 79                | 8    | pcs  |      |
| 90372000     | Spacer link 75                | 17   | pcs  |      |
| 90343000     | Louvre hanger 89 mm           | 25   | pcs  |      |
| 90353002     | Bottom weight 89 mm           | 26   | pcs  |      |
| 90202000     | Link chain 89 mm              | 52   | pcs  |      |
| 15.6147.0000 | Child S. warning card EN13120 | 1    | pcs  |      |
| 15.6880.0000 | Child S. packaging label      | 1    | pcs  |      |



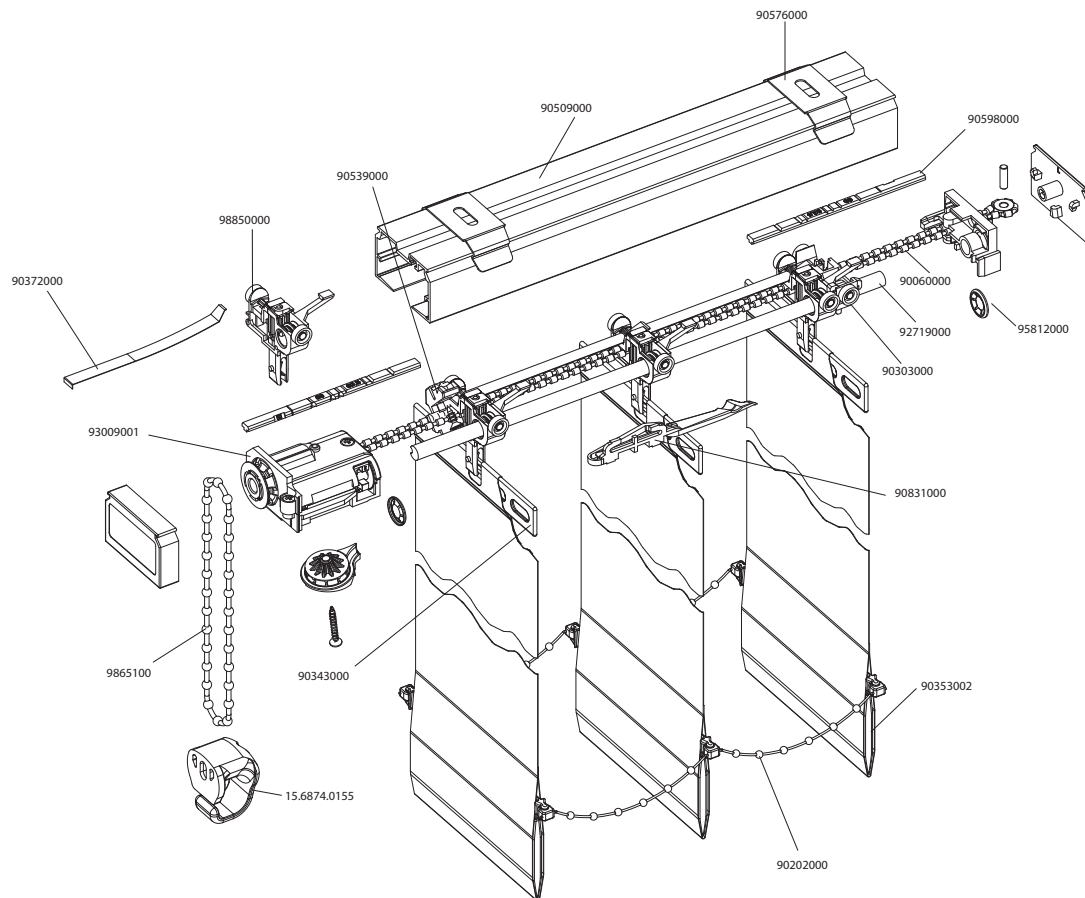
## Bill of materials: Luxor 89 mm tilt wand/cord 2.0 m x 2.0 m

| Part Code    | Description                   | Qty   | Unit | Note |
|--------------|-------------------------------|-------|------|------|
| 90509000     | Head rail, white              | 1.99  | m    |      |
| 92719000     | Tilt Rod                      | 1.987 | m    |      |
| 90576000     | Installation bracket          | 3     | pcs  |      |
| 68.9020.5000 | Pull cord                     | 5.9   | m    |      |
| 90436000     | End cap wand assembly         | 1     | pcs  |      |
| 65.6690.0000 | Triangular hollow wand        | 1.5   | m    |      |
| 65.3702.0000 | Hook                          | 1     | pcs  |      |
| 65.6710.0000 | Wand grip                     | 1     | pcs  |      |
| 90303000     | Pull cord traveller           | 1     | pcs  |      |
| 91304000     | Distance end retainer 127 mm  | 1     | pcs  |      |
| 91303000     | Distance spacer 127 mm        | 1     | pcs  |      |
| 90830000     | Shaft support                 | 1     | pcs  |      |
| 98850000     | Traveller standard            | 26    | pcs  |      |
| 90373000     | Spacer link 79                | 7     | pcs  |      |
| 90372000     | Spacer link 75                | 18    | pcs  |      |
| 90343000     | Louvre hanger 89 mm           | 26    | pcs  |      |
| 90353002     | Bottom weight 89 mm           | 26    | pcs  |      |
| 90202000     | Link chain 89 mm              | 52    | pcs  |      |
| 15.6874.0155 | Cord/chain safety device      | 1     | pcs  |      |
| 15.6147.0000 | Child S. warning card EN13120 | 1     | pcs  |      |
| 15.6880.0000 | Child S. packaging label      | 1     | pcs  |      |



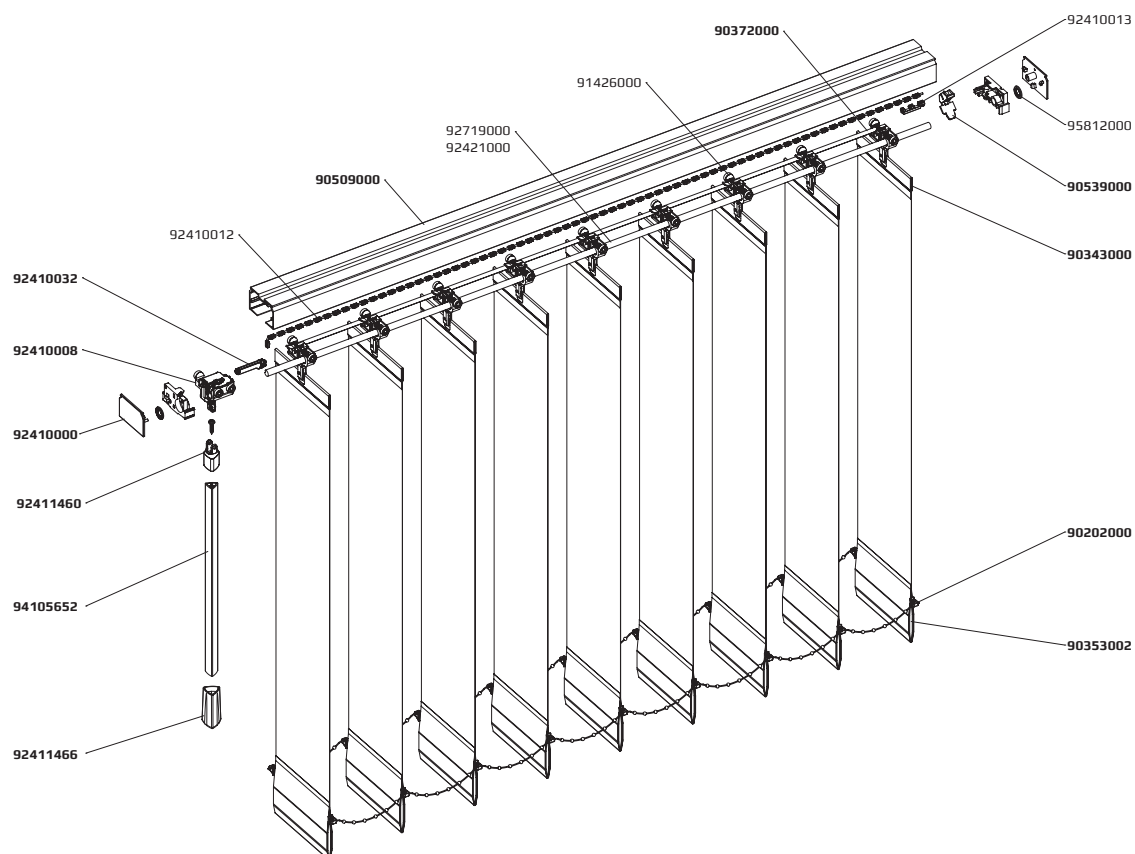
## Bill of materials: Luxor 89 mm Monocommand 2.0 m x 2.0 m

| Part Code    | Description                   | Qty   | Unit | Note |
|--------------|-------------------------------|-------|------|------|
| 90509000     | Head rail, white              | 1.99  | m    |      |
| 92719000     | Tilt Rod                      | 1.99  | m    |      |
| 90576000     | Installation bracket          | 3     | pcs  |      |
| 90060000     | Drive Chain                   | 3.963 | m    |      |
| 93008400     | Continuous Ball Chain         | 1     | pcs  |      |
| 93009001     | End cap assembly, monocommand | 1     | pcs  |      |
| 90303000     | Pull cord traveller           | 1     | pcs  |      |
| 90598000     | Distance rod 89 mm            | 1     | pcs  |      |
| 90830000     | Shaft support                 | 1     | pcs  |      |
| 98850000     | Traveller standard            | 26    | pcs  |      |
| 90373000     | Spacer link 79                | 7     | pcs  |      |
| 90372000     | Spacer link 75                | 18    | pcs  |      |
| 90343000     | Louvre hanger 89 mm           | 26    | pcs  |      |
| 90353002     | Bottom weight 89 mm           | 26    | pcs  |      |
| 90202000     | Link chain 89 mm              | 52    | pcs  |      |
| 15.6874.0155 | Cord/chain safety device      | 1     | pcs  |      |
| 15.6147.0000 | Child S. warning card EN13120 | 1     | pcs  |      |
| 15.6880.0000 | Child S. packaging label      | 1     | pcs  |      |



## Bill of materials: Luxor 89 mm traversing wand 2.0 m x 2.0 m

| Part Code | Description                    | Qty   | Unit | Note |
|-----------|--------------------------------|-------|------|------|
| 90509000  | Head rail, white               | 1.997 | m    |      |
| 92719000  | Tilt Rod                       | 1.996 | m    |      |
| 90576000  | Installation bracket           | 3     | pcs  |      |
| 92410000  | End cap ass. trav.wand wh      | 1     | pcs  |      |
| 92410008  | Traversing wand gear wh        | 1     | pcs  |      |
| 94105652  | Traversing wand triangle 5m wh | 1450  | mm   |      |
| 92411460  | Hook trav.w.triangle wh        | 1     | pcs  |      |
| 92411466  | Handle trav.w.triangle wh      | 1     | pcs  |      |
| 92410032  | Gear con.trav.wand 89mm        | 1     | pcs  |      |
| 90539000  | End retainer                   | 1     | pcs  |      |
| 90597000  | Distance rod 127               | 1     | pcs  |      |
| 90830000  | Shaft support stat. r wh       | 1     | pcs  |      |
| 98850000  | Traveller standard             | 26    | pcs  |      |
| 90373000  | Spacer link 79                 | 10    | pcs  |      |
| 90372000  | Spacer link 75                 | 15    | pcs  |      |
| 90343000  | Louvre hanger 89 mm            | 26    | pcs  |      |
| 90353002  | Bottom weight 89 mm            | 26    | pcs  |      |
| 90202000  | Link chain 89 mm               | 52    | pcs  |      |



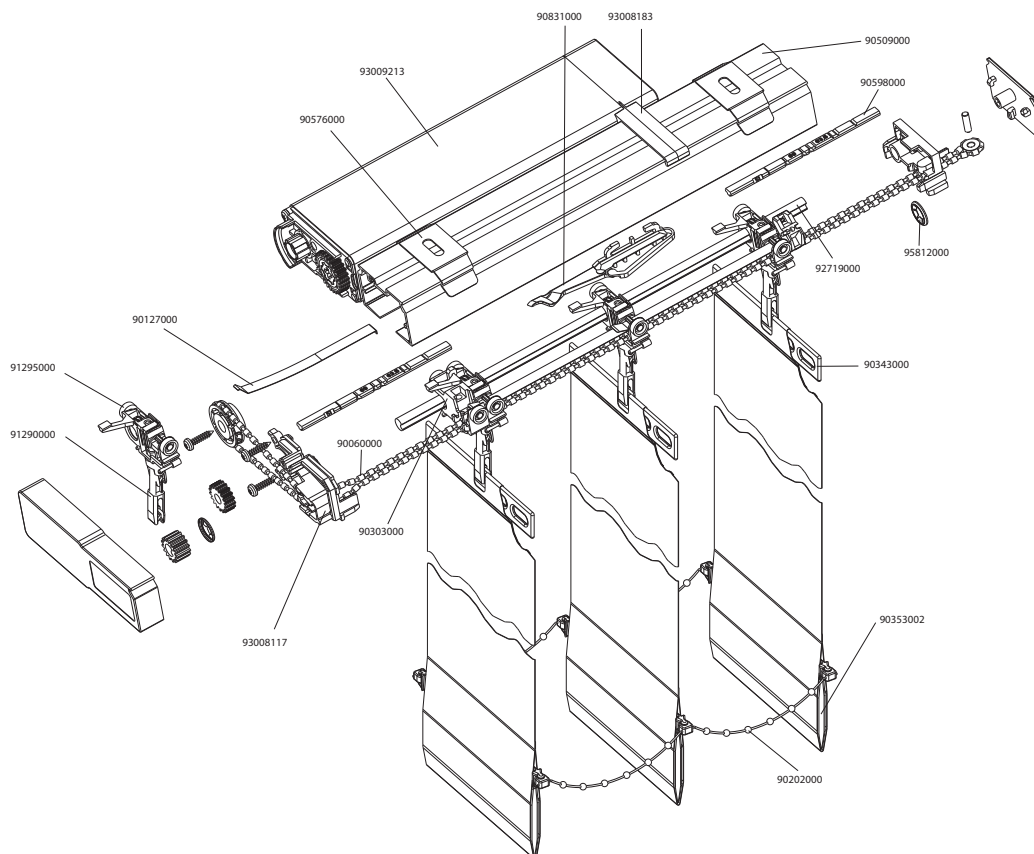


## Bill of materials: Luxor 89 mm IQ-motor (back) 2.0 m x 2.0 m

| Part Code | Description              | Qty  | Unit | Note |
|-----------|--------------------------|------|------|------|
| 90509000  | Head rail, white         | 1.99 | m    |      |
| 92719000  | Tilt Rod                 | 1.99 | m    |      |
| 90576000  | Installation bracket     | 3    | pcs  |      |
| 92719000  | Drive chain              | 4.20 | m    |      |
| 93009213  | IQ2-motor                | 1    | pcs  |      |
| 93008117  | IQ-motor end cap back    | 1    | pcs  |      |
| 93008502  | Power supply cable 5 m   | 1    | pcs  |      |
| 93008183  | Side fix bracket - motor | 3    | pcs  |      |
| 90061000  | Cable clip - motor       | 1    | pcs  |      |
| 90303000  | Pull cord traveller      | 1    | pcs  |      |
| 90539000  | End retainer 89 mm       | 1    | pcs  |      |
| 90598000  | Distance rod 89 mm       | 1    | pcs  |      |
| 90830000  | Shaft support            | 1    | pcs  |      |
| 98850000  | Traveller standard       | 26   | pcs  |      |
| 90373000  | Spacer link 79           | 10   | pcs  |      |
| 90372000  | Spacer link 75           | 15   | pcs  |      |
| 90343000  | Louvre hanger 89 mm      | 26   | pcs  |      |
| 90353002  | Bottom weight 89 mm      | 26   | pcs  |      |
| 90202000  | Link chain 89 mm         | 52   | pcs  |      |

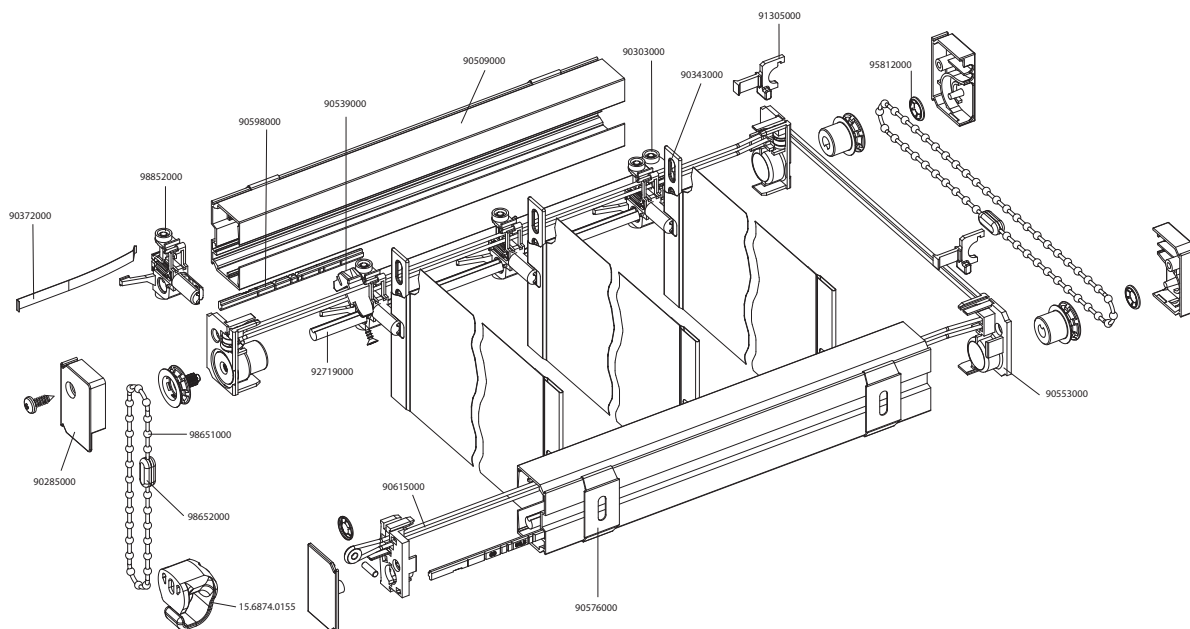
### For Somfy control add:

Somfy remote control



## Bill of materials: Luxor 89 mm Top & Bottom track chain/cord 2.0 m x 2.0 m

| Part Code    | Description                   | Qty   | Unit | Note |
|--------------|-------------------------------|-------|------|------|
| 90509000     | Head rail, white              | 1.99  | m    |      |
| 90509000     | Head rail, white              | 1.99  | m    |      |
| 92719000     | Tilt Rod                      | 1.99  | m    |      |
| 92719000     | Tilt Rod                      | 1.99  | m    |      |
| 90576000     | Installation bracket          | 6     | pcs  |      |
| 68.9020.5000 | Pull cord                     | 12,48 | m    |      |
| 98651000     | Ball chain 3.8 x 9            | 3,98  | m    |      |
| 98652000     | Chain connector               | 1     | pcs  |      |
| 90553000     | End cap assembly right        | 1     | pcs  |      |
| 90559000     | End cap assembly left         | 1     | pcs  |      |
| 90303000     | Pull cord traveller           | 2     | pcs  |      |
| 91304000     | Distance end retainer 127 mm  | 2     | pcs  |      |
| 91303000     | Distance spacer 127 mm        | 2     | pcs  |      |
| 90830000     | Shaft support                 | 2     | pcs  |      |
| 90575000     | Traveller with spring         | 52    | pcs  |      |
| 90373000     | Spacer link 79                | 16    | pcs  |      |
| 90372000     | Spacer link 75                | 34    | pcs  |      |
| 90343000     | Louvre hanger 89 mm           | 52    | pcs  |      |
| 15.6874.0155 | Cord/chain safety device      | 2     | pcs  |      |
| 15.6147.0000 | Child S. warning card EN13120 | 1     | pcs  |      |
| 15.6880.0000 | Child S. packaging label      | 1     | pcs  |      |

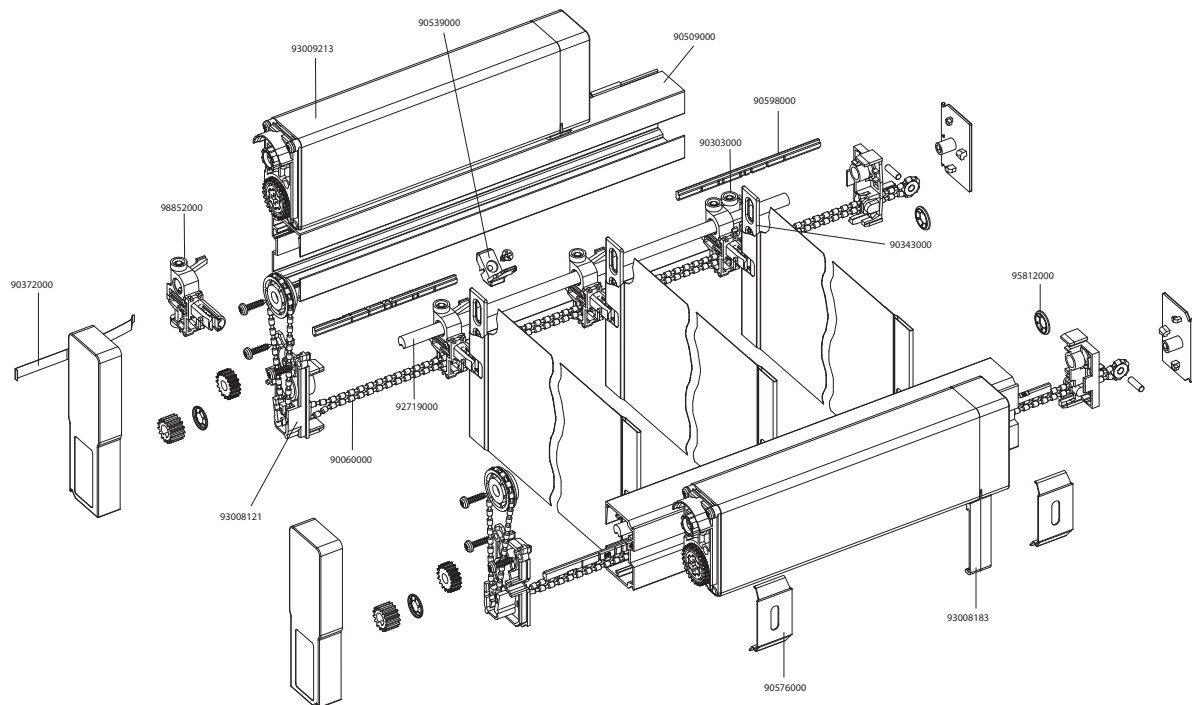


## Bill of materials: Luxor 89 mm Top & Bottom track IQ-motor (back) 2.0 m x 2.0 m

| Part Code | Description              | Qty  | Unit | Note |
|-----------|--------------------------|------|------|------|
| 90509000  | Head rail, white         | 1.99 | m    |      |
| 90509000  | Head rail, white         | 1.99 | m    |      |
| 92719000  | Tilt Rod                 | 1.99 | m    |      |
| 92719000  | Tilt Rod                 | 1.99 | m    |      |
| 90576000  | Installation bracket     | 6    | pcs  |      |
| 90060000  | Drive chain              | 4.20 | m    |      |
| 93009213  | IQ2-motor                | 1    | pcs  |      |
| 93008117  | IQ-motor end cap back    | 1    | pcs  |      |
| 93009213  | IQ2-motor                | 1    | pcs  |      |
| 93008121  | IQ-motor end cap back    | 1    | pcs  |      |
| 93008502  | Power supply cable 5 m   | 2    | pcs  |      |
| 93008183  | Side fix bracket - motor | 3    | pcs  |      |
| 90061000  | Cable clip - motor       | 1    | pcs  |      |
| 90303000  | Pull cord traveller      | 2    | pcs  |      |
| 90539000  | End retainer 89 mm       | 2    | pcs  |      |
| 90598000  | Distance rod 89 mm       | 2    | pcs  |      |
| 90830000  | Shaft support            | 2    | pcs  |      |
| 90575000  | Traveller with spring    | 52   | pcs  |      |
| 90373000  | Spacer link 79           | 20   | pcs  |      |
| 90372000  | Spacer link 75           | 30   | pcs  |      |
| 90343000  | Louvre hanger 89 mm      | 52   | pcs  |      |

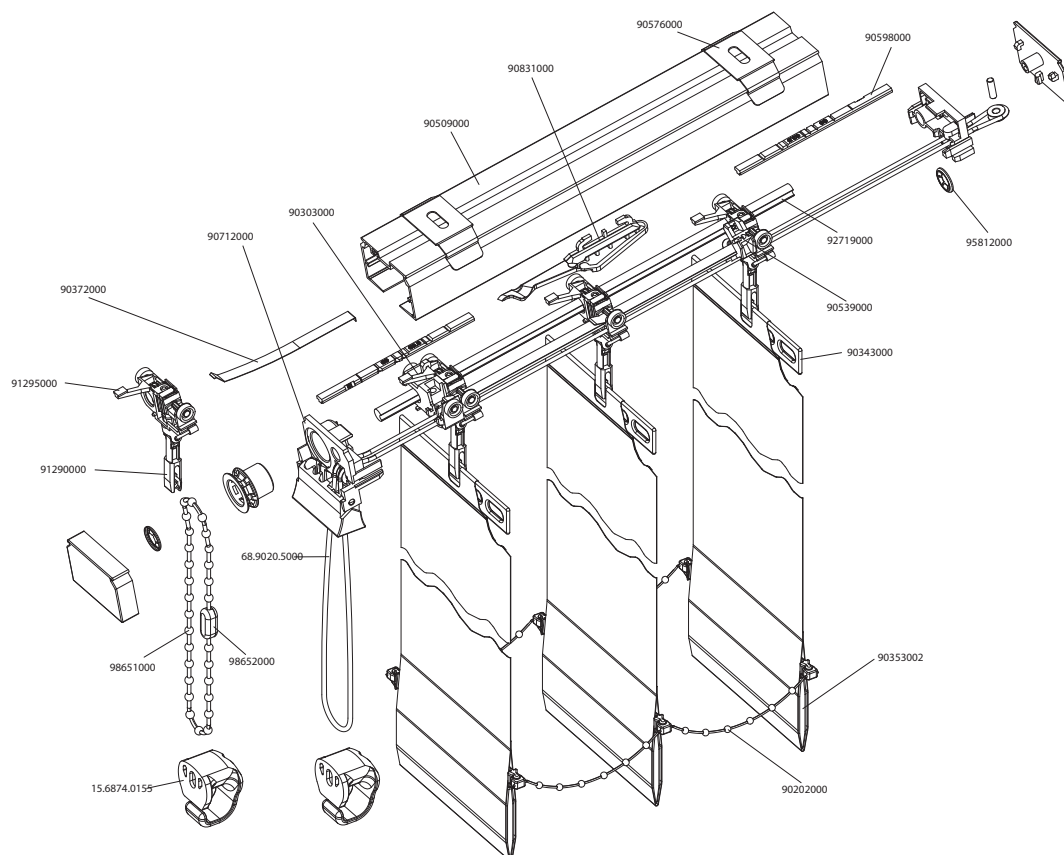
For Somfy remote control add:  
Somfy remote control

1 pcs



## Bill of materials: Luxor 89 mm Slope chain/cord 2.0 m x 1.0/2.0 m

| Part Code    | Description                   | Qty   | Unit | Note |
|--------------|-------------------------------|-------|------|------|
| 90509000     | Head rail, white              | 2.205 | m    |      |
| 92719000     | Tilt Rod                      | 2.205 | m    |      |
| 90576000     | Installation bracket          | 3     | pcs  |      |
| 68.9020.5000 | Pull cord                     | 6.33  | m    |      |
| 98651000     | Ball chain 3.8 x 9            | 2.0   | m    |      |
| 98652000     | Chain connector               | 1     | pcs  |      |
| 90712000     | Slope end cap assembly        | 1     | pcs  |      |
| 90303000     | Pull cord traveller           | 1     | pcs  |      |
| 90539000     | End retainer                  | 1     | pcs  |      |
| 90597000     | Distance rod 127 mm           | 1     | pcs  |      |
| 90830000     | Shaft support                 | 2     | pcs  |      |
| 91295000     | Traveller Slope               | 25    | pcs  |      |
| 91290000     | Slope hook No. 0              | 25    | pcs  |      |
| 90127000     | Spacer link slope 127 mm      | 24    | pcs  |      |
| 90343000     | Louvre hanger 89 mm           | 25    | pcs  |      |
| 90353002     | Bottom weight 89 mm           | 25    | pcs  |      |
| 90202000     | Link chain 89 mm              | 50    | pcs  |      |
| 15.6874.0155 | Cord/chain safety device      | 2     | pcs  |      |
| 15.6147.0000 | Child S. warning card EN13120 | 1     | pcs  |      |
| 15.6880.0000 | Child S. packaging label      | 1     | pcs  |      |

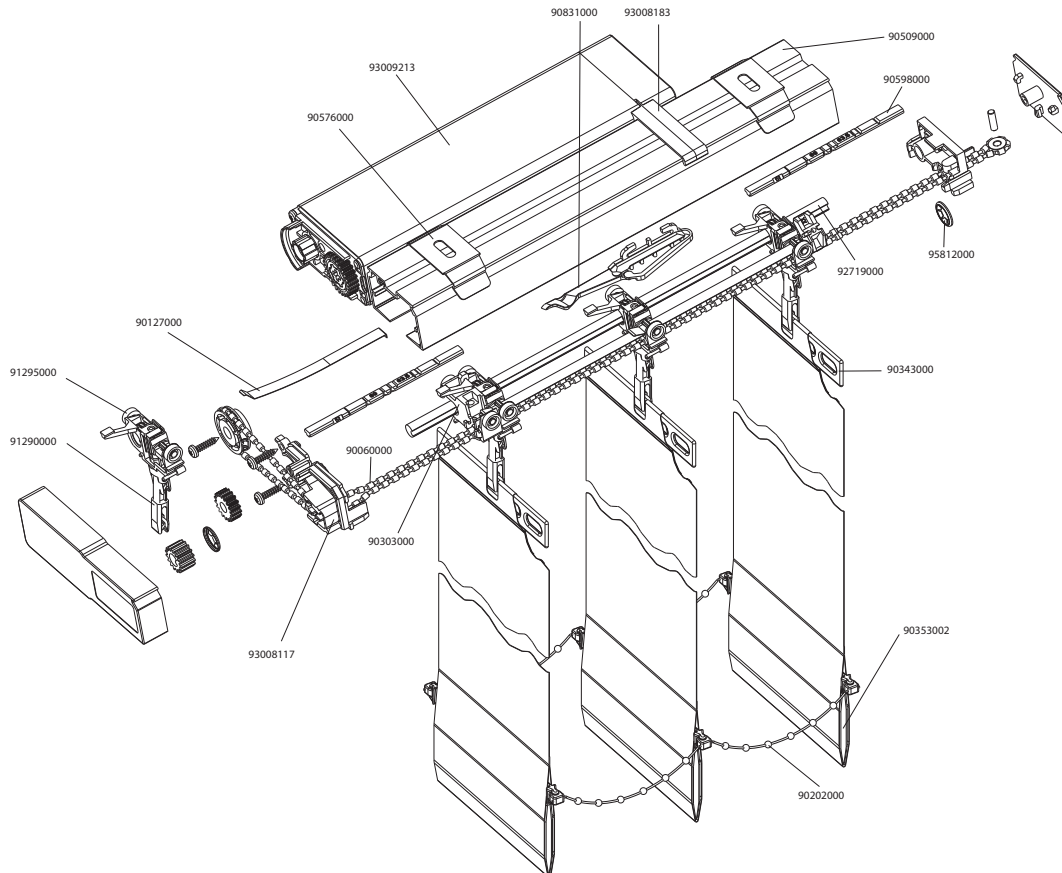


## Bill of materials: Luxor 89 mm Slope & IQ-motor (back) 2.0 m x 2.0 m

| Part Code | Description              | Qty  | Unit | Note |
|-----------|--------------------------|------|------|------|
| 90509000  | Head rail, white         | 2.21 | m    |      |
| 92719000  | Tilt Rod                 | 2.22 | m    |      |
| 90576000  | Installation bracket     | 3    | pcs  |      |
| 90060000  | Drive chain              | 4.65 | m    |      |
| 93009213  | IQ2-motor                | 1    | pcs  |      |
| 93008117  | IQ-motor end cap back    | 1    | pcs  |      |
| 93008502  | Power supply cable 5 m   | 1    | pcs  |      |
| 93008183  | Side fix bracket - motor | 3    | pcs  |      |
| 90061000  | Cable clip - motor       | 1    | pcs  |      |
| 90303000  | Pull cord traveller      | 1    | pcs  |      |
| 90539000  | End retainer 89 mm       | 2    | pcs  |      |
| 90598000  | Distance rod 89 mm       | 1    | pcs  |      |
| 90830000  | Shaft support            | 2    | pcs  |      |
| 91295000  | Traveller Slope          | 26   | pcs  |      |
| 91290000  | Slope hook No. 0         | 26   | pcs  |      |
| 90127000  | Spacer link slope 127 mm | 25   | pcs  |      |
| 90343000  | Louvre hanger 89 mm      | 26   | pcs  |      |
| 90353002  | Bottom weight 89 mm      | 26   | pcs  |      |
| 90202000  | Link chain 89 mm         | 52   | pcs  |      |

### For Somfy control add:

Somfy remote control



## HUNTER DOUGLAS SCANDINAVIA

PO Box 541  
SE-441 15 Alingsås  
Sweden  
Tel: +46-322 775 00  
Fax: +46-322 775 99  
E-mail: [order@hunterdouglas.se](mailto:order@hunterdouglas.se)

---

**HunterDouglas®**  
Scandinavia

[www.hunterdouglas.se](http://www.hunterdouglas.se)

---

® Registered Trade Mark of Hunter Douglas Scandinavia AB, Sweden