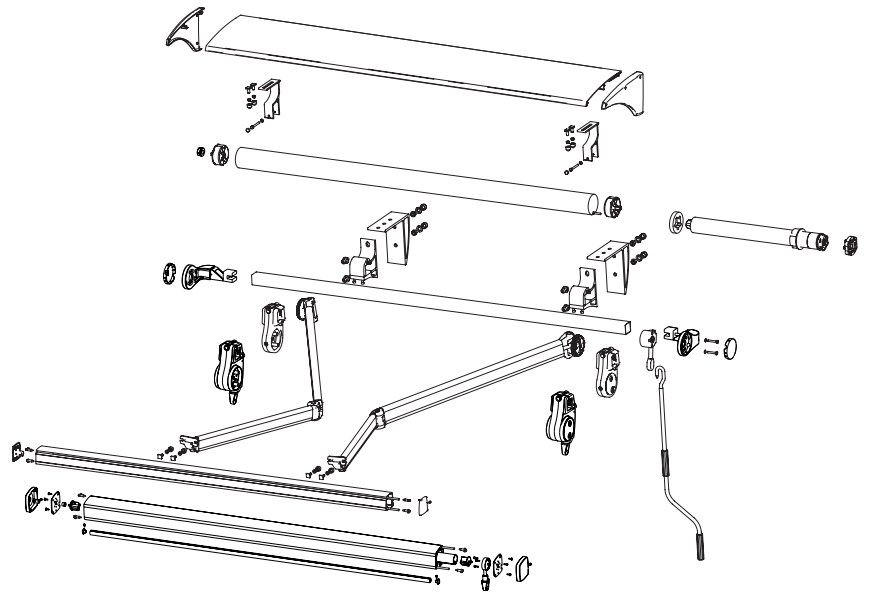


FA40-series



FOLDING ARM AWNING COMPONENT BOOK

FA42

FA44

FA45

FA46

FA48

INDEX

	Page
Beskrivning Description	2-3
Vindklassning Wind Classification	4
Sprängskiss Exploded view	5-9
Komponenter Components	10-37
Korsreferens Cross reference	38
Tillverkningsinformation Fabrication guidelines	39-44
Momentbehov Required Torque	45
Min bredd Min Width	46-47
Materialkalkyl Bill of material	48-57
Sidovyer Installation view	58-62
Vinkel och utfallsdiagram Pitch and projection diagram	63-64

FÖRKLARINGAR

* efter ett artikelnummer hänvisar till rekommenderad skruv etc.

EXPLANATIONS

* after an article number refers to recommended screw etc.

Beskrivning

Användningsområde

FA40-serien är en extra kraftig vikarmsmarkis konstruerad för villaterrasser, balkonger, kiosker, butiker, restauranger m.m.

FA40-serien med pitch control ger ökad flexibilitet och maximal skugga. Lutningsvinkeln justeras steglöst från -5° till 40° genom att rotera justeröglorna med veven.

Manövrering

Utvändig manövrering med växel eller motor. Invändig manövrering med motor. Motorn kan kompletteras med automatiska styrningar, t ex fjärrkontroll eller sol- och vindautomatik.

Montering

Markisen monteras enkelt direkt på väggen eller undertakfoten. Flexibla monteringskonsoler finns för snedtak.

Vikarmar

Armarna är utrustade med Dyneema®-band över både knäled och axelled för ökad stabilitet. Extra kraftiga fjädrar ger en utmärkt dukspänning. Armkomponenterna är tillverkade av pressgjutet aluminium och armprofilerna av strängpressat aluminium.

Komponenter

Monteringskonsoler, gavelbeslag och stödlager med tillhörande konsoler är tillverkade av strängpressat aluminium. Växlar är tillverkade av pressgjutet zink och den löstagbara veven i stål. Bussningar för valsrör 70, 71 och 78 mm är tillverkade av pressgjutet zink, bussningar för valsrör 85 mm i polyamid.

Ändskydd till frontprofil och bärprofil är tillverkade av polyeten, lagerbussning i självsmörjande polyamid.

Fästelement är tillverkade av rostfritt stål, förzinkat stål eller stål ytbehandlat med Dacro 500 LC.

FA40-serien kan i de flesta versioner förses med takprofil av strängpressat aluminium med aluminiumgavlar och takhållare i aluminium. Skarvstift i rostfritt stål.

Profiler

Front- och takprofilerna är tillverkade av strängpressat aluminium.

Valsrör 70, 78 och 85 mm är tillverkade av specialförzinkat stål, valsrör 71 mm i strängpressat aluminium.

Bärprofil 40x40mm är tillverkad av specialförzinkat stål.

Färger

Pulverlackerade detaljer har färgnummer 0001 för vitt (RAL9010), 0182 för silver och 0914 för svart. Infärgad plast har färgnummer 0001 för vitt (RAL9010), 0182 för silver och 0049 för svart. Obehandlade eller galvaniserade artiklar har färgnummer 0000. Vevar är i RAL7035.

Dimensioner FA42

Utfall (m): 1.6, 2.0, 2.5, 3.0, 3.5 och 4.0
Max bredd 7.0 m per enhet. (6.0m vid 4.0m utfall)
Seriekoppling upp till 15.0 m.

Dimensioner FA44

Utfall (m): 1.6, 2.0, 2.5, 3.0, 3.5 och 4.0
Max bredd 7.0 m per enhet. (6.0m vid 4.0m utfall)
Seriekoppling upp till 15.0 m.

Dimensioner FA45

Utfall (m): 1.6, 2.0, 2.5, 3.0, 3.5 och 4.0
Max bredd 4.6m per enhet.

Dimensioner FA46

Utfall (m): 1.6, 2.0, 2.5, 3.0, 3.5 och 4.0
Max bredd 7.0 m per enhet. (6.0m vid 4.0m utfall)
Seriekoppling upp till 15.0 m.

Dimensioner FA48

Utfall (m): 1.6, 2.0, 2.5, 3.0 och 3.5
Max bredd 7.0 m per enhet.
Seriekoppling upp till 15.0 m.
Endast motorisering.

Icke standard artiklar

Artikelnummer märkt med "Nonstandard" lagerväntan inte och har därför längre leveranstid. Minsta orderkvantitet (Min) gäller.

Vi förbehåller oss rätten till konstruktionsförändringar.

Description

Range of application

FA40-series is a heavy-duty folding arm awning designed for terraces, bungalows, balconies, kiosks, shops, restaurants etc.

FA40-series with pitch control provides maximum shading comfort. The projection angle is infinitely adjustable from -5° to -40° just by rotating the pitch control eyelets with the crank handle.

Operation

External operation by gear or motor. Internal operation by motor. The motor can be completed with automatic controls, for example remote control or sun and wind sensors.

Installation

The awning can easily be installed directly onto the wall or under the eave. Flexible roof brackets available.

Folding arms

The arm components are manufactured of pressure die casted aluminium and the arm profiles of extruded aluminium. The Dyneema®-tape connection over both knee and arm brackets improve the stability of the awning. Heavy-duty springs provide an excellent tension of the fabric.

Components

The installation brackets, end bracket and centre supports with brackets are manufactured of extruded aluminium. Gears are manufactured of pressure die casted zinc and the removable crank handle in steel. Bushings for roller tube 70, 71, and 78 mm are manufactured of pressure die casted zinc, bushings for roller tube 85 mm in polyamide.

End cap for front and square tube are manufactured of polyethylene, bushing in self lubricating polyamide.

Fasteners are manufactured of stainless steel, zinc plated steel or steel surface treated with Dacro 500 LC.

FA40-series can in most versions be provided with a hood profile of extruded aluminium and with aluminium hood side covers and hood bracket in aluminium. Joining piece in stainless steel.

Profiles

The front tube and hood profile are manufactured of extruded aluminium.

Roller tube 70, 78 and 85 mm are manufactured of special zinc plated steel, roller tube 71 mm in extruded aluminium.

Square tube 40x40mm is manufactured of special zinc plated steel.

Colours

Powder coated parts have colour code 0001 for white (RAL9010), 0182 for silver and 0914 for black. Pigmented plastic parts have colour code 0001 for white (RAL9010), 0182 for silver and 0049 for black. Untreated or galvanized parts have colour code 0000. Crank handles in RAL7035.

Dimensions FA42

Projection (m): 1.6, 2.0, 2.5, 3.0, 3.5 och 4.0
Max width 7.0 m per unit. (6.0m at 4.0m projection)
Series connection up to 15.0 m.

Dimensions FA44

Projection (m): 1.6, 2.0, 2.5, 3.0, 3.5 och 4.0
Max width 7.0 m per unit. (6.0m at 4.0m projection)
Series connection up to 15.0 m.

Dimensions FA45

Projection (m): 1.6, 2.0, 2.5, 3.0, 3.5 och 4.0
Max width 4.6m per unit.

Dimensions FA46

Projection (m): 1.6, 2.0, 2.5, 3.0, 3.5 och 4.0
Max width 7.0 m per unit. (6.0m at 4.0m projection)
Series connection up to 15.0 m.

Dimensions FA48

Projection (m): 1.6, 2.0, 2.5, 3.0 och 3.5
Max width 7.0 m per unit.
Series connection up to 15.0 m.
Only motorised.

Nonstandard articles

Article numbers marked "Nonstandard" are not kept instock, which results in longer delivery times. Minimum order quantities (Min) apply.

Subject to changes without notice.

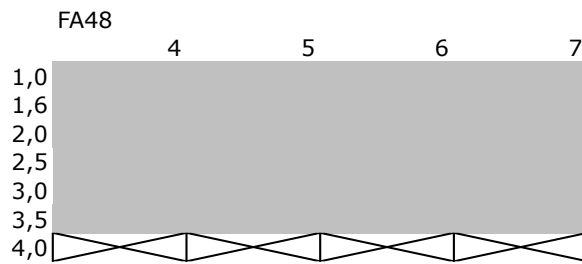
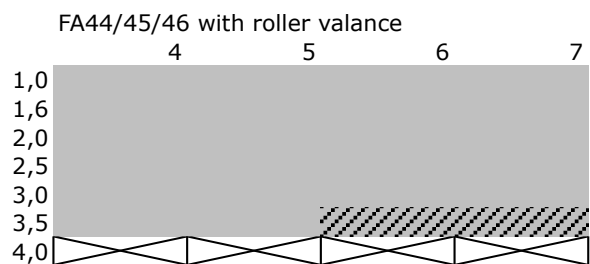
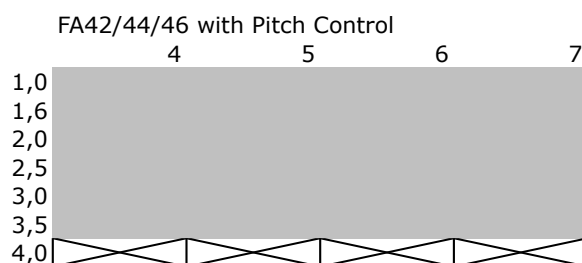
Information EN 13561

Overview Wind Classes

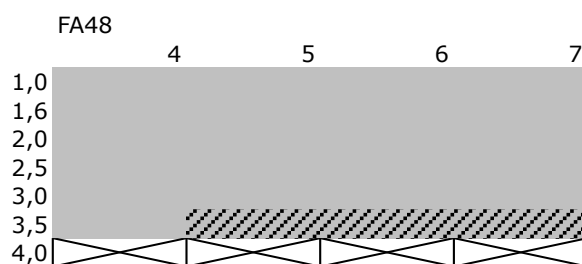
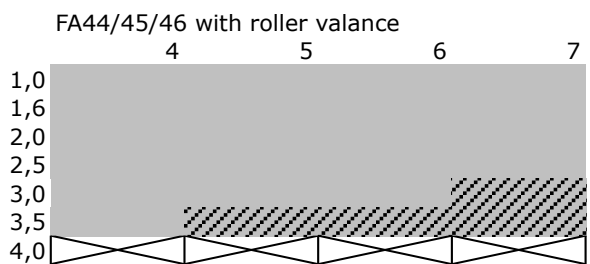
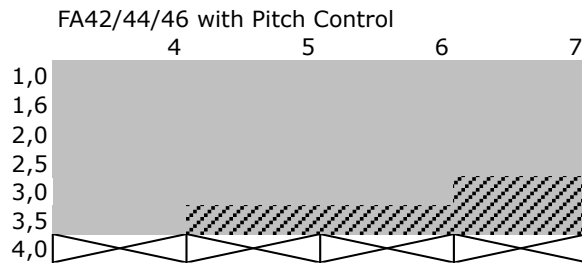
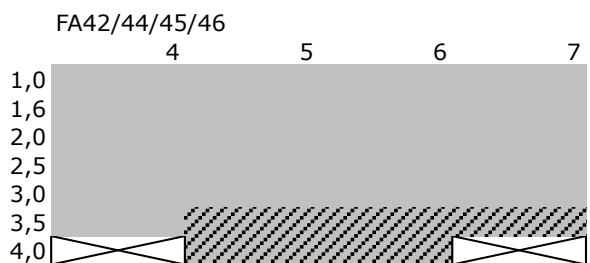
Class	Wind Strength (Beaufort)	Wind speed (km/h)	Wind speed (m/s)	Pressure (N/m ²)
0	1-3	≤ 19	≈5,3	< 40
1	4	20-28	≈7,7	40
2	5	29-38	≈10,5	70

To fulfil the according wind class it is very important that the awning is mounted with the right amount of installation brackets and with suitable fasteners. It must be prevented that the fastening is the weakest link.

Wind classification with bracket 71.2795 according to EN 13561



Wind classification with bracket 71.2792, 71.2796 & 71.4214 according to EN 13561

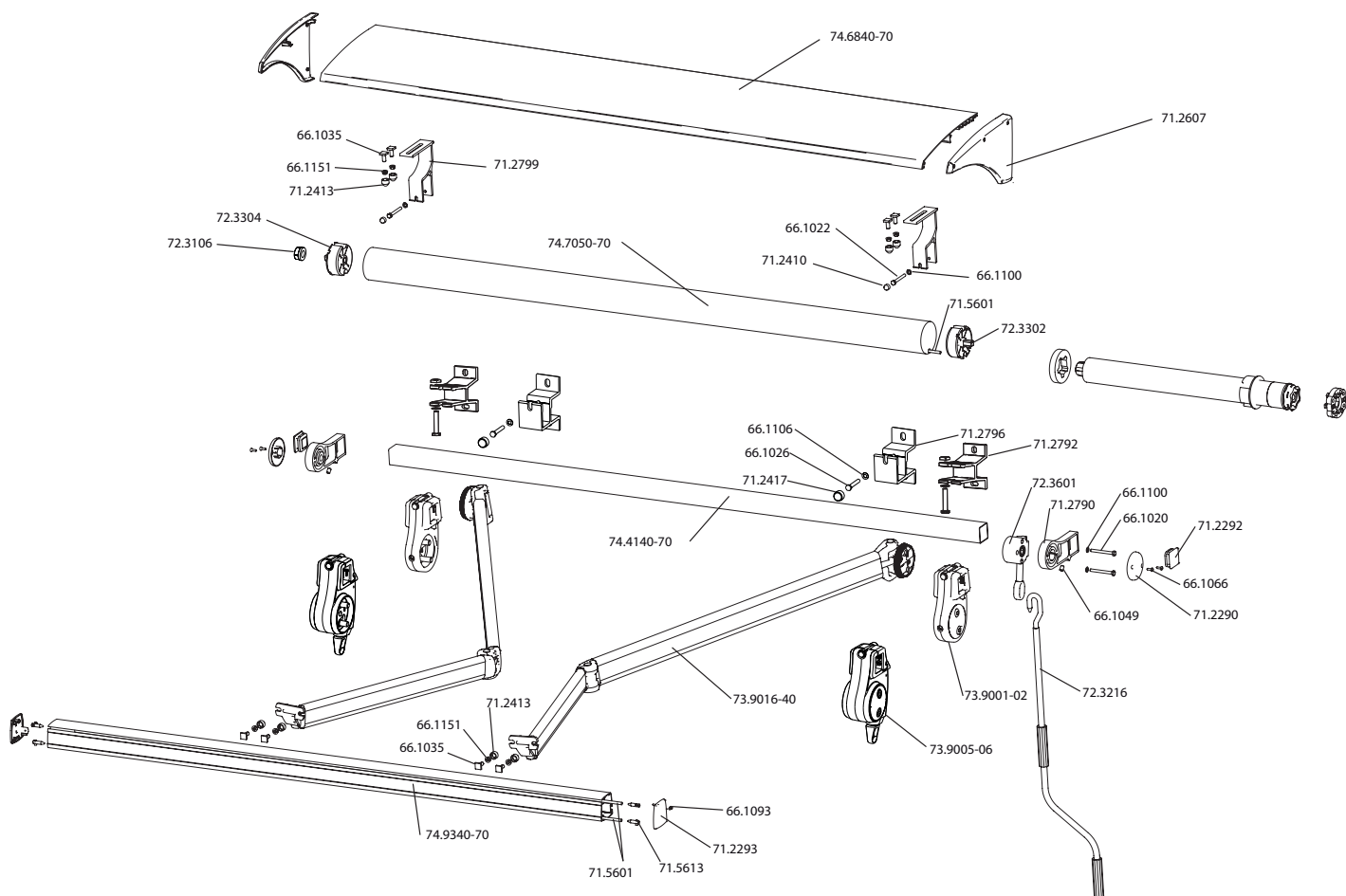


Wind class 2

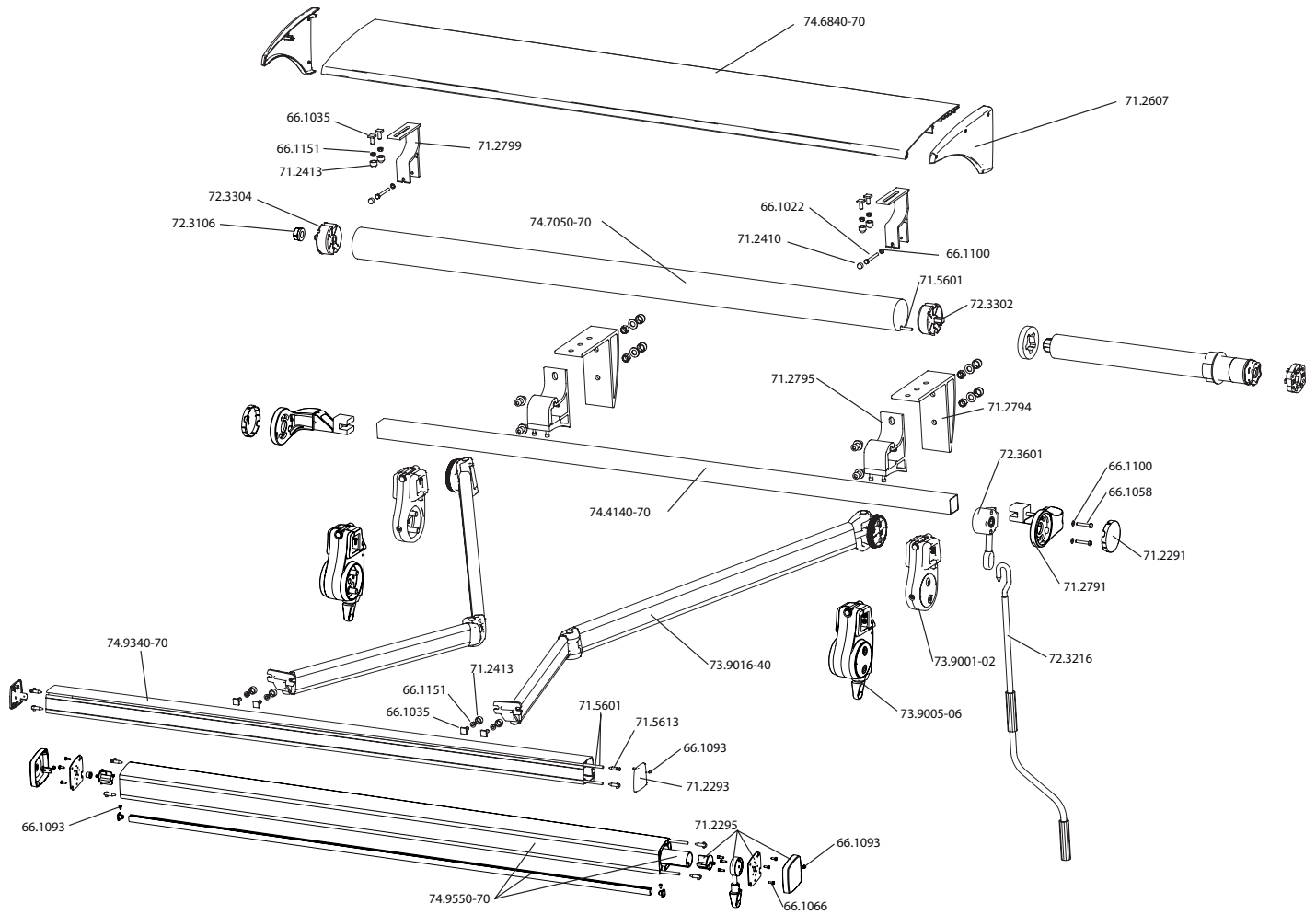
Wind class 1

Not available

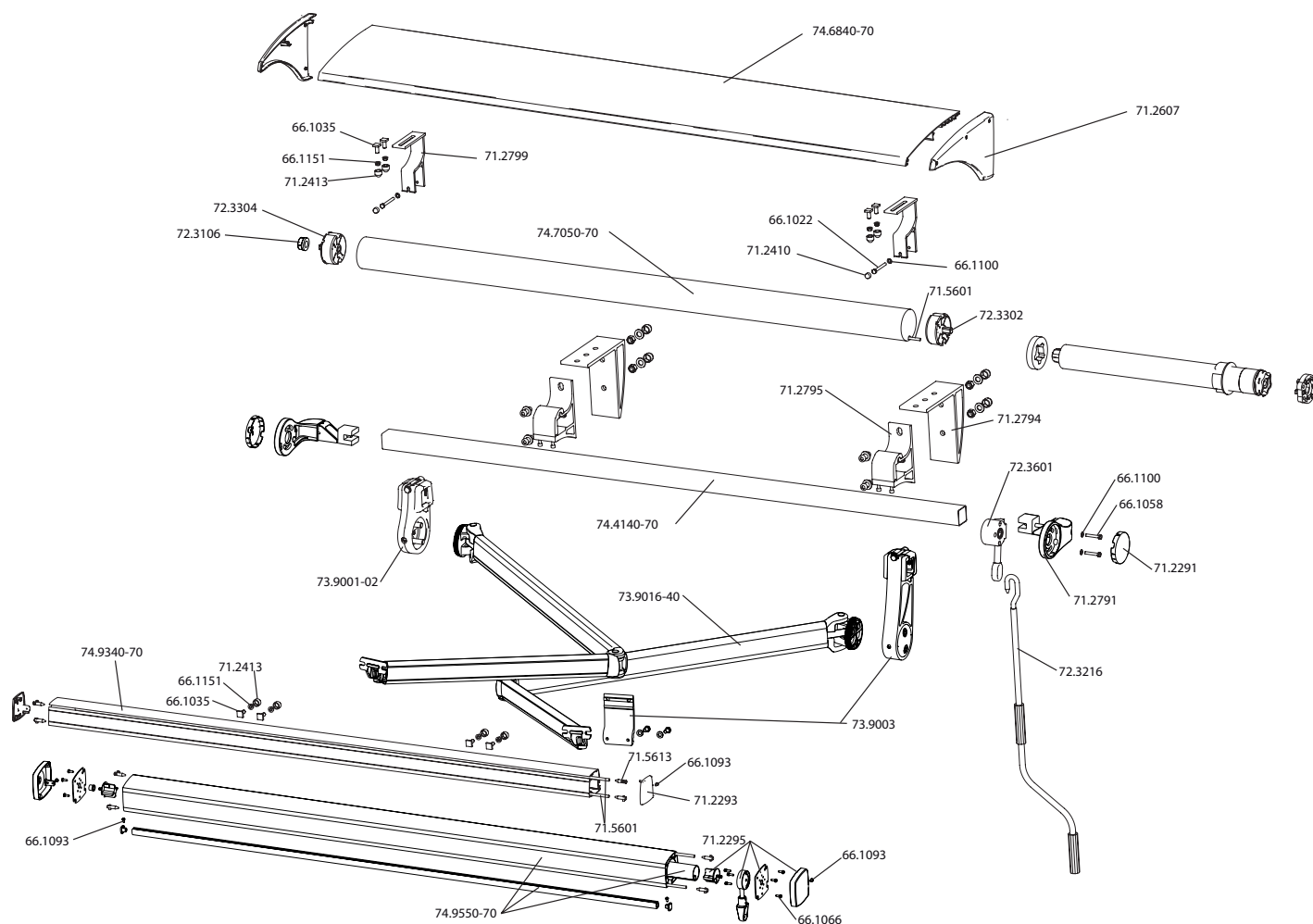
Exploded view FA42



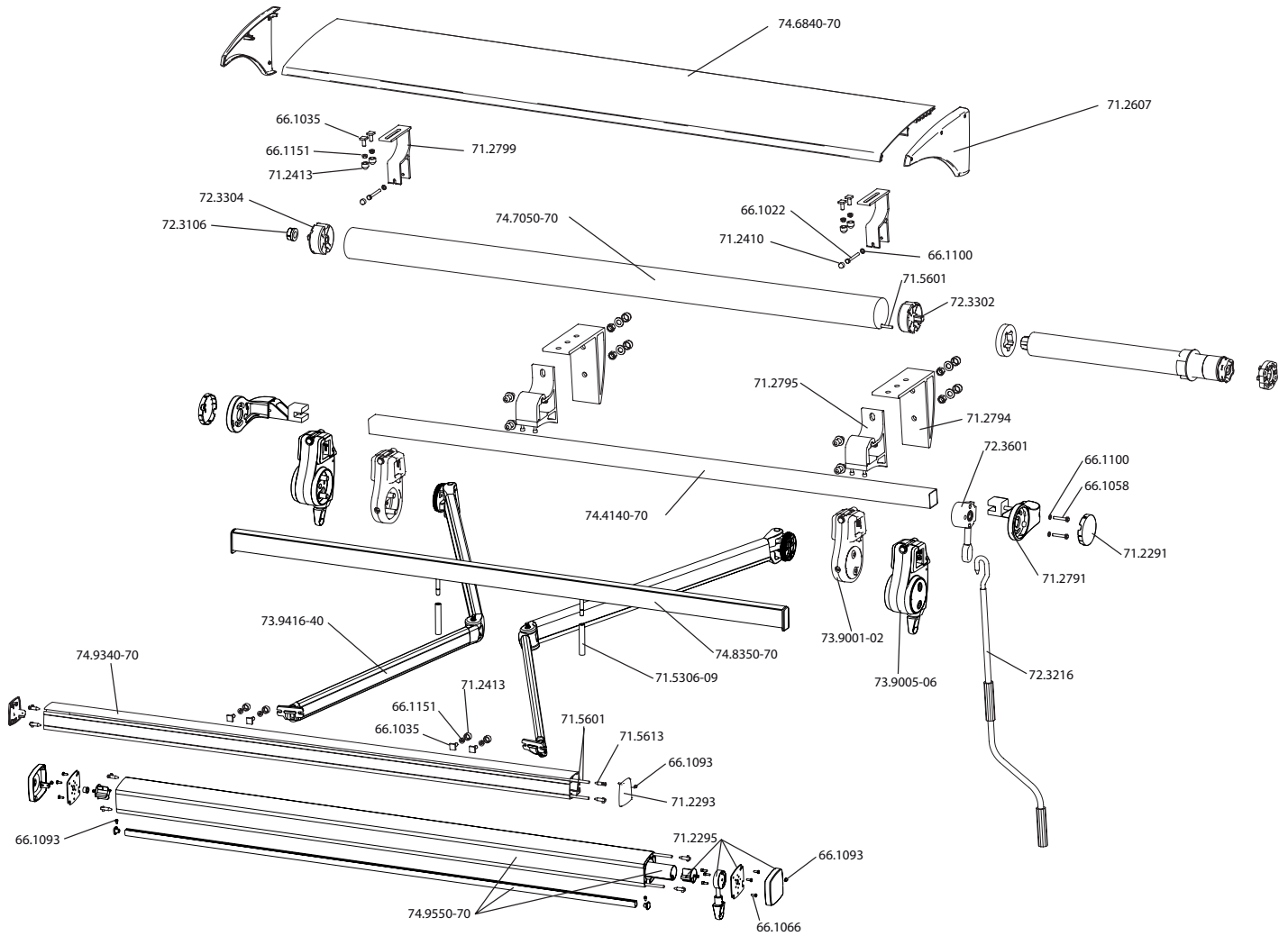
Exploded view FA44



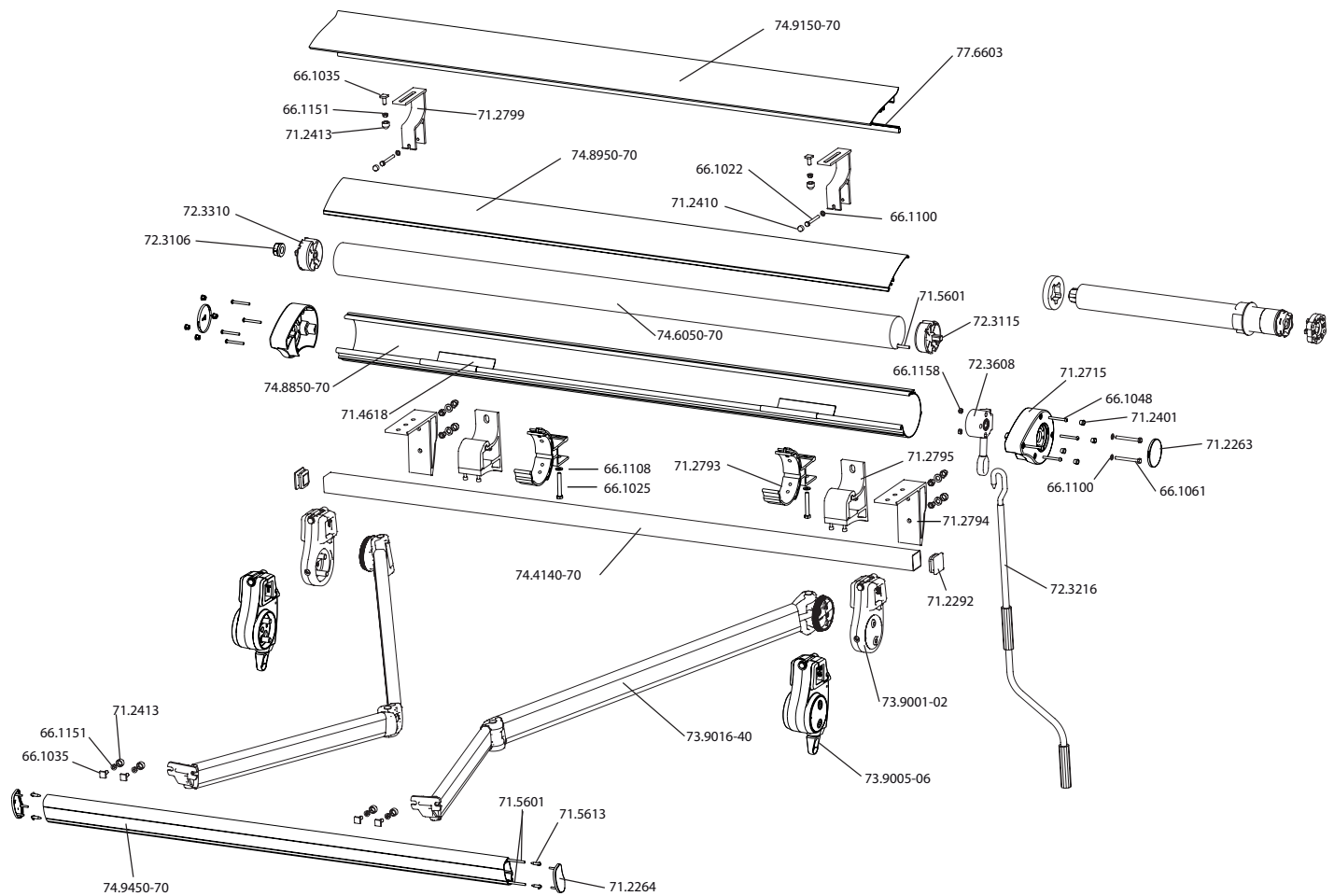
Exploded view FA45

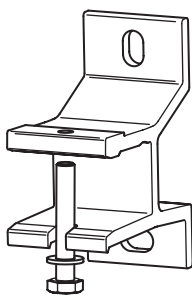
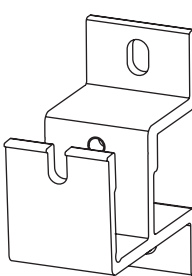
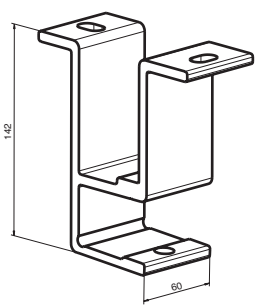
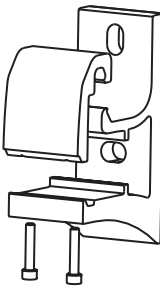


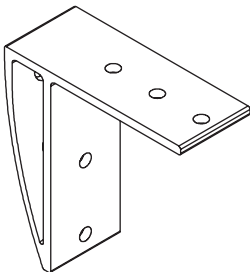
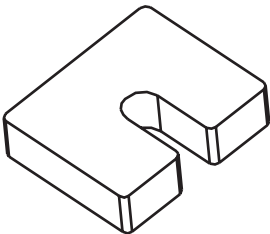
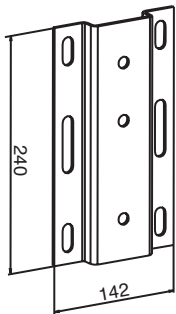
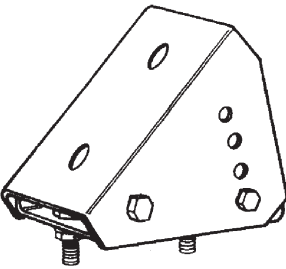
Exploded view FA46

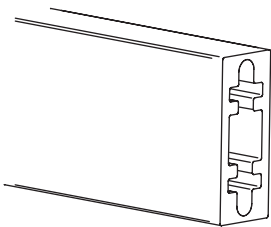
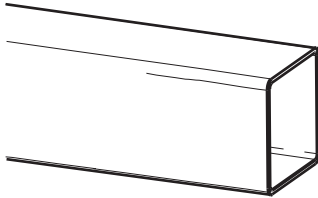
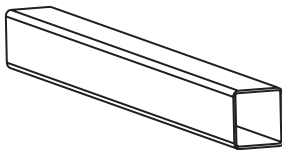
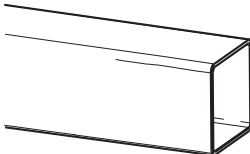



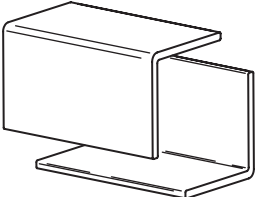
Exploded view FA48

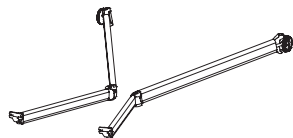


	Article No.	Description	Note	Stand. pack
		Installation bracket Wall Aluminium, including screw & washer Monteringskonsol Vagg Aluminium, med skruv & bricka	40 x 40 mm	
	71.2792.0001	Vit White		30
	71.2792.0182	Silver		30
	71.2792.0914	Svart Black		30
		Installation bracket universal Aluminium Monteringskonsol kombi Aluminium	40 x 40 mm	
		* 66.1026, 66.1106		
	71.2796.0001	Vit White		30
	71.2796.0182	Silver		30
	71.2796.0914	Svart Black		30
		Installation bracket roof Aluminium Monteringskonsol tak Aluminium	40 x 40 mm	
		* 66.1026, 66.1106		
	77.4214.0001	Vit White		30
	77.4214.0182	Silver		30
	77.4214.0914	Svart Black		30
		Installation bracket wall Aluminium, incl.screws Monteringskonsol vagg Aluminium, inkl. skruvar	40 x 40 mm	
	71.2795.0001	Vit White		20
	71.2795.0182	Silver		20
	71.2795.0914	Svart Black		20

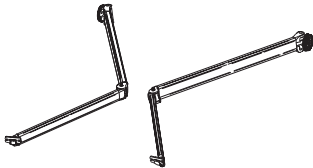
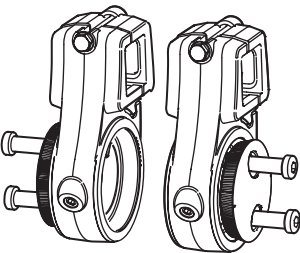
	Article No.	Description	Note	Stand. pack
		Installation bracket roof Aluminium, for wall bracket combi cassette 71.2795 Monteringskonsol tak Aluminium, för väggfäste kombi kassett 71.2795		
	71.2794.0001	Vit White		4
	71.2794.0182	Silver		4
	71.2794.0914	Svart Black		4
		Distance piece Aluminium, for installation bracket Distans Aluminium, för monteringskonsol	15 mm	
	72.2005.0000			20
		Spreader plate Steel, for bracket FA20 & FA40 Viktfördelningsplatta Stål, för konsol FA20 & FA40		
	71.5104.0001	Vit White	* 66.1074, 66.1106, 66.1150	1
	71.5104.0182	Silver		1
	71.5104.0914	Svart Black		1
		Roof bracket 5° - 45° Steel, incl. screws, for bracket Takstolskonsol 5° - 45° Stål, inkl. skruvar, för konsol		
	71.5103.0001	Vit White		4
	71.5103.0182	Silver		4
	71.5103.0914	Svart Black		4

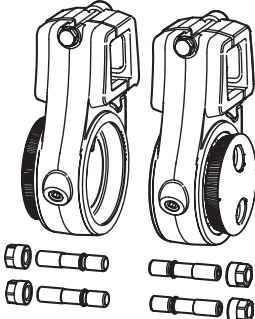
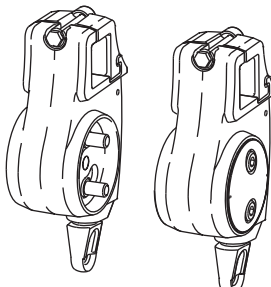

	Article No.	Description	Note	Stand. pack
		Distance profile Aluminium	"Cut in right length"	
		Distansprofil Aluminium		
	74.2000.0001	Vit White, 2 meter lengths		1
	74.2000.0182	Silver, 2 meter lengths		1
	74.2000.0914	Svart Black, 2 meter lengths		1
		Square tube Steel, special zinc plated	40x40x2.0 mm	
		Bärprofil Stål, specialförzinkat		
	74.4140.0001	(13'2") Vit White	1 / 50 x4 m	4 / 200 m
	74.4140.0182	(13'2") Silver	1 / 50 x4 m	4 / 200 m
	74.4140.0914	(13'2") Svart Black	1 / 50 x4 m	4 / 200 m
	74.4150.0001	(16'5") Vit White	1 / 50 x5 m	5 / 250 m
	74.4150.0182	(16'5") Silver	1 / 50 x5 m	5 / 250 m
	74.4150.0914	(16'5") Svart Black	1 / 50 x5 m	5 / 250 m
	74.4160.0001	(19'8") Vit White	1 / 50 x6 m	6 / 300 m
	74.4160.0182	(19'8") Silver	1 / 50 x6 m	6 / 300 m
	74.4160.0914	(19'8") Svart Black	1 / 50 x6 m	6 / 300 m
	74.4170.0001	(22'11") Vit White	1 / 50 x7 m	7 / 350 m
	74.4170.0182	(22'11") Silver	1 / 50 x7 m	7 / 350 m
	74.4170.0914	(22'11") Svart Black	1 / 50 x7 m	7 / 350 m
		Joining piece Steel, zinc plated, for square tube 74.4140 - 70	35 x 35 mm	
		Skarvstycke Stål, förzinkat, för bärprofil 74.4140 - 70		
	77.4772.0000	L 0.5 m (1'7")		1
		Square tube Aluminium	40 x 40 x 2.5 mm	
		Bärprofil Aluminium		
	74.4270.0001	(22'11") Vit White	10 x 7 m	70
	74.4270.0182	(22'11") Silver	10 x 7 m	70
	74.4270.0914	(22'11") Svart Black	10 x 7 m	70

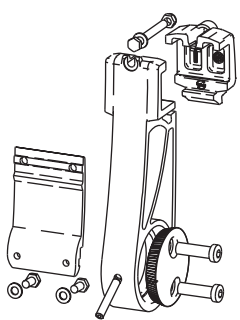
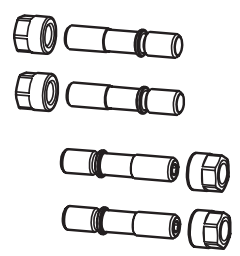
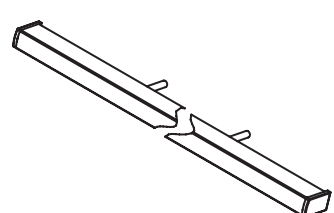
	Article No.	Description	Note	Stand. pack
		End cap Polyoxymethylene, for square tube 74.4140 - 70 40 x 40 mm		
		Ändskydd Polyoxymetylen, för bärprofil 74.4140 - 70		
	71.2292.0001	Vit White		40
	71.2292.0049	Svart Black		40
	71.2292.0182	Silver		40
		Adapter 35/40 For replacement with FA40 arm for a 35x35 mm square tube Reservdel		
		Adapter 35/40 För ersättning med FA40 arm för 35x35 mm bärprofil		
	71.4406.0000			10

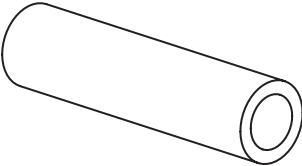
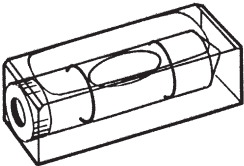
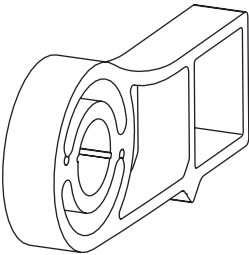


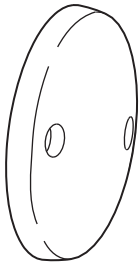
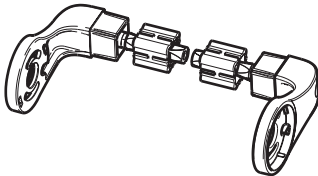
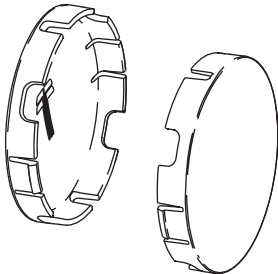
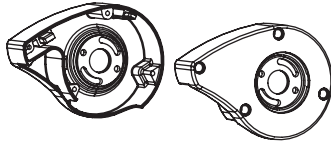
Article No.	Description	Note	Stand. pack
	Folding arm 40 x 40 mm Complete, with Dyneema-tape connection over both elbow and shoulder Vikarm Komplett, med Dyneema-band över både knäled och axelled <i>* 66.1035, 66.1151</i>		
73.9010.0001	(3'3") Vit White, Non standard, min 1 pair	1.0 m	1 pair
73.9010.0182	(3'3") Silver, Non standard, min 1 pair	1.0 m	1 pair
73.9010.0914	(3'3") Svart Black, Non standard, min 1 pair	1.0 m	1 pair
73.9016.0001	(5'3") Vit White	1.6 m	1 pair
73.9016.0182	(5'3") Silver	1.6 m	1 pair
73.9016.0914	(5'3") Svart Black	1.6 m	1 pair
73.9020.0001	(6'10") Vit White	2.0 m	1 pair
73.9020.0182	(6'10") Silver	2.0 m	1 pair
73.9020.0914	(6'10") Svart Black	2.0 m	1 pair
73.9025.0001	(8'2") Vit White	2.5 m	1 pair
73.9025.0182	(8'2") Silver	2.5 m	1 pair
73.9025.0914	(8'2") Svart Black	2.5 m	1 pair
73.9030.0001	(9'10") Vit White	3.0 m	1 pair
73.9030.0182	(9'10") Silver	3.0 m	1 pair
73.9030.0914	(9'10") Svart Black	3.0 m	1 pair
73.9035.0001	(11'6") Vit White	3.5 m	1 pair
73.9035.0182	(11'6") Silver	3.5 m	1 pair
73.9035.0914	(11'6") Svart Black	3.5 m	1 pair
73.9040.0001	(13'1") Vit White	4.0 m	1 pair
73.9040.0182	(13'1") Silver	4.0 m	1 pair
73.9040.0914	(13'1") Svart Black	4.0 m	1 pair

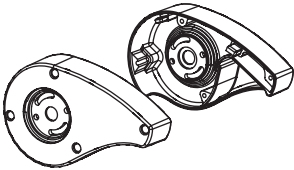



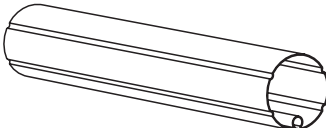
	Article No.	Description	Note	Stand. pack
		Folding arm for fabric beam 40 x 40 mm Complete, with Dyneema-tape connection over both elbow and shoulder Vikarm för dukbalk Komplett, med Dyneema-band över både knäled och axelled		
		* 66.1035, 66.1151		
	73.9416.0001	(5'3") Vit White	1.6 m	1 pair
	73.9416.0182	(5'3") Silver	1.6 m	1 pair
	73.9416.0914	(5'3") Svart Black	1.6 m	1 pair
	73.9420.0001	(6'10") Vit White	2.0 m	1 pair
	73.9420.0182	(6'10") Silver	2.0 m	1 pair
	73.9420.0914	(6'10") Svart Black	2.0 m	1 pair
	73.9425.0001	(8'2") Vit White	2.5 m	1 pair
	73.9425.0182	(8'2") Silver	2.5 m	1 pair
	73.9425.0914	(8'2") Svart Black	2.5 m	1 pair
	73.9430.0001	(9'10") Vit White	3.0 m	1 pair
	73.9430.0182	(9'10") Silver	3.0 m	1 pair
	73.9430.0914	(9'10") Svart Black	3.0 m	1 pair
	73.9435.0001	(11'6") Vit White	3.5 m	1 pair
	73.9435.0182	(11'6") Silver	3.5 m	1 pair
	73.9435.0914	(11'6") Svart Black	3.5 m	1 pair
	73.9440.0001	(13'1") Vit White	4.0 m	1 pair
	73.9440.0182	(13'1") Silver	4.0 m	1 pair
	73.9440.0914	(13'1") Svart Black	4.0 m	1 pair
		Arm holder standard for FA40 folding arms Armhållare standard för FA40 vikarmar	40 x 40 mm	
	73.9001.0001	Vit White		1 pair
	73.9001.0182	Silver		1 pair
	73.9001.0914	Svart Black		1 pair
	73.9002.0001	Vit White		4 pairs
	73.9002.0182	Silver		4 pairs
	73.9002.0914	Svart Black		4 pairs

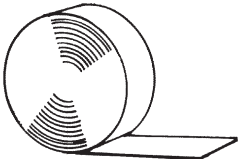

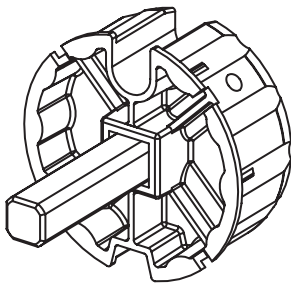
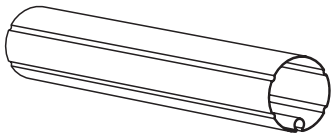
	Article No.	Description	Note	Stand. pack
		Arm holder standard with nuts for FA40 folding arms Armhållare standard med mutter för FA40 vikarmar	40 x 40 mm	
	73.9091.0001	Vit White		1 pair
	73.9091.0182	Silver		1 pair
	73.9091.0914	Svart Black		1 pair
		Arm holder Pitch Control for FA40 folding arms Armhållare justerbar för FA40 vikarmar	40 x 40 mm	
	73.9005.0001	Vit White		1 pair
	73.9005.0182	Silver		1 pair
	73.9005.0914	Svart Black		1 pair
	73.9006.0001	Vit White		4 pairs
	73.9006.0182	Silver		4 pairs
	73.9006.0914	Svart Black		4 pairs
		Cover for arm holder PC Spare part for arm holder pitch control 73.9005/06 Täcklock armhållare PC Reservdel för armhållare justerbar 73.9005/06	Reservdel	
	71.2430.0001	Vit White		5
	71.2430.0182	Silver		5
	71.2430.0914	Svart Black		5

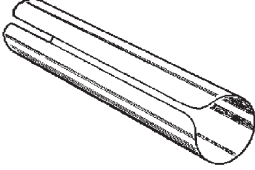
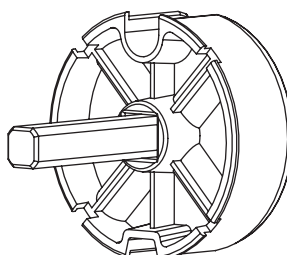
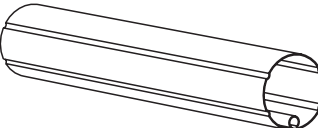
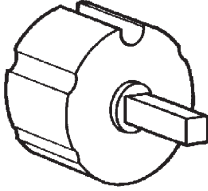
	Article No.	Description	Note	Stand. pack
		Cross-Over Kit for FA40 folding arms, allows narrow awnings Cross-over sats för FA40 vikarmar, möjliggör smala markiser.	40 x 40 mm	
	73.9003.0001	Vit White		1
	73.9003.0182	Silver		1
	73.9003.0914	Svart Black		1
		Screw set with nuts for 73.9091/9003 Skrivsats med muttrar för 73.9091/9003		
	66.9091.0000	For Cross-over & Spare part		1
		Fabric beam Aluminium, complete Dukbalk Aluminium, komplett	30 x 60 mm	
	74.8350.0001	(16'1") Vit White	1 x4.92 m	1
	74.8350.0182	(16'1") Silver	1 x4.92 m	1
	74.8350.0914	(16'1") Svart Black	1 x4.92 m	1
	74.8370.0001	(22'8") Vit White	1 x6.92 m	1
	74.8370.0182	(22'8") Silver	1 x6.92 m	1
	74.8370.0914	(22'8") Svart Black	1 x6.92 m	1

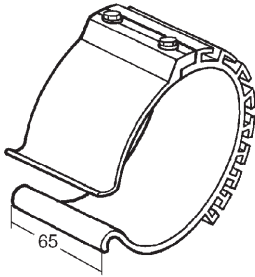
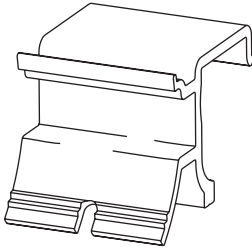

	Article No.	Description	Note	Stand. pack
		Sleeve Aluminium, for folding arm 73.9416 - 40 Hylsa Aluminium, för vikarm 73.9416 - 40 <i>* For pitch control arms - one step up for the sleeves</i>		
	71.5306.0001	Vit White, for projection 1.5 m - 2.0 m	60 mm	10
	71.5306.0182	Silver, for projection 1.5 m - 2.0 m	60 mm	10
	71.5306.0914	Svart Black, for projection 1.5 m - 2.0 m	60 mm	10
	71.5308.0001	Vit White, for projection 2.5 m - 3.0 m	80 mm	10
	71.5308.0182	Silver, for projection 2.5 m - 3.0 m	80 mm	10
	71.5308.0914	Svart Black, for projection 2.5 m - 3.0 m	80 mm	10
	71.5309.0001	Vit White, for projection 3.5 - 4.0 m	90 mm	10
	71.5309.0182	Silver, for projection 3.5 - 4.0 m	90 mm	10
	71.5309.0914	Svart Black, for projection 3.5 - 4.0 m	90 mm	10
	71.5311.0001	Vit White	Special 110 mm	10
	71.5311.0182	Silver	Special 110 mm	10
	71.5311.0914	Svart Black	Special 110 mm	10
		Spirit level PMMA, for front tube Libell PMMA, för frontprofil		
	71.5402.0000			1
		End bracket Aluminium Gavelbeslag Aluminium <i>* 66.1049</i>	40 x 40 mm	
	71.2790.0001	Vit White		40
	71.2790.0182	Silver		40
	71.2790.0914	Svart Black		40

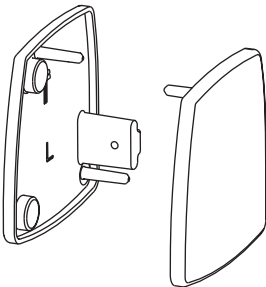
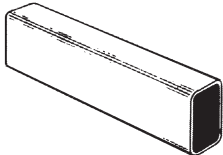
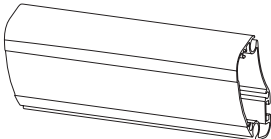
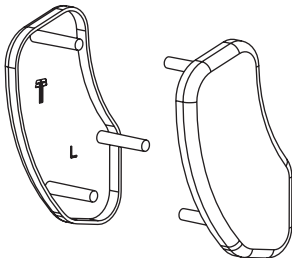
	Article No.	Description	Note	Stand. pack
		End cap Round ASA, for end bracket 71.2790/71.2780 Ändskydd Runt ASA, för gavelbeslag 71.2790/71.2780 *66.1066		
	71.2290.0001	Vit White		40
	71.2290.0049	Svart Black		40
	71.2290.0182	Silver		40
		End bracket Design Aluminium Gavelbeslag Design Aluminium 40 x 40 mm		
	71.2791.0001	Vit White		10 pairs
	71.2791.0182	Silver		10 pairs
	71.2791.0914	Svart Black		10 pairs
		End cap Design Round ASA, for end bracket design 71.2791 Ändskydd Design Runt ASA, för gavelbeslag design 71.2791		
	71.2291.0001	Vit White		20
	71.2291.0049	Svart Black		20
	71.2291.0182	Silver		20
		End bracket cassette Aluminium, for cassette profile 74.8850-70 and 74.8950-70 Gavelbeslag kassett Aluminium, för kassettprofil 74.8850-70 och 74.8950-70 * 66.1048		
	71.2715.0001	Vit White		5 pairs
	71.2715.0182	Silver		5 pairs
	71.2715.0914	Svart Black		5 pairs

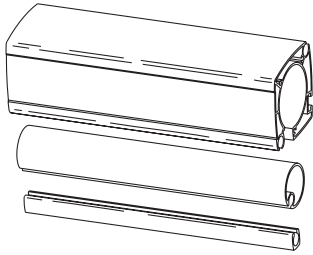
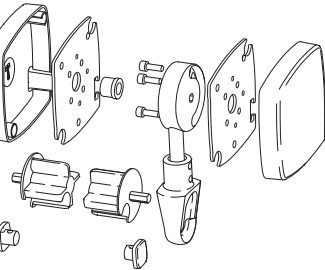

	Article No.	Description	Note	Stand. pack
		End bracket Fabric Beam cassette Aluminium, for cassette profile 74.8850-70 and 74.9250-70 Gavelbeslag Dukkalk kassett Aluminium, för kassettprofil 74.8850-70 och 74.9250-70		
	71.3620.0001	* 66.1048 Vit White		5 pairs
	71.3620.0182	Silver		5 pairs
	71.3620.0914	Svart Black		5 pairs
		End cover Polypropylene, for end bracket 71.2715 Ändskydd Polypropen, för gavelbeslag 71.2715		
	71.2263.0001	Vit White		20
	71.2263.0049	Svart Black		20
	71.2263.0182	Silver		20
		Plug Polypropylene, for end bracket 71.2715 Plugg Polypropen, för gavelbeslag 71.2715		
	71.2401.0001	Vit White		100
	71.2401.0049	Svart Black		100
	71.2401.0182	Silver		100
		Bushing Self lubricating polyamide, for end brackets Lagerbussning Självsmörjande polyamid, för gavelbeslag	Sq 12.7 mm (1/2")	
	72.3106.0000	15/27mm		20
		Roller tube Steel, special zinc plated Valsrör Stål, specialförzinkat	ø 70x1.0 mm	
	74.6050.0000	(16'5")	1 / 39 x5 m	5 / 195 m
	74.6070.0000	(22'11")	1 / 39 x7 m	7 / 273 m

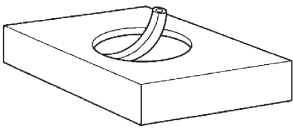
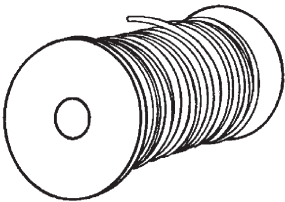

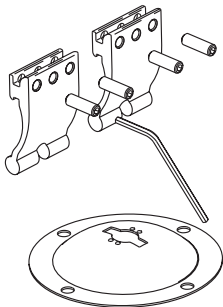
	Article No.	Description	Note	Stand. pack
		Woven tape roller tube for use on visible part of roller tube	width: 50 mm	
		Vävtjpp valsör för användning på synlig del av valsör		
	71.2307.0001	Vit White	length	50 m
	71.2307.0049	Svart Black	length	50 m
	71.2307.0182	Silver	length	50 m
		Joining piece Steel, zinc plated, for roller tube 74.6050 - 70	ø 68x1.0 mm	
		Skarvprofil Stål, förzinkat, för valsör 74.6050 - 70		
	71.4301.0000	L 0.5 m (1'7")		1
		Drive bushing Zinc, for roller tube 74.6050 - 70 / 74.6650 - 70	ø 70 mm	
		Drivbussning Zink, för valsör 74.6050 - 70 / 74.6650 - 70		
	72.3310.0000		Shaft 15 mm	10
	72.3102.0000		Shaft 22 mm	10
	72.3115.0000		Shaft 40 mm	10
	72.3307.0000	Can be combined with 72.3101 for series connection	Shaft 120 mm	10
		Roller tube Steel, special zinc plated	ø 78x1.0 mm	
		Valsör Stål, specialförzinkat		
	74.7050.0000	(16'5")	1 / 28 x5 m	5 / 140 m
	74.7070.0000	(22'11")	1 / 28 x7 m	7 / 196 m

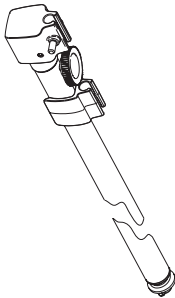
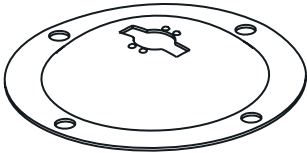
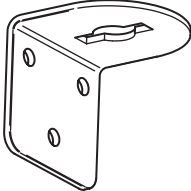
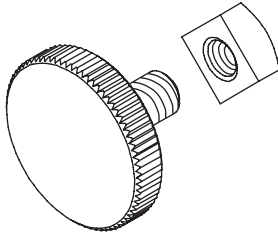
	Article No.	Description	Note	Stand. pack
		Joining piece Steel, zinc plated, for roller tube 74.7050 - 70	ø 76x1.0 mm	
		Skarvprofil Stål, förzinkat, för valsrör 74.7050 - 70		
	71.4302.0000	L 0.5 m (1'7")		1
		Drive bushing Zinc, for roller tube 74.7050 - 70	ø 78 mm	
		Drivbussning Zink, för valsrör 74.7050 - 70		
	72.3304.0000		Shaft 22 mm	10
	72.3302.0000		Shaft 40 mm	10
	72.3308.0000	Can be combined with 72.3116 for series connection	Shaft 120 mm	10
		Roller tube Steel, special zinc plated	ø 85x1.25 mm	
		Valsrör Stål, specialförzinkat		
	74.8560.0000		1 / 23 x6 m	6 / 138 m
	74.8570.0000		1 / 23 x7 m	7 / 161 m
		Drive bushing Polyamide, for roller tube 74.8560 - 70	ø 85 mm	
		Drivbussning Polyamid, för valsrör 74.8560 - 70		
		<i>* Includes bushing</i>		
	72.3305.0000	For gear	Shaft 33 mm	10
	72.3312.0000	For motor	Shaft 20 mm	10


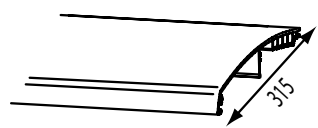

	Article No.	Description	Note	Stand. pack
		Centre support Aluminium, tufram Stödlager Aluminium, tufram		
	71.4604.0000			5
		Bracket Aluminium, for centre support 71.4604 Konsol Aluminium, för stödlager 71.4604 * 66.1094, 66.1030, 66.1155	40 x 40 mm	
	71.2797.0001	Vit White	65 mm	5
	71.2797.0182	Silver	65 mm	5
	71.2797.0914	Svart Black	65 mm	5
		Front tube Aluminium Frontprofil Aluminium	59 x 57 mm	
	74.9340.0001	(13'2") Vit White	6 x 4m	24 m
	74.9340.0182	(13'2") Silver	6 x 4m	24 m
	74.9340.0914	(13'2") Svart Black	6 x 4m	24 m
	74.9350.0001	(16'5") Vit White	6 x 5m	30 m
	74.9350.0182	(16'5") Silver	6 x 5m	30 m
	74.9350.0914	(16'5") Svart Black	6 x 5m	30 m
	74.9360.0001	(19'8") Vit White	6 x 6m	36m
	74.9360.0182	(19'8") Silver	6 x 6m	36 m
	74.9360.0914	(19'8") Svart Black	6 x 6m	36 m
	74.9370.0001	(22'11") Vit White	6 x 7m	42 m
	74.9370.0182	(22'11") Silver	6 x 7m	42 m
	74.9370.0914	(22'11") Svart Black	6 x 7m	42 m

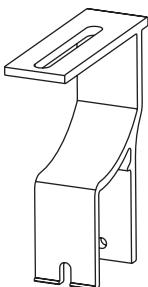
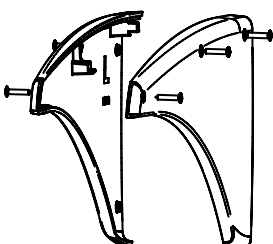
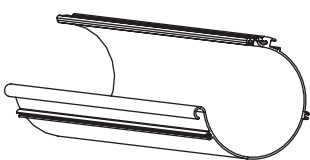
	Article No.	Description	Note	Stand. pack
		End cap Polyethylene, for front tube 74.9340 - 70 Ändskydd Polyeten, för frontprofil 74.9340 - 70 * 66.1093		
	71.2293.0001	Vit White		40 pairs
	71.2293.0049	Svart Black		40 pairs
	71.2293.0182	Silver		40 pairs
		Joining piece Steel, zinc plated, for front tube 74.9340 - 70 Skarvprofil Stål, förzinkat, för frontprofil 74.9340 - 70		
	71.4493.0000	L 0.5 m (1' 7")		1
		Front tube Aluminium Frontprofil Aluminium	60 x 90 mm	
	74.9450.0001	(16'5") Vit White	4 x5 m	20 m
	74.9450.0182	(16'5") Silver	4 x5 m	20 m
	74.9450.0914	(16'5") Svart Black	4 x5 m	20 m
	74.9470.0001	(22'11") Vit White	4 x7 m	28 m
	74.9470.0182	(22'11") Silver	4 x7 m	28 m
	74.9470.0914	(22'11") Svart Black	4 x7 m	28 m
		End cap ASA, for front profile 74.9450 - 70 Ändskydd ASA, för frontprofil 74.9450 - 70		
	71.2264.0001	Vit White		10 pairs
	71.2264.0049	Svart Black		10 pairs
	71.2264.0182	Silver		10 pairs

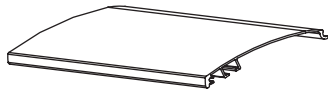

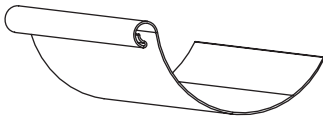
	Article No.	Description	Note	Stand. pack
		Front tube Roller Kit 75 x 75 mm Aluminium, contains Front Profile, Roller Tube Ø39mm, Bottom Bar Frontprofil Rullgardin Sats Aluminium, innehåller Frontprofil, Valsrör Ø39mm, Bottenprofil		
	74.9550.0001	(16'5") Vit White	1 x5 m	1
	74.9550.0182	(16'5") Silver	1 x5 m	1
	74.9550.0914	(16'5") Svart Black	1 x5 m	1
	74.9570.0001	(22'11") Vit White	1 x7 m	1
	74.9570.0182	(22'11") Silver	1 x7 m	1
	74.9570.0914	(22'11") Svart Black	1 x7 m	1
		End cap component Kit for front profile kit 74.9550/70. Contains End Caps, Gables, bushings, gear. Ändskydd komponent sats för frontprofil sats 74.9550/70. Innehåller Ändskydd, gavlar, bussningar, växel.		
		* 66.1066, 66.1093		
	71.2295.0001	Vit White		1
	71.2295.0182	Silver		1
	71.2295.0914	Svart Black		1
		Locking profile PVC, hard, for locking of fabric Låsprofil PVC, hård, för låsning av duk	ø 6 mm	
	71.5601.0000	(19'8")	24 / 240 x6 m	144 / 1440 m

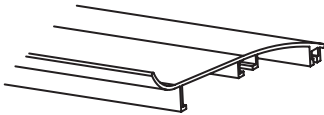

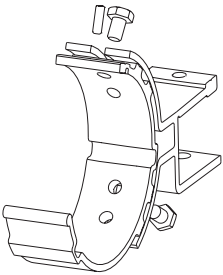
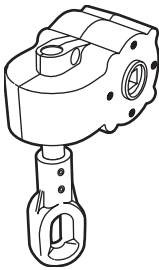
	Article No.	Description	Note	Stand. pack
	77.6600.0000	Locking profile Polyethylene, medium, for locking of fabric Låsprofil Polyeten, halvhård, för låsning av duk	ø 6 mm	500 m
		(1640')		
	77.6601.0000	Locking profile Polyethylene, soft, for locking of fabric Låsprofil Polyeten, mjuk, för låsning av duk	ø 6 mm	450 m
		(656ft)		
	71.5613.0000	Fabric lock Zinc, with screw Duklås Zink, med skruv	ø 8 mm	100
	73.2601.0000	Installation kit Stainless steel, for telescopic support 73.2600/08 Monteringskit Rostfritt stål, för teleskopstag 73.2600/08		1

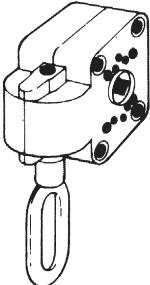

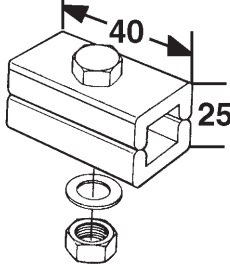

	Article No.	Description	Note	Stand. pack
		Telescopic support Aluminium, for front profile Teleskopstag Aluminium, för frontprofil		
	73.2608.0000	(2'8" - 4'7") 800 - 1400 mm		1
	73.2600.0000	(5'4" - 8'2") 1500 - 2500 mm		1
		Base Plate Stainless steel, for telescopic support 73.2600/08 Basplatta Rostfritt stål, för teleskopstag 73.2600/08		
	73.2603.0000			1
		Base Plate L-shaped Stainless steel, for telescopic support 73.2600/08 Basplatta Vinkel Rostfritt stål, för teleskopstag 73.2600/08		
	73.2606.0000			1
		Knob and nut Spare part for telescopic support 73.2600/08 Ratt och mutter Reservdel för teleskopstag 73.2600/08	Reservdel	
	73.2602.0000			1


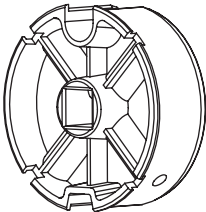
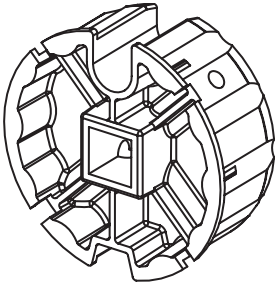
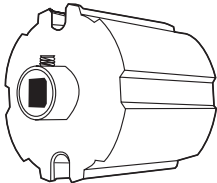

	Article No.	Description	Note	Stand. pack
	73.2605.0000	Telescopic Support holder Spare part for telescopic support 73.2600/08 Teleskopstagshållare Reservdel för teleskopstag 73.2600/08	Reservdel	5
		Hood profile Aluminium Takprofil Aluminium	315 mm	
	74.6840.0001	(13'2") Vit White	2 x 4.05m	8.1 m
	74.6840.0182	(13'2") Silver	2 x 4.05m	8.1 m
	74.6840.0914	(13'2") Svart Black	2 x 4.05m	8.1 m
	74.6850.0001	(16'7") Vit White	2 x 5.05m	10.1 m
	74.6850.0182	(16'7") Silver	2 x 5.05m	10.1 m
	74.6850.0914	(16'7") Svart Black	2 x 5.05m	10.1 m
	74.6860.0001	(19'8") Vit White	2 x 6.05m	12.1 m
	74.6860.0182	(19'8") Silver	2 x 6.05m	12.1 m
	74.6860.0914	(19'8") Svart Black	2 x 6.05m	12.1 m
	74.6870.0001	(22'11") Vit White	2 x 7.05m	14.1 m
	74.6870.0182	(22'11") Silver	2 x 7.05m	14.1 m
	74.6870.0914	(22'11") Svart Black	2 x 7.05m	14.1 m
	66.5850.0000	Joining pin Stainless steel, for hood profile 74.6840-70 Skarvstift Rostfritt stål, för takprofil 74.6840-70	ø 3 mm	10

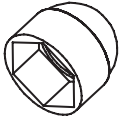
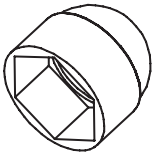
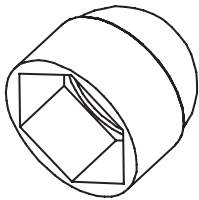
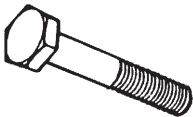
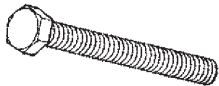
	Article No.	Description	Note	Stand. pack
		Hood bracket Aluminium, for hood profile 74.6840-70 / 74.9150 - 70 Takhållare Aluminium, för takprofil 74.6840-70 / 74.9150 - 70 * 66.1022, 66.1100, 66.1035, 66.1151	40 x 40 mm	
	71.2799.0001	Vit White		25
	71.2799.0182	Silver		25
	71.2799.0914	Svart Black		25
		Hood side cover Aluminium, for hood profile 74.6840-70 Takgavel Aluminium, för takprofil 74.6840-70 incl. screws		
	71.2607.0001	Vit White		4 pairs
	71.2607.0182	Silver		4 pairs
	71.2607.0914	Svart Black		4 pairs
		Cassette profile Semi Aluminium Kassettprofil Semi Aluminium	Ø105 x 119 mm	
	74.8850.0001	(16'5") Vit White	4 x5 m	20 m
	74.8850.0182	Silver	4 x5 m	20 m
	74.8850.0914	Svart Black	4 x5 m	20 m
	74.8870.0001	(22'11") Vit White	4 x7 m	28 m
	74.8870.0182	Silver	4 x7 m	28 m
	74.8870.0914	Svart Black	4 x7 m	28 m

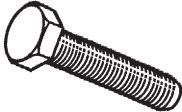
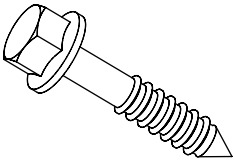


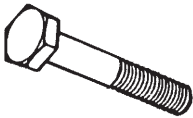
	Article No.	Description	Note	Stand. pack
		Top cover cassette Semi Aluminium, for cassette profile 74.8850-70	132 x 17 mm	
		Överdel kassett Semi Aluminium, för kassettprofil 74.8850-70		
	74.8950.0001	(16'5") Vit White	4 x5 m	20 m
	74.8950.0182	(16'5") Silver	4 x5 m	20 m
	74.8950.0914	(16'5") Svart Black	4 x5 m	20 m
	74.8970.0001	(22'11") Vit White	4 x7 m	28 m
	74.8970.0182	(22'11") Silver	4 x7 m	28 m
	74.8970.0914	(22'11") Svart Black	4 x7 m	28 m
		Top Cover Cassette Fabric Beam Semi Aluminium, for cassette profile 74.8850-70	145 x 17 mm Fabric Beam	
		Överdel kassett Dukkalk Semi Aluminium, för kassettprofil 74.8850-70		
	74.9250.0001	(16'5") Vit White	6 x5 m	30 m
	74.9250.0182	(16'5") Silver	6 x5 m	30 m
	74.9250.0914	(16'5") Svart Black	6 x5 m	30 m
	74.9270.0001	(22'11") Vit White	6 x7 m	42 m
	74.9270.0182	(22'11") Silver	6 x7 m	42 m
	74.9270.0914	(22'11") Svart Black	6 x7 m	42 m
		Centre support Semi PVC, for cassette profile 74.8850-70		
		Stödlager Semi PVC, för kassettprofil 74.8850-70		
	71.4618.0001	Vit White	L 150 mm (6")	20
	71.4618.0049	Svart Black	L 150 mm (6")	20
	71.4618.0182	Silver	L 150 mm (6")	20







	Article No.	Description	Note	Stand. pack
		Cover profile Semi Aluminium, for cassette profile 74.8850 - 70	167 x 31 mm	
		Skyddsprofil Semi Aluminium, för kassetprofil 74.8850 - 70		
	74.9150.0001	(16'5") Vit White	5 x5m	25 m
	74.9150.0182	(16'5") Silver	5 x5m	25 m
	74.9150.0914	(16'5") Svart Black	5 x5m	25 m
	74.9170.0001	(22'11") Vit White	5 x7m	35 m
	74.9170.0182	(22'11") Silver	5 x7m	35 m
	74.9170.0914	(22'11") Svart Black	5 x7m	35 m
		Cealing strip Semi Silicone rubber, for cover profile 74.9150 - 70		
		Tätninglist Semi Silikongummi, för skyddsprofil 74.9150 - 70		
	77.6603.0000			100 m
		Cassette holder Semi Aluminium, for cassette profile 74.8850-70		
		Kassetthållare Semi Aluminium, för kassetprofil 74.8850-70		
		* 66.1025, 66.1108		
	71.2793.0001	Vit White		12
	71.2793.0182	Silver		12
	71.2793.0914	Svart Black		12
		Worm gear Zinc, 8.5:1 30 Nm	Sq 12.7 mm (1/2")	
		Snäckväxel Zink, 8.5:1 30 Nm		
		*66.1020, 66.1100		
	72.3601.0001	Vit White	Shaft 41 mm	20
	72.3601.0182	Silver	Shaft 41 mm	20
	72.3601.0914	Svart Black	Shaft 41 mm	20
	72.3603.0001	Vit White	Shaft 91 mm	20
	72.3603.0182	Silver	Shaft 91 mm	20
	72.3603.0914	Svart Black	Shaft 91 mm	20

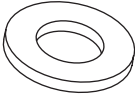
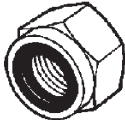



	Article No.	Description	Note	Stand. pack
		Worm gear Zinc, 13:1 35 Nm	Sq 12.7 mm (1/2")	
		Snäckväxel Zink, 13:1 35 Nm		
	72.3604.0000		Shaft 36 mm	1
	72.3604.0001	Vit White	Shaft 36 mm	1
		Crank handle Steel, with handles in ABS		
		Vev Stål, med handtag i ABS		
	72.3208.0001	0.8 m (2'8") Vit White		1
	72.3208.0049	0.8 m (2'8") Svart Black		1
	72.3208.7035	0.8 m (2'8") Silver		1
	72.3212.7035	1.2 m (3'11") Silver		10
	72.3214.7035	1.4 m (4'7") Silver		10
	72.3216.0001	1.6 m (5'3") Vit White		10
	72.3216.0049	1.6 m (5'3") Svart Black		10
	72.3216.7035	1.6 m (5'3") Silver		10
		Serie connection fitting Steel, zinc plated, incl. screw, washer and nut	Sq 12.7 mm (1/2")	
		Seriekopplingsbeslag Stål, förzinkad, inkl. skruv,bricka och mutter		
	71.3703.0000			20
		Stop ring Steel, zinc plated, for square shaft 71.3704	Ø 15 mm	
		Stoppring Stål, förzinkat, för fyrkantsaxel 71.3704		
	71.3705.0000	*66.1045		1

	Article No.	Description	Note	Stand. pack
	71.3704.0000	Square shaft Steel, zinc plated, for series connection	Sq 12.7 mm (1/2")	3.0 m
		Fyrkantsaxel Stål, förzinkat, för seriekoppling		
	72.3116.0000	Series connection bushing, threaded Zinc, for roller tube 74.7050 - 70	ø 78 mm	10
		Seriekopplingsbussning, gängad Zink, för valsör 74.7050 - 70		
	72.3101.0000	Series connection bushing, threaded Zinc, for roller tube 74.6050 - 70 / 74.6650 - 70	ø 70 mm	16
		Seriekopplingsbussning, gängad Zink, för valsör 74.6050 - 70 / 74.6650 - 70		
	72.3110.0000	Series connection bushing, threaded Aluminium, incl. screw, for roller tube 74.8560 - 70	ø 85 mm	1
		Seriekopplingsbussning, gängad Aluminium, inkl. skruv, för valsör 74.8560 - 70		
	77.9900.0000 77.9901.0000	Plastic hose Polyethylene, for packaging of components		500 m 500 m
		Plastslang Polyeten, för emballering av komponenter		

	Article No.	Description	Note	Stand. pack
		Plastic cover Polyethylene	Hex 10 mm (M6)	
		Plastskydd Polyeten		
	71.2410.0001	Vit White		100
	71.2410.0049	Svart Black		100
	71.2410.0182	Silver		100
		Plastic cover Polyethylene	Hex 13 mm (M8)	
		Plastskydd Polyeten		
	71.2413.0001	Vit White		100
	71.2413.0049	Svart Black		100
	71.2413.0182	Silver		100
		Plastic cover Polyethylene	Hex 17 mm (M10)	
		Plastskydd Polyeten		
	71.2417.0001	Vit White		100
	71.2417.0049	Svart Black		100
	71.2417.0182	Silver		100
		Bolt Stainless steel	Spanner 13 mm	
		Skruv Rostfritt stål		
	66.1069.0000		M8x55	100
		Bolt Stainless steel	Spanner 17 mm	
		Skruv Rostfritt stål		
	66.1026.0000		M10x60	100

	Article No.	Description	Note	Stand. pack
		Bolt Stainless steel	Spanner 10 mm	
		Skruv Rostfritt stål		
	66.1058.0000		M6x14	100
	66.1020.0000		M6x30	100
	66.1052.0000		M6x40	100
	66.1022.0000		M6x55	100
		Screw for installation Steel, Protect 4	Spanner 13 mm	
		Monteringsskruv Stål, Protect 4		
	66.1207.0000		10x90	50
	66.1209.0000		10x120	25
		T-slot bolt Stainless steel	Spanner 12 mm	
		T-spårskruv Rostfritt stål		
	66.1030.0000		M6x12	100
		T-slot bolt Stainless steel	Spanner 15 mm	
		T-spårskruv Rostfritt stål		
	66.1035.0000		M8x18	100
		Bolt Stainless steel	Spanner 13 mm	
		Skruv Rostfritt stål		
	66.1025.0000		M8x60	100

	Article No.	Description	Note	Stand. pack
		Screw Stainless steel Skruv Rostfritt stål	Allen key 4 mm	
	66.1049.0000		M8x12	200
		Screw Stainless steel Skruv Rostfritt stål	Allen Key 3mm	
	66.1094.0000		M6x20	100
		Screw Stainless steel Skruv Rostfritt stål	Torx T20	
	66.1048.0000		4.2x50	100
		Screw Stainless steel Skruv Rostfritt stål	Philips No. 2	
	66.1042.0000		B10x19	100
		Screw Stainless steel Skruv Rostfritt stål	Torx T20	
	66.1066.0000		B8x19	1000
		Screw Stainless steel, thread-forming for plastic Skruv Rostfritt stål, gängformande för plast	Torx T20	
	66.1093.0000		TP 4.0x8	100

	Article No.	Description	Note	Stand. pack
		Washer Stainless steel		
		Bricka Rostfritt stål		
	66.1106.0000		10.5x20x2.0	100
	66.1100.0000		6.7x14x1.5	100
	66.1108.0000		8.4x16x1.5	200
		Lock nut Stainless steel	Spanner 10 mm	
		Låsmutter Rostfritt stål		
	66.1153.0000		M6	200
		Flange nut Stainless steel	Spanner 10 mm	
		Flänsmutter Rostfritt stål		
	66.1155.0000		M6	100
		Flange nut Stainless steel, zinc plated	Spanner 13 mm	
		Flänsmutter Rostfritt stål, förzinkat		
	66.1151.0000		M8	100
		Paint 20 ml for improvement with paint of profiles and castings		
		Bättringsfärg för bättring av färg på profiler och gjutgods		
	71.2308.0001	Vit White		1
	71.2308.0182	Silver		1
	71.2308.0914	Svart Black		1

Cross reference

Description	Article No.	Articles for assembly	Quantity
End cap round	71.2290	66.1066	2
End cap front profile	71.2293	66.1093	2
End cap comp kit Roller valance	71.2295	66.1066	6
		66.1093	2
End bracket cassette	71.2715	66.1048	8
End bracket	71.2790	66.1049	1
with gear	72.3601/04	66.1020	2
with gear	72.3608	66.1061	2
		66.1100	2
		66.1153	2
Installation bracket universal	71.2796	66.1026	1
		66.1106	1
Bracket center support	71.2797	66.1094	2
		66.1030	1
		66.1155	1
Bracket center support	71.2798	66.1094	2
		66.1030	2
		66.1155	2
Hood bracket	71.2799	66.1022	1
		66.1100	1
		66.1035	2
		66.1151	2
Stop ring	71.3705	66.1045	1
Spreader plate	71.5104	66.1074	1
		66.1106	1
		66.1150	1
Series connection bushing	72.3101	66.1045	1
Series connection bushing	72.3116	66.1045	1
Folding arms	73.9016-40	66.1035	4
		66.1151	4
Folding arms fabric beam	73.9416-40	66.1035	4
		66.1151	4
Installation bracket roof	77.4214	66.1026	1
		66.1106	1

Fabrication guideline FA40 -series

FA42-48

Folding arm, installation bracket and centre support per roller tube and awning width

		Width (m)	≤4	≤5	≤6	≤7
No of installation brackets	Projection	1,6 m	2	2	4	6
		2,0 m	2	2	4	6
		2,5 m	2	4	4	6
		3,0 m	4	4	4	6
		3,5 m	4	4	5	6
		4,0 m	4	5	5	/
		Width (m)	≤4	≤5	≤6	≤7
No of Folding arms			2	2	2	3
		Width (m)	≤4	≤5	≤6	≤7
No of Centre Support Roller tube Ø70mm			0	2	2	2
No of Centre Support Roller tube Ø78mm			0	0	2	2
No of Centre Support Roller tube Ø85mm			0	0	0	0
FA48 No of Centre Support Cassette Roller tube Ø70mm				Each Seam		
		Width (m)	≤4	≤5	≤6	≤7
FA48 No of Cassette holders			3	3	3	3

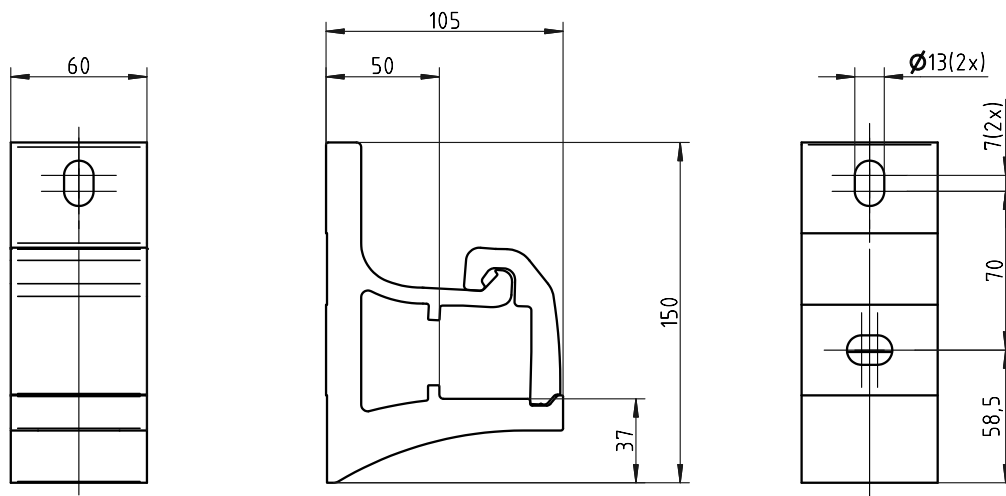
The awning width is defined as the total horizontal length of the awning excluding hood.
The arm brackets should be assembled 1/6 of the total width, from the end bracket, when the combination of projection and width allows.

All - Position of installation bracket

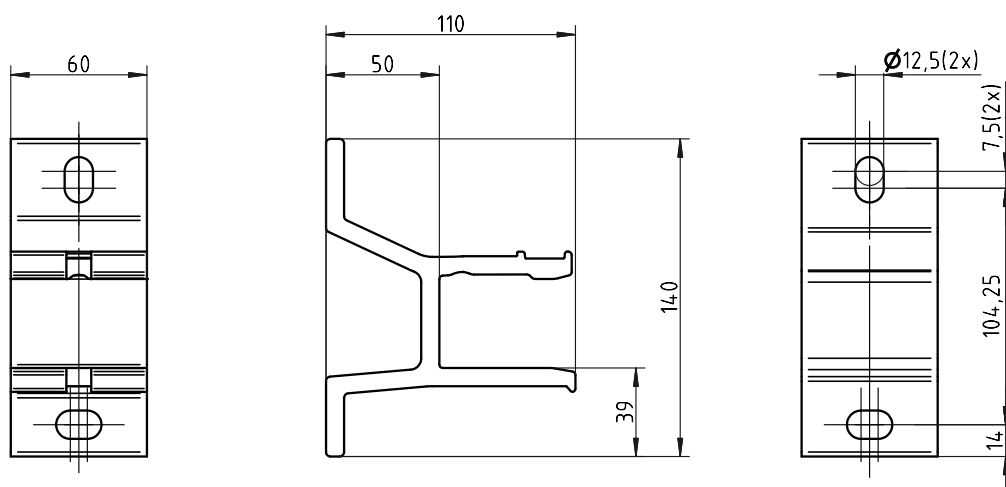
The installation bracket should be positioned as close to the arm bracket as possible.

Dimensions Installation Brackets

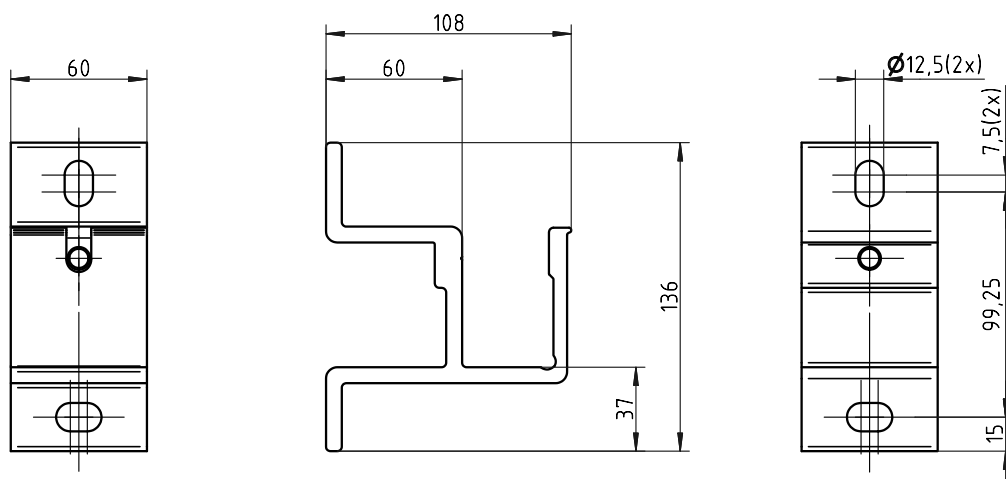
71.2795.xxxx - Wall bracket, standard "design" model:



71.2792.xxxx - Wall bracket, "basic" model:



71.2796.xxxx - Wall & roof bracket, "combined" model:



FA42, FA44 & FA46 - Installation of centre support

The centre supports should be assembled over the sewing joints which is located closest to the centre of the awning. Adjust the angle of the centre support so that the fabric does not touch its lower or upper lip.

All - Fabric

Fabric requirement at projection: arm projection + 250mm excluding valance.

FA 48 - Position of fabric onto roller tube

The fabric should be positioned 40 mm from the edge of bushing on the roller side, to come straight into the cassette.

FA42-FA46 - Hood

Hood profil 30mm longer than total awning width.

Total hood width 80mm longer than total awning width.

The hood brackets should be assembled 600mm from the end bracket.

Max distance between hood brackets 1500mm.

Special instruction for awning with three folding arms

The folding arm in the middle should not have any spring tension in the connection between the folding arm and arm bracket. Remove the spring tension in the center arm at the arm connection at the square tube. Remove the pin that holds the Dyneema®-tape with a small flat-headed screwdriver.

FA42-FA46 - Special instruction for series connection of awnings

Bushing 72.3106.0000 should be used on both sides of the concerned end brackets.

Minimum gap between fabrics 65 mm.

FA48 - Special instruction for series connection of semi cassette awnings

The FA48 is series connected cassette to cassette. Minimum gap between fabrics 125mm.

User instruction - Adjustment of projection angle

The projection angle should be adjusted as follows:

1. Make sure that the awning is half way projected. (Awnings with up to 3.0m projection can be fully projected)
2. Insert the crank handle hook into the eye of the folding arm adjustment unit.
3. Rotate the crank handle clockwise or counter-clockwise maximum 3 turns to adjust the projection angle.
4. Move the crank handle to the next adjustment unit.
5. Repeat step 2-4 until you have got the desired projection angle.

The crank handle should be held straight under the adjusting unit when changing the projection angle. If your awning is motorised, the limit stop of the motor could be affected and needs to be adjusted after change of projection angle.

Weight (in kilograms) per width and projection
FA44 & 45 Weight (kilogram) per width and projection

Width (m)	3,0	3,5	4,0	4,5	5,0	5,5	6,0	6,5	7,0
Projection 1,6 m	27,5	35,5	45,0	47,5	51,5	53,5	57,0	67,5	71,5
2,0 m	29,5	37,5	46,5	49,0	53,0	55,5	59,0	69,5	73,0
2,5 m		40,0	48,5	51,0	54,5	57,5	61,5	72,5	75,5
3,0 m			50,5	52,5	56,5	59,5	63,0	75,0	78,0
3,5 m				54,5	58,0	62,0	65,5	77,5	80,5
4,0 m				60,5	64,0	67,5	70,5		

Hood	+	3kg/m (incl bracket and side covers)
FA42 classic end brackets	-	0,6kg/awning
FA46 Fabric Beam	+	1kg/m
Pitch Control	+	0,9kg/arm
Roller Tube Ø85mm	+	0,7kg/m
Roller Valance Front	+	4,7 kg/m
Centre support 4604	+	0,5kg/pcs
Centre support 4609	+	1,3kg/pcs
Gear	-	2kg/awning

FA48 Weight (kilogram) per width and projection

Width (m)	3,0	3,5	4,0	4,5	5,0	5,5	6,0	6,5	7,0
Projection 1,6 m	38,0	47,5	58,5	62,5	68,0	71,5	77,0	88,0	93,0
2,0 m	40,0	49,5	60,0	64,0	69,5	73,5	79,0	90,5	95,5
2,5 m	42,5	52,0	62,0	66,0	71,0	76,0	81,5	93,5	98,0
3,0 m		54,5	64,0	67,5	73,0	77,5	83,0	96,0	100,5
3,5 m			66,0	70,0	74,5	80,0	85,5	98,5	103,0

Pitch Control	+	0,9kg/arm
Roller Valance Front	+	4,7 kg/m
Gear	-	2kg/awning

Cutting Measurments FA40-series

FA 42 Motor Gear 3601

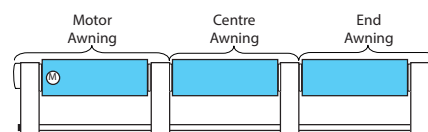
Square tube	-24	-24
Roller tube 70 & 78 mm	-100	-130
Roller tube 85 mm	-105	-135
Front profile	-100	-130
Fabric	-130	-160

FA 42 Series

Connection

Shared square

tube	Motor	Center awning	End awning
Square tube	-12	0	-12
Roller tube 70 & 78 mm	-88	-36	-48
Roller tube 85 mm	-103	-66	-68
Front profile	-88	-36	-48
Fabric 70 & 78 mm	-118	-66	-78
Fabric 85 mm	-133	-96	-98

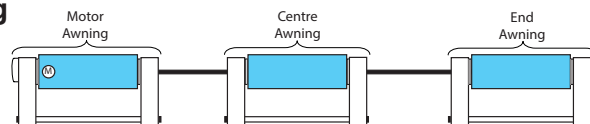


FA 42 Series

Connection

Separate Units

	Motor	Center awning	End awning
Square tube	-12	0	-12
Roller tube 70 & 78 mm	-88	-56	-68
Roller tube 85 mm	-103	-86	-88
Front profile	-88	-56	-68
Fabric 70 & 78 mm	-118	-86	-98
Fabric 85 mm	-133	-116	-118



FA 44 Motor Gear 3601

Square tube	-102	-102
Roller tube 70 & 78 mm	-78	-108
Roller tube 85 mm	-83	-113
Front profile	-78	-108
Fabric	-108	-138

FA 45 Motor Gear 3601

Square tube	-102	-102
Roller tube 70 & 78 mm	-78	-108
Roller tube 85 mm	-83	-113
Front profile	-78	-108
Fabric	-108	-138

Cutting Measurements FA40-series

FA 46	Motor	Gear 3601
Square tube	-102	-102
Roller tube 70 & 78 mm	-78	-108
Roller tube 85 mm	-83	-113
Front profile	-78	-108
Fabric	-108	-138
Fabric Beam	-78	-108

FA 48 Semi	Motor
Square tube	-10
Roller tube 70 mm	-69
Front profile	-70
Cassette profile	-86
Top Cover Cassette	-86
Fabric	-120
Cover Profile/Hood	-106

FA 48 Semi Series Separate

Units	Motor	Center awning	End awning
Square tube	-10		-10
Roller tube 70 mm	-69		-49
Front profile	-70		-70
Cassette profile	-86		-86
Top Cover Cassette	-86		-86
Fabric	-120		-120

Roll Down Valance

Front profile	Same as FAXX	
Roller tube front	-22	
Fabric	-75	<i>deductions from front profile length</i>
Bottom bar	-51	

Required Torque

Ø70mm roller tube

Projection	2 arms	3 arms
1,0m	26Nm	32Nm
1,6m	30Nm	36Nm
2,0m	30Nm	36Nm
2,5m	27Nm	32Nm
3,0m	29Nm	34Nm
3,5m	29Nm	34Nm
4,0m	28Nm	33Nm

Ø78mm roller tube

Projection	2 arms	3 arms
1,0m	30Nm	36Nm
1,6m	34Nm	40Nm
2,0m	34Nm	40Nm
2,5m	31Nm	36Nm
3,0m	33Nm	38Nm
3,5m	32Nm	37Nm
4,0m	30Nm	35Nm

Ø85mm roller tube

Projection	2 arms	3 arms
1,0m	34Nm	40Nm
1,6m	38Nm	44Nm
2,0m	37Nm	43Nm
2,5m	33Nm	38Nm
3,0m	35Nm	40Nm
3,5m	35Nm	40Nm
4,0m	32Nm	37Nm

Total minimum width (mm)

	Total minimum width (mm)			Projection
	2 arms	3 arms	4 arms	
FA42 std arm bracket	1387	2051	2715	100-arm
71.2790 end bracket	1951	2897	3843	160-arm
	2381	3542	4703	200-arm
	2881	4292	5703	250-arm
	3381	5042	6703	300-arm
	3881	5792	N.A.	350-arm
	4381	N.A.	N.A.	400-arm
FA42 PC arm bracket	1417	2096	2775	100-arm
71.2790 end bracket	1983	2945	3907	160-arm
	2413	3590	4767	200-arm
	2913	4340	5767	250-arm
	3413	5090	6767	300-arm
	3913	5840	N.A.	350-arm
	4413	N.A.	N.A.	400-arm
FA44 std arm bracket	1575	2239	2903	100-arm
71.2791 end bracket	1989	2935	3881	160-arm
	2419	3580	4741	200-arm
	2919	4330	5741	250-arm
	3419	5080	6741	300-arm
	3919	5830	N.A.	350-arm
	4419	N.A.	N.A.	400-arm
FA44 PC arm bracket	1605	2284	2963	100-arm
71.2791 end bracket	2021	2983	3945	160-arm
	2451	3628	4805	200-arm
	2951	4378	5805	250-arm
	3451	5128	6805	300-arm
	3951	5878	N.A.	350-arm
	4451	N.A.	N.A.	400-arm
FA45	853			100-arm
71.2790 end bracket	1129			160-arm
	1344			200-arm
	1594			250-arm
	1844			300-arm
	2094			350-arm
	2344			400-arm
FA45	1041			100-arm
71.2791 end bracket	1167			160-arm
	1382			200-arm
	1632			250-arm
	1882			300-arm
	2132			350-arm
	2382			400-arm

 = outside our recommendations

Total minimum width (mm)

	Total minimum width (mm)		4 arms	Projection
	2 arms	3 arms		
FA46 Std arm bracket	1482	2173		100-arm
71.2790 end bracket	2046	2987		160-arm
Fabric Beam	2496	3652		200-arm
	2996	4402		250-arm
	3526	5182		300-arm
	4026	5932		350-arm
	4526	N.A.		400-arm
FA46 Std arm bracket	1670	2455		100-arm
71.2791 end bracket	2078	3035		160-arm
Fabric Beam	2528	3700		200-arm
	3028	4450		250-arm
	3558	5230		300-arm
	4058	5980		350-arm
	4558	N.A.		400-arm
FA46 PC arm bracket	1512	2218		100-arm
71.2790 end bracket	2084	3025		160-arm
Fabric Beam	2534	3690		200-arm
	3034	4440		250-arm
	3564	5220		300-arm
	4064	5970		350-arm
	4564	N.A.		400-arm
FA46 PC arm bracket	1700	2500		100-arm
71.2791 end bracket	2116	3073		160-arm
Fabric Beam	2566	3738		200-arm
	3066	4488		250-arm
	3596	5268		300-arm
	4096	6018		350-arm
	4596	N.A.		400-arm
FA48 std arm bracket	1373	1987	2651	100-arm
	1937	2833	3779	160-arm
	2367	3478	4639	200-arm
	2867	4228	5639	250-arm
	3367	4978	6639	300-arm
	3867	5728	N.A.	350-arm
	N.A.	N.A.	N.A.	400-arm
FA48 PC arm bracket	1403	2032	2711	100-arm
	1969	2881	3843	160-arm
	2399	3526	4703	200-arm
	2899	4276	5703	250-arm
	3399	5026	6703	300-arm
	3899	5776	N.A.	350-arm
	N.A.	N.A.	N.A.	400-arm

 = outside our recommendations

Bill of material: FA42 (Classic) Page 1 of 2

	Colour				Qty				Unit	Pack	Notes
	[White]	[Silver]	[Black]	4.0 m	5.0 m	6.0 m	7.0 m			[Unit]	
Folding arms											
Folding arm 1.0 m	73.9010.0001	73.9010.0182	73.9010.0914	1	1	1	1.5	Pair	1		Non stock item
Folding arm 1.6 m	73.9016.0001	73.9016.0182	73.9016.0914	1	1	1	1,5	Pair	1		
Folding arm 2.0 m	73.9020.0001	73.9020.0182	73.9020.0914	1	1	1	1,5	Pair	1		
Folding arm 2.5 m	73.9025.0001	73.9025.0182	73.9025.0914	1	1	1	1,5	Pair	1		
Folding arm 3.0 m	73.9030.0001	73.9030.0182	73.9030.0914	1	1	1	1,5	Pair	1		
Folding arm 3.5 m	73.9035.0001	73.9035.0182	73.9035.0914	1	1	1	1,5	Pair	1		
Folding arm 4.0 m	73.9040.0001	73.9040.0182	73.9040.0914	1	1	1	-	Pair	1		
T-slotted bolt	66.1035.0000	66.1035.0000	66.1035.0000	4	4	4	6	PCS	100		
Flange nut	66.1151.0000	66.1151.0000	66.1151.0000	4	4	4	6	PCS	100		
Plastic cover	71.2413.0001	71.2413.0182	71.2413.0049	4	4	4	6	PCS	100		
Arm Brackets											
Std Arm Bracket	73.9001.0001	73.9001.0182	73.9001.0914	1	1	1	1,5	Pair	1 pair		
	73.9002.0001	73.9002.0182	73.9002.0914						5 pair		
or											
PC Arm Bracket	73.9005.0001	73.9005.0182	73.9005.0914	1	1	1	1,5	PCS	1 pair		
	73.9006.0001	73.9006.0182	73.9006.0914						5 pair		
Profiles											
Square tube											
40x40x2.0 mm	74.4150.0001	74.4150.0182	74.4150.0914	4,0	5,0	-	-	m	1/50 profiles (5m)		
Square tube											
40x40x2.0 mm	74.4170.0001	74.4170.0182	74.4170.0914	-	-	6,0	7,0	m	1/50 profiles (7m)		
Roller tube Ø70 mm	74.60X0.0000	74.60X0.0000	74.60X0.0000	-	-	-	-	m	1/39 profiles (5 or 7m)	< 3999mm	
Roller tube Ø78 mm	74.70x0.0000	74.70x0.0000	74.70x0.0000	4,0	5,0	-	-	m	1/28 profiles (5 or 7m)	< 5499mm	
Roller tube Ø85 mm	74.85x0.0000	74.85x0.0000	74.85x0.0000	-	-	6,0	7,0	m	1/23 profiles (6 or 7m)	≥ 5500mm	
Std Front Profile											
Front tube 59x57 mm	74.93x0.0001	74.93x0.0182	74.93x0.0914	4,0	5,0	6,0	7,0	m	6 profiles (5 or 7m)		
Locking profile	71.5601.0000	71.5601.0000	71.5601.0000	12,0	15,0	18,0	21,0	m	144 / 1440		
End cap Front tube											
59x57mm	71.2293.0001	71.2293.0182	71.2293.0049	1	1	1	1	Pair	40		
Screw (Endcap)	66.1093.0000	66.1093.0000	66.1093.0000	2	2	2	2	PCS	100		
Fabric lock	71.5613.0000	71.5613.0000	71.5613.0000	4	4	4	4	PCS	100		
Components											
Installation bracket											
Wall	71.2792.0001	71.2792.0182	71.2792.0914	2	4	4	6	PCS	30		
Installation screw	66.1209.0000	66.1209.0000	66.1209.0000	4	8	8	10	PCS	25		
Plastic cover	71.2413.0001	71.2413.0182	71.2417.0049	4	8	8	10	PCS	100		
End bracket	71.2790.0001	71.2790.0182	71.2790.0914	2	2	2	2	PCS	40		
Screw	66.1049.0000	66.1049.0000	66.1049.0000	2	2	2	2	PCS	100		
End cover Round	71.2290.0001	71.2290.0182	71.2290.0049	2	2	2	2	PCS	40		
Screw	66.1066.0000	66.1066.0000	66.1066.0000	4	4	4	4	PCS	100		
End cover Square	71.2292.0001	71.2292.0182	71.2292.0049	2	2	2	2	PCS	40		
Bushing	72.3106.0000	72.3106.0000	72.3106.0000	1	1	1	1	PCS	20		
Drive bushing 22 mm											
Ø70mm	72.3102.0000	72.3102.0000	72.3102.0000	-	-	-	-	PCS	10		< 3999mm
Drive bushing 22 mm											
Ø78mm	72.3304.0000	72.3304.0000	72.3304.0000	1	1	-	-	PCS	10		< 5499mm
Drive bushing 20 mm											
Ø85mm	72.3312.0000	72.3312.0000	72.3312.0000	-	-	1	1	PCS	10		≥ 5500mm

Bill of material: FA42 (Classic) Page 2 of 2

	Colour			Qty				Unit	Pack [Unit]	Notes
	[White]	[Silver]	[Black]	4.0 m	5.0 m	6.0 m	7.0 m			
Bracket	71.2797.0001	71.2797.0182	71.2797.0914	-	-	2	2	PCS	1	Only if not using Ø85mm roller tube
Bolt	66.1094.0000	66.1094.0000	66.1094.0000	-	-	4	4	PCS	100	
T-slotted bolt	66.1030.0000	66.1030.0000	66.1030.0000	-	-	4	4	PCS	100	
Flange nut	66.1155.0000	66.1155.0000	66.1155.0000	-	-	4	4	PCS	100	
Centre support	71.4604.0000	71.4604.0000	71.4604.0000	-	-	2	2	PCS	5	
With Gear										
Drive bushing 40 mm Ø70mm	72.3115.0000	72.3115.0000	72.3115.0000	-	-	-	-	PCS	10	< 3999mm
Drive bushing 40 mm Ø78mm	72.3302.0000	72.3302.0000	72.3302.0000	1	1	-	-	PCS	10	
Drive bushing 33 mm Ø85mm	72.3305.0000	72.3305.0000	72.3305.0000	-	-	1	1	PCS	10	≥ 5500mm
Gear 8.5:1 30 Nm	72.3601.0001	72.3601.0182	72.3601.0914	1	1	1	-	PCS	20	
Gear 13:1 35 Nm	72.3604.0000	72.3604.0000	72.3604.0049	-	-	-	1	PCS	1	when 3 arms
Crank handle	72.3216.7035	72.3216.7035	72.3216.0049	1	1	1	1	PCS	10	
Bolt	66.1020.0000	66.1020.0000	66.1020.0000	2	2	2	2	PCS	100	
Washer	66.1100.0000	66.1100.0000	66.1100.0000	2	2	2	2	PCS	100	
With Motor										
Tubular Motor	from motor supplier									
Motor Bracket	from motor supplier									
Crown	from motor supplier									
Drive Bushing	from motor supplier									
Optional Hood										
Hood profile 308 mm	74.68x0.0001	74.68x0.0182	74.68x0.0914	4,05	5,05	6,05	7,05	m	2 profiles (5.05 or 7.05 m)	
Hood bracket	71.2799.0001	71.2799.0182	71.2799.0914	3	4	5	5	PCS	25	
T-slotted bolt	66.1035.0000	66.1035.0000	66.1035.0000	6	8	10	10	PCS	100	
Flange nut	66.1151.0000	66.1151.0000	66.1151.0000	6	8	10	10	PCS	100	
Bolt M6x 55	66.1022.0000	66.1022.0000	66.1022.0000	3	4	5	5	PCS	100	
Plastic cover	71.2410.0001	71.2410.0182	71.2410.0049	3	4	5	5	PCS	100	
Hood side cover	71.2607.0001	71.2607.0182	71.2607.0914	1	1	1	1	Pair	4	

Bill of material: FA44 (Design brackets) Page 1 of 2

	Colour			Qty				Unit	Pack	Notes
	[White]	[Silver]	[Black]	4.0 m	5.0 m	6.0 m	7.0 m		[Unit]	
Folding arms										
Folding arm 1.0 m	73.9010.0001	73.9010.0182	73.9010.0914	1	1	1	1.5	Pair	1	Non stock item
Folding arm 1.6 m	73.9016.0001	73.9016.0182	73.9016.0914	1	1	1	1,5	Pair	1	
Folding arm 2.0 m	73.9020.0001	73.9020.0182	73.9020.0914	1	1	1	1,5	Pair	1	
Folding arm 2.5 m	73.9025.0001	73.9025.0182	73.9025.0914	1	1	1	1,5	Pair	1	
Folding arm 3.0 m	73.9030.0001	73.9030.0182	73.9030.0914	1	1	1	1,5	Pair	1	
Folding arm 3.5 m	73.9035.0001	73.9035.0182	73.9035.0914	1	1	1	1,5	Pair	1	
Folding arm 4.0 m	73.9040.0001	73.9040.0182	73.9040.0914	1	1	1	-	Pair	1	
T-slotted bolt	66.1035.0000	66.1035.0000	66.1035.0000	4	4	4	6	PCS	100	
Flange nut	66.1151.0000	66.1151.0000	66.1151.0000	4	4	4	6	PCS	100	
Plastic cover	71.2413.0001	71.2413.0182	71.2413.0049	4	4	4	6	PCS	100	
Arm Brackets										
Std Arm Bracket	73.9001.0001	73.9001.0182	73.9001.0914	1	1	1	1,5	PCS	1 pair	
	73.9002.0001	73.9002.0182	73.9002.0914						5 pair	
or										
PC Arm Bracket	73.9005.0001	73.9005.0182	73.9005.0914	1	1	1	1,5	PCS	1 pair	
	73.9006.0001	73.9006.0182	73.9006.0914						5 pair	
Profiles										
Square tube										
40x40x2.0 mm	74.4150.0001	74.4150.0182	74.4150.0914	4,0	5,0	-	-	m	1/50 profiles (5m)	
Square tube										
40x40x2.0 mm	74.4170.0001	74.4170.0182	74.4170.0914	-	-	6,0	7,0	m	1/50 profiles (7m)	
Roller tube Ø70 mm	74.60X0.0000	74.60X0.0000	74.60X0.0000	-	-	-	-	m	1/39 profiles (5 or 7m)	< 3999mm
Roller tube Ø78 mm	74.70x0.0000	74.70x0.0000	74.70x0.0000	4,0	5,0	-	-	m	1/28 profiles (5 or 7m)	< 5499mm
Roller tube Ø85 mm	74.85x0.0000	74.85x0.0000	74.85x0.0000	-	-	6,0	7,0	m	1/23 profiles (6 or 7m)	≥ 5500mm
Std Front Profile										
Front tube 59x57 mm	74.93x0.0001	74.93x0.0182	74.93x0.0914	4,0	5,0	6,0	7,0	m	6 profiles (5 or 7m)	
Locking profile	71.5601.0000	71.5601.0000	71.5601.0000	12,0	15,0	18,0	21,0	m	144 / 1440	
End cap Front tube										
59x57mm	71.2293.0001	71.2293.0182	71.2293.0914	1	1	1	1	Pair	50	
Screw (Endcap)	66.1093.0000	66.1093.0000	66.1093.0000	2	2	2	2	PCS	100	
Fabric lock	71.5613.0000	71.5613.0000	71.5613.0000	4	4	4	4	PCS	100	
Roll Down Vallance										
Front Tube Roller										
Valance Kit	74.95X0.0001	74.95X0.0182	74.95X0.0914	4,0	5,0	6,0	7,0	m	1 pack (5 or 7m)	Incl. Front Profile, Bottom Profile & Roller Tube Ø39mm
Endcap Front										
Valance Comp Kit										
L+R	71.2295.0001	71.2295.0182	71.2295.0914	1	1	1	1	Pair	1	Incl. End Caps, Inner Gables, Gear, Drive- & roller bushings, bottom end caps.
Screw	66.1093.0000	66.1093.0000	66.1093.0000	4	4	4	4	PCS	100	
Screw	66.1066.0000	66.1066.0000	66.1066.0000	6	6	6	6	PCS	100	

Bill of material: FA44 (Design brackets) Page 2 of 2

	Colour			Qty				Unit	Pack	Notes
	[White]	[Silver]	[Black]	4.0 m	5.0 m	6.0 m	7.0 m		[Unit]	
Components										
Wall Bracket	71.2795.0001	71.2795.0182	71.2795.0914	2	4	4	6	PCS	20	
Installation screw	66.1209.0000	66.1209.0000	66.1209.0000	4	8	8	12	PCS	25	
End bracket Design	71.2791.0001	71.2791.0182	71.2791.0914	1	1	1	1	Pair	10	
End cover Round Design	71.2291.0001	71.2291.0182	71.2291.0049	2	2	2	2	PCS	20	
Bushing	72.3106.0000	72.3106.0000	72.3106.0000	1	1	1	1	PCS	20	
Drive bushing 22 mm Ø70mm	72.3102.0000	72.3102.0000	72.3102.0000	-	-	-	-	PCS	10	< 3999mm
Drive bushing 22 mm Ø78mm	72.3304.0000	72.3304.0000	72.3304.0000	1	1	-	-	PCS	10	< 5499mm
Drive bushing 20 mm Ø85mm	72.3312.0000	72.3312.0000	72.3312.0000	-	-	1	1	PCS	10	≥ 5500mm
Bracket	71.2797.0001	71.2797.0182	71.2797.0914	-	-	2	2	PCS	1	Only if not using Ø85mm roller tube
Bolt	66.1094.0000	66.1094.0000	66.1094.0000	-	-	4	4	PCS	100	
T-slotted bolt	66.1030.0000	66.1030.0000	66.1030.0000	-	-	4	4	PCS	100	
Flange nut	66.1155.0000	66.1155.0000	66.1155.0000	-	-	4	4	PCS	100	
Centre support	71.4604.0000	71.4604.0000	71.4604.0000	-	-	2	2	PCS	5	
With Gear										
Drive bushing 40 mm Ø70mm	72.3115.0000	72.3115.0000	72.3115.0000	-	-	-	-	PCS	10	< 3999mm
Drive bushing 40 mm Ø78mm	72.3302.0000	72.3302.0000	72.3302.0000	1	1	-	-	PCS	10	< 5499mm
Drive bushing 33 mm Ø85mm	72.3305.0000	72.3305.0000	72.3305.0000	-	-	1	1	PCS	10	≥ 5500mm
Gear 8.5:1 30 Nm	72.3601.0001	72.3601.0182	72.3601.0914	1	1	1	-	PCS	20	when 3 arms
Gear 13:1 35 Nm	72.3604.0000	72.3604.0000	72.3604.0049	-	-	-	1	PCS	1	
Crank handle	72.3216.7035	72.3216.7035	72.3216.0049	1	1	1	1	PCS	10	
Bolt	66.1020.0000	66.1020.0000	66.1020.0000	2	2	2	2	PCS	100	
Washer	66.1100.0000	66.1100.0000	66.1100.0000	2	2	2	2	PCS	100	
With Motor										
Tubular Motor	from motor supplier									
Motor Bracket	from motor supplier									
Crown	from motor supplier									
Drive Bushing	from motor supplier									
Optional Hood										
Hood profile 308 mm	74.68x0.0001	74.68x0.0182	74.68x0.0914	4,05	5,05	6,05	7,05	m	2 profiles (5.05 or 7.05 m)	
Hood bracket	71.2799.0001	71.2799.0182	71.2799.0914	3	4	5	5	PCS	25	
T-slotted bolt	66.1035.0000	66.1035.0000	66.1035.0000	6	8	10	10	PCS	100	
Flange nut	66.1151.0000	66.1151.0000	66.1151.0000	6	8	10	10	PCS	100	
Bolt M6x 55	66.1022.0000	66.1022.0000	66.1022.0000	3	4	5	5	PCS	100	
Plastic cover	71.2410.0001	71.2410.0182	71.2410.0049	3	4	5	5	PCS	100	
Hood side cover	71.2607.0001	71.2607.0182	71.2607.0914	1	1	1	1	Pair	4	

Bill of material: FA45 (Cross-Over arms) Page 1 of 2

	Colour [White]	[Silver]	[Black]	2.0 m	Qty 3.0 m	4.0 m	Unit	Pack [Unit]	Notes
Folding arms									
Folding arm 1.0 m	73.9010.0001	73.9010.0182	73.9010.0914	1	1	1	Pair	1	Non stock item
Folding arm 1.6 m	73.9016.0001	73.9016.0182	73.9016.0914	1	1	1	Pair	1	
Folding arm 2.0 m	73.9020.0001	73.9020.0182	73.9020.0914	1	1	1	Pair	1	
Folding arm 2.5 m	73.9025.0001	73.9025.0182	73.9025.0914	1	1	1	Pair	1	
Folding arm 3.0 m	73.9030.0001	73.9030.0182	73.9030.0914	1	1	1	Pair	1	
Folding arm 3.5 m	73.9035.0001	73.9035.0182	73.9035.0914	1	1	1	Pair	1	
Folding arm 4.0 m	73.9040.0001	73.9040.0182	73.9040.0914	1	1	1	Pair	1	
T-slotted bolt	66.1035.0000	66.1035.0000	66.1035.0000	4	4	4	PCS	100	
Flange nut	66.1151.0000	66.1151.0000	66.1151.0000	4	4	4	PCS	100	
Plastic cover	71.2413.0001	71.2413.0182	71.2413.0049	4	4	4	PCS	100	
Arm Brackets									
Std Arm Bracket	73.9001.0001	73.9001.0182	73.9001.0914	0,5	0,5	0,5	pair	1	
Cross-Over Kit	73.9003.0001	73.9003.0182	73.9003.0914	1	1	1	PCS	1	
Profiles									
Square tube									
40x40x2.0 mm	74.4150.0001	74.4150.0182	74.4150.0914	2,0	3,0	4,0	m	1/50 profiles (5m)	
Square tube									
40x40x2.0 mm	74.4170.0001	74.4170.0182	74.4170.0914	-	-	-	m	1/50 profiles (7m)	
Roller tube Ø70 mm	74.60X0.0000	74.60X0.0000	74.60X0.0000	2,0	3,0	-	m	1/39 profiles (5 or 7m) < 3999mm	
Roller tube Ø78 mm	74.70x0.0000	74.70x0.0000	74.70x0.0000	-	-	4,0	m	1/28 profiles (5 or 7m) < 5499mm	
Std Front Profile									
Front tube 59x57 mm	74.93x0.0001	74.93x0.0182	74.93x0.0914	2,0	3,0	4,0	m	6 profiles (5 or 7m)	
Locking profile	71.5601.0000	71.5601.0000	71.5601.0000	6,0	9,0	12,0	m	144 / 1440	
End cap Front tube									
59x57mm	71.2293.0001	71.2293.0182	71.2293.0914	1	1	1	Pair	50	
Screw (Endcap)	66.1093.0000	66.1093.0000	66.1093.0000	2	2	2	PCS	100	
Fabric lock	71.5613.0000	71.5613.0000	71.5613.0000	4	4	4	PCS	100	
Roll Down Vallance									
Front Tube Roller									
Valance Kit	74.95X0.0001	74.95X0.0182	74.95X0.0914	2,0	3,0	4,0	m	1 pack (5 or 7m) Incl. Front Profile, Bottom Profile & Roller Tube Ø39mm	
Endcap Front Valance									
Comp Kit L+R	71.2295.0001	71.2295.0182	71.2295.0914	1	1	1	Pair	1 Incl. End Caps, Inner Gables, Gear, Drive- & roller bushings , bottom end caps.	
Screw	66.1093.0000	66.1093.0000	66.1093.0000	4	4	4	PCS	100	
Screw	66.1066.0000	66.1066.0000	66.1066.0000	6	6	6	PCS	100	
Components									
Wall Bracket	71.2795.0001	71.2795.0182	71.2795.0914	2	2	2	PCS	20	
Installation screw	66.1209.0000	66.1209.0000	66.1209.0000	4	4	4	PCS	50	
End bracket Design	71.2791.0001	71.2791.0182	71.2791.0914	1	1	1	Pair	10	
End cover									
Round Design	71.2291.0001	71.2291.0182	71.2291.0049	2	2	2	PCS	40	
Bushing	72.3106.0000	72.3106.0000	72.3106.0000	1	1	1	PCS	20	
Drive bushing									
22 mm Ø70mm	72.3102.0000	72.3102.0000	72.3102.0000	1	1	-	PCS	10	< 3999mm
Drive bushing									
22 mm Ø78mm	72.3304.0000	72.3304.0000	72.3304.0000	-	-	1	PCS	10	< 5499mm

Bill of material: FA45 (Cross-Over arms) Page 2 of 2

	Colour			Qty				Unit	Pack	Notes
	[White]	[Silver]	[Black]	2.0 m	3.0 m	4.0 m			[Unit]	
With Gear										
Drive bushing 40 mm Ø70mm	72.3115.0000	72.3115.0000	72.3115.0000	1	1	-		PCS	10	< 3999mm
Drive bushing 40 mm Ø78mm	72.3302.0000	72.3302.0000	72.3302.0000	-	-	1		PCS	10	< 5499mm
Gear 8.5:1 30 Nm	72.3601.0001	72.3601.0182	72.3601.0914	1	1	1		PCS	20	
Crank handle	72.3216.7035	72.3216.7035	72.3216.0049	1	1	1		PCS	10	
Bolt	66.1020.0000	66.1020.0000	66.1020.0000	2	2	2		PCS	100	
Washer	66.1100.0000	66.1100.0000	66.1100.0000	2	2	2		PCS	100	
With Motor										
Tubular Motor	from motor supplier									
Motor Bracket	from motor supplier									
Crown	from motor supplier									
Drive Bushing	from motor supplier									
Optional Hood										
Hood profile 308 mm	74.68x0.0001	74.68x0.0182	74.68x0.0914	4,05	5,05	6,05	7,05	m	2 profiles (5.05 or 7.05 m)	
Hood bracket	71.2799.0001	71.2799.0182	71.2799.0914	3	4	5	5	PCS	25	
T-slotted bolt	66.1035.0000	66.1035.0000	66.1035.0000	6	8	10	10	PCS	100	
Flange nut	66.1151.0000	66.1151.0000	66.1151.0000	6	8	10	10	PCS	100	
Bolt M6x 55	66.1022.0000	66.1022.0000	66.1022.0000	3	4	5	5	PCS	100	
Plastic cover	71.2410.0001	71.2410.0182	71.2410.0049	3	4	5	5	PCS	100	
Hood side cover	71.2607.0001	71.2607.0182	71.2607.0914	1	1	1	1	Pair	4	

Bill of material: FA46 (Fabric Beam) Page 1 of 2

	Colour			Qty				Unit	Pack	Notes
	[White]	[Silver]	[Black]	4.0 m	5.0 m	6.0 m	7.0 m		[Unit]	
Folding arms										
Folding arm 1.6 m	73.9416.0001	73.9416.0182	73.9416.0914	1	1	1	1,5	Pair	1	
Folding arm 2.0 m	73.9420.0001	73.9420.0182	73.9420.0914	1	1	1	1,5	Pair	1	
Folding arm 2.5 m	73.9425.0001	73.9425.0182	73.9425.0914	1	1	1	1,5	Pair	1	
Folding arm 3.0 m	73.9430.0001	73.9430.0182	73.9430.0914	1	1	1	1,5	Pair	1	
Folding arm 3.5 m	73.9435.0001	73.9435.0182	73.9435.0914	1	1	1	1,5	Pair	1	
Folding arm 4.0 m	73.9440.0001	73.9440.0182	73.9440.0914	1	1	1	-	Pair	1	
T-slotted bolt	66.1035.0000	66.1035.0000	66.1035.0000	4	4	4	6	PCS	100	
Flange nut	66.1151.0000	66.1151.0000	66.1151.0000	4	4	4	6	PCS	100	
Plastic cover	71.2413.0001	71.2413.0182	71.2413.0049	4	4	4	6	PCS	100	
Arm Brackets										
Std Arm Bracket	73.9001.0001	73.9001.0182	73.9001.0914	1	1	1	1,5	PCS	1 pair	
	73.9002.0001	73.9002.0182	73.9002.0914						5 pair	
or										
PC Arm Bracket	73.9005.0001	73.9005.0182	73.9005.0914	1	1	1	1,5	PCS	1 pair	
	73.9006.0001	73.9006.0182	73.9006.0914						5 pair	
Profiles										
Square tube										
40x40x2.0 mm	74.4150.0001	74.4150.0182	74.4150.0914	4,0	5,0	-	-	m	1/50 profiles (5m)	
Square tube										
40x40x2.0 mm	74.4170.0001	74.4170.0182	74.4170.0914	-	-	6,0	7,0	m	1/50 profiles (7m)	
Roller tube Ø70 mm	74.60X0.0000	74.60X0.0000	74.60X0.0000	-	-	-	-	m	1/39 profiles (5 or 7m)	< 3999mm
Roller tube Ø78 mm	74.70x0.0000	74.70x0.0000	74.70x0.0000	4,0	5,0	-	-	m	1/28 profiles (5 or 7m)	< 5499mm
Roller tube Ø85 mm	74.85x0.0000	74.85x0.0000	74.85x0.0000	-	-	6,0	7,0	m	1/23 profiles (6 or 7m)	≥ 5500mm
Std Front Profile										
Front tube 59x57 mm	74.93x0.0001	74.93x0.0182	74.93x0.0914	4,0	5,0	6,0	7,0	m	6 profiles (5 or 7m)	
Locking profile	71.5601.0000	71.5601.0000	71.5601.0000	12,0	15,0	18,0	21,0	m	144 / 1440	
End cap Front tube										
59x57mm	71.2293.0001	71.2293.0182	71.2293.0914	1	1	1	1	Pair	50	
Screw (Endcap)	66.1093.0000	66.1093.0000	66.1093.0000	2	2	2	2	PCS	100	
Fabric lock	71.5613.0000	71.5613.0000	71.5613.0000	4	4	4	4	PCS	100	
Fabric Beam										
Fabric Beam										
30x60mm	74.83x0.0001	74.83x0.0182	74.83x0.0914	1	1	1	1	PCS	1	
Sleeve 1.5 - 2.0m proj	71.5306.0001	71.5306.0182	71.5306.0914	2	2	2	3	PCS	10	
Sleeve 2.5 - 3.0m proj	71.5308.0001	71.5308.0182	71.5308.0914	2	2	2	3	PCS	10	
Sleeve 3.5 - 4.0m proj	71.5309.0001	71.5309.0182	71.5309.0914	2	2	2	3	PCS	10	
Components										
Wall Bracket	71.2795.0001	71.2795.0182	71.2795.0914	2	4	4	6	PCS	20	
Installation screw	66.1209.0000	66.1209.0000	66.1209.0000	4	8	8	12	PCS	25	
End bracket Design	71.2791.0001	71.2791.0182	71.2791.0914	1	1	1	1	Pair	10	
End cover										
Round Design	71.2291.0001	71.2291.0182	71.2291.0914	2	2	2	2	PCS	40	
Bushing	72.3106.0000	72.3106.0000	72.3106.0000	1	1	1	1	PCS	20	
Drive bushing										
22 mm Ø70mm	72.3102.0000	72.3102.0000	72.3102.0000	-	-	-	-	PCS	10	< 3999mm
Drive bushing										
22 mm Ø78mm	72.3304.0000	72.3304.0000	72.3304.0000	1	1	-	-	PCS	10	< 5499mm
Drive bushing										
20 mm Ø85mm	72.3312.0000	72.3312.0000	72.3312.0000	-	-	1	1	PCS	10	≥ 5500mm

Bill of material: FA46 (Fabric Beam) Page 2 of 2

	Colour			Qty				Unit	Pack [Unit]	Notes
	[White]	[Silver]	[Black]	4.0 m	5.0 m	6.0 m	7.0 m			
Bracket	71.2797.0001	71.2797.0182	71.2797.0914	-	-	2	2	PCS	1	Only if not using Ø85mm roller tube
Bolt	66.1094.0000	66.1094.0000	66.1094.0000	-	-	4	4	PCS	100	
T-slotted bolt	66.1030.0000	66.1030.0000	66.1030.0000	-	-	4	4	PCS	100	
Flange nut	66.1155.0000	66.1155.0000	66.1155.0000	-	-	4	4	PCS	100	
Centre support	71.4604.0000	71.4604.0000	71.4604.0000	-	-	2	2	PCS	5	
With Gear										
Drive bushing 40 mm Ø70mm	72.3115.0000	72.3115.0000	72.3115.0000	-	-	-	-	PCS	10	< 3999mm
Drive bushing 40 mm Ø78mm	72.3302.0000	72.3302.0000	72.3302.0000	1	1	-	-	PCS	10	< 5499mm
Drive bushing 33 mm Ø85mm	72.3305.0000	72.3305.0000	72.3305.0000	-	-	1	1	PCS	10	≥ 5500mm
Gear 8.5:1 30 Nm	72.3601.0001	72.3601.0182	72.3601.0914	1	1	1	1	PCS	20	when 3 arms
Gear 13:1 35 Nm	72.3604.0000	72.3604.0000	72.3604.0049	-	-	-	1	PCS	1	
Crank handle	72.3216.7035	72.3216.7035	72.3216.0049	1	1	1	1	PCS	10	
Bolt	66.1020.0000	66.1020.0000	66.1020.0000	2	2	2	2	PCS	100	
Washer	66.1100.0000	66.1100.0000	66.1100.0000	2	2	2	2	PCS	100	
With Motor										
Tubular Motor	from motor supplier									
Motor Bracket	from motor supplier									
Crown	from motor supplier									
Drive Bushing	from motor supplier									
Optional Hood										
Hood profile 308 mm	74.68x0.0001	74.68x0.0182	74.68x0.0914	4,05	5,05	6,05	7,05	m	2 profiles (5.05 or 7.05 m)	
Hood bracket	71.2799.0001	71.2799.0182	71.2799.0914	3	4	5	5	PCS	25	
T-slotted bolt	66.1035.0000	66.1035.0000	66.1035.0000	6	8	10	10	PCS	100	
Flange nut	66.1151.0000	66.1151.0000	66.1151.0000	6	8	10	10	PCS	100	
Bolt M6x 55	66.1022.0000	66.1022.0000	66.1022.0000	3	4	5	5	PCS	100	
Plastic cover	71.2410.0001	71.2410.0182	71.2410.0049	3	4	5	5	PCS	100	
Hood side cover	71.2607.0001	71.2607.0182	71.2607.0914	1	1	1	1	Pair	4	

Bill of material: FA48 (Cassette) Page 1 of 2

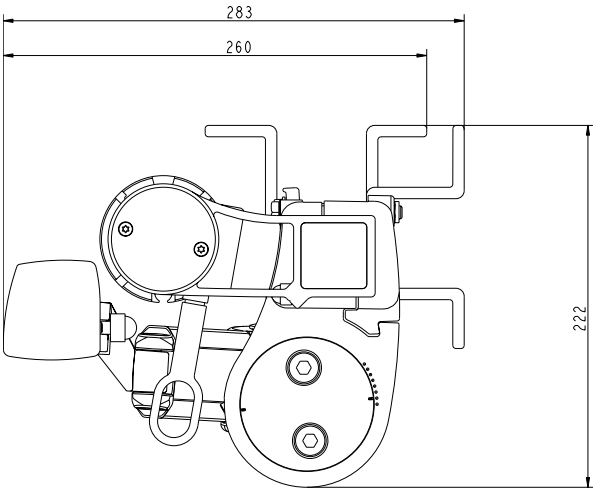
	Colour			Qty				Unit	Pack [Unit]	Notes
	[White]	[Silver]	[Black]	4.0 m	5.0 m	6.0 m	7.0 m			
Folding arms										
Folding arm 1.0 m	73.9010.0001	73.9010.0182	73.9010.0914	1	1	1	1.5	Pair	1	Non stock item
Folding arm 1.6 m	73.9016.0001	73.9016.0182	73.9016.0914	1	1	1	1,5	Pair	1	
Folding arm 2.0 m	73.9020.0001	73.9020.0182	73.9020.0914	1	1	1	1,5	Pair	1	
Folding arm 2.5 m	73.9025.0001	73.9025.0182	73.9025.0914	1	1	1	1,5	Pair	1	
Folding arm 3.0 m	73.9030.0001	73.9030.0182	73.9030.0914	1	1	1	1,5	Pair	1	
Folding arm 3.5 m	73.9035.0001	73.9035.0182	73.9035.0914	1	1	1	1,5	Pair	1	
T-slotted bolt	66.1035.0000	66.1035.0000	66.1035.0000	4	4	4	6	PCS	100	
Flange nut	66.1151.0000	66.1151.0000	66.1151.0000	4	4	4	6	PCS	100	
Plastic cover	71.2413.0001	71.2413.0182	71.2413.0049	4	4	4	6	PCS	100	
Arm Brackets										
Std Arm Bracket	73.9001.0001	73.9001.0182	73.9001.0914	1	1	1	1,5	PCS	1 pair	
	73.9002.0001	73.9002.0182	73.9002.0914						5 pair	
or										
PC Arm Bracket	73.9005.0001	73.9005.0182	73.9005.0914	1	1	1	1,5	PCS	1 pair	
	73.9006.0001	73.9006.0182	73.9006.0914						5 pair	
Profiles										
Square tube										
40x40x2.0 mm	74.4150.0001	74.4150.0182	74.4150.0914	4,0	5,0	-	-	m	1/50 profiles (5m)	
Square tube										
40x40x2.0 mm	74.4170.0001	74.4170.0182	74.4170.0914	-	-	6,0	7,0	m	1/50 profiles (7m)	
Roller tube 70 mm	74.60x0.0000	74.60x0.0000	74.60x0.0000	4,0	5,0	6,0	7,0	m	1/39 profiles (5 or 7m)	
Cassette profile	74.88x0.0001	74.88x0.0182	74.88x0.0914	4,0	5,0	6,0	7,0	m	4 profiles (5 or 7m)	
Top cover cassette	74.89x0.0001	74.89x0.0182	74.89x0.0914	4,0	5,0	6,0	7,0	m	4 profiles (5 or 7m)	
Semi Front Profile										
Front tube Semi	74.94x0.0001	74.94x0.0182	74.94x0.0914	4,0	5,0	6,0	7,0	m	4 profiles (5 or 7m)	
Locking profile	71.5601.0000	71.5601.0000	71.5601.0000	12,0	15,0	18,0	21,0	m	144 / 1440	
End cap	71.2264.0001	71.2264.0182	71.2264.0049	1	1	1	1	Pair	10	
Fabric lock	71.5613.0000	71.5613.0000	71.5613.0000	4	4	4	4	PCS	100	
Components										
Wall Bracket	71.2795.0001	71.2795.0182	71.2795.0914	2	4	4	6	PCS	20	
Installation screw	66.1209.0000	66.1209.0000	66.1209.0000	4	8	8	12	PCS	25	
End bracket	71.2715.0001	71.2715.0182	71.2715.0914	1	1	1	1	Pairs	5	
Screw	66.1048.0000	66.1048.0000	66.1048.0000	8	8	8	8	PCS	100	
End cover	71.2263.0001	71.2263.0182	71.2263.0049	2	2	2	2	PCS	20	
Plug	71.2401.0001	71.2401.0182	71.2401.0049	8	8	8	8	PCS	100	
Bushing	72.3106.0000	72.3106.0000	72.3106.0000	1	1	1	1	PCS	20	
Drive bushing 15 mm	72.3310.0000	72.3310.0000	72.3310.0000	1	1	1	1	PCS	10	
Centre support	71.4618.0001	71.4618.0182	71.4618.0049	3	3	4	5	PCS	20	
Cassette holder	71.2793.0001	71.2793.0182	71.2793.0914	3	3	3	3	PCS	12	
Bolt	66.1025.0000	66.1025.0000	66.1025.0000	3	3	3	3	PCS	100	
Washer	66.1108.0000	66.1108.0000	66.1108.0000	3	3	3	3	PCS	100	
Plastic cover	71.2413.0001	71.2413.0182	71.2413.0049	3	3	3	3	PCS	100	
End cover Square	71.2292.0001	71.2292.0182	71.2292.0049	2	2	2	2	PCS		

Bill of material: FA48 (Cassette) Page 2 of 2

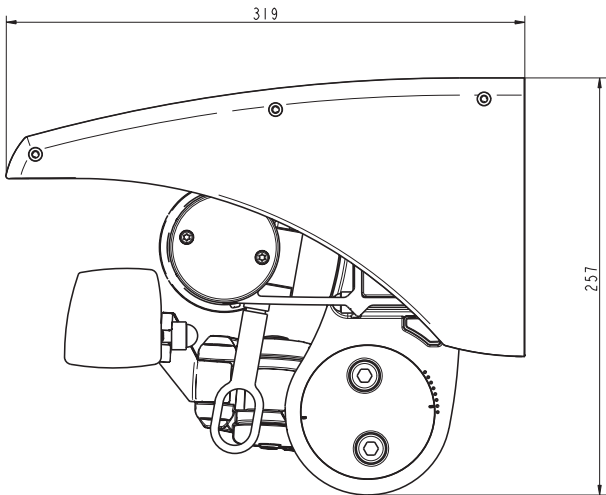
	Colour			Qty				Unit	Pack	Notes
	[White]	[Silver]	[Black]	4.0 m	5.0 m	6.0 m	7.0 m		[Unit	
With Motor										
Tubular Motor	from motor supplier									
Motor Bracket	from motor supplier									
Crown	from motor supplier									
Drive Bushing	from motor supplier									
Optional Cover Profile										
Cover profile 167 mm	74.91X0.0001	74.91X0.0182	74.91X0.0914	4,05	5,05	6,05	7,05	m	2 profiles (5 or 7m)	
Sealing Strip	77.6603.0000	77.6603.0000	77.6603.0000	4,05	5,05	6,05	7,05	m	100	
Hood bracket	71.2799.0001	71.2799.0182	71.2799.0914	3	4	5	5	PCS	25	
T-slotted bolt	66.1035.0000	66.1035.0000	66.1035.0000	6	8	10	10	PCS	100	
Flange nut	66.1151.0000	66.1151.0000	66.1151.0000	6	8	10	10	PCS	100	
Bolt M6x 55	66.1022.0000	66.1022.0000	66.1022.0000	3	4	5	5	PCS	100	
Plastic cover	71.2410.0001	71.2410.0182	71.2410.0049	3	4	5	5	PCS	100	

Installation views FA42

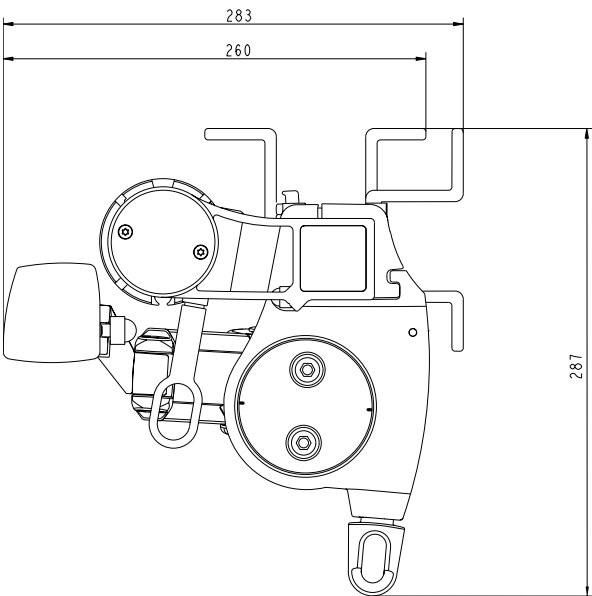
FA42



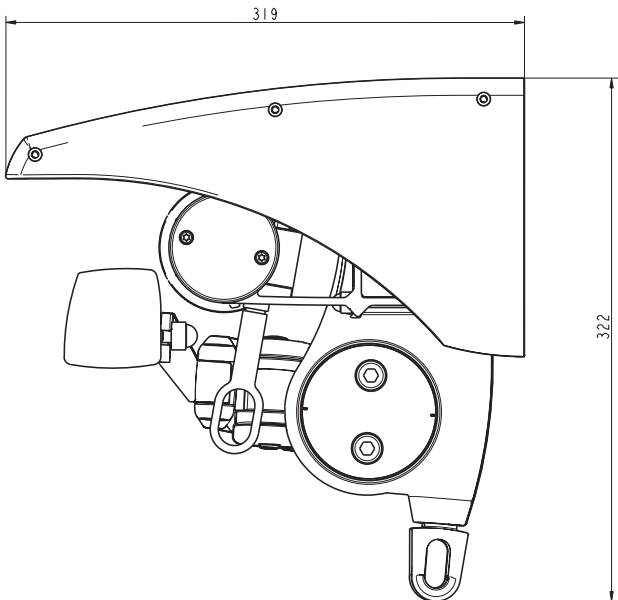
FA42 with Hood



FA42 with Pitch Control

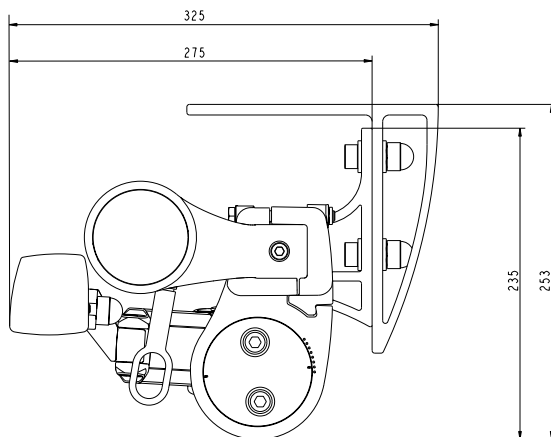


FA42 with Pitch Control & Hood

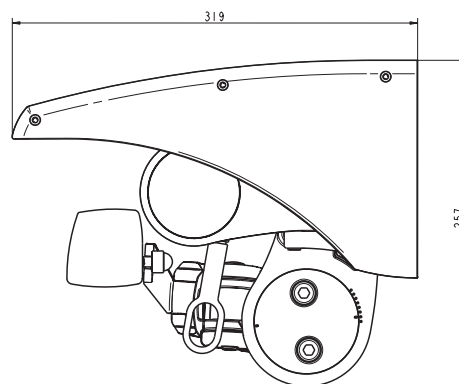


Installation views FA44

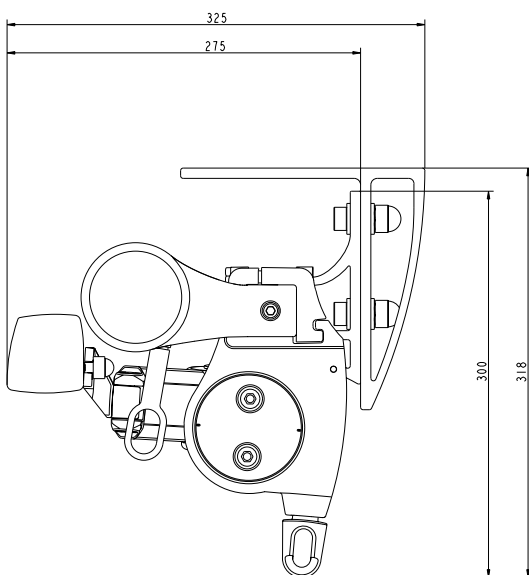
FA44



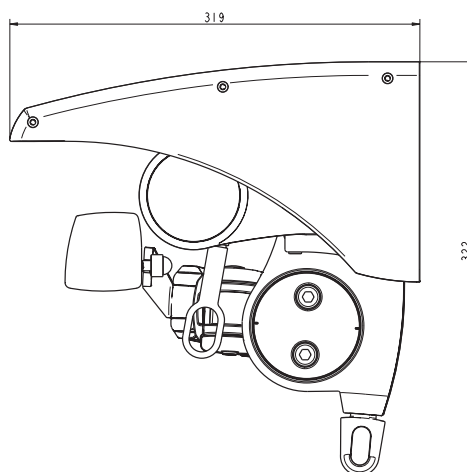
FA44 with Hood



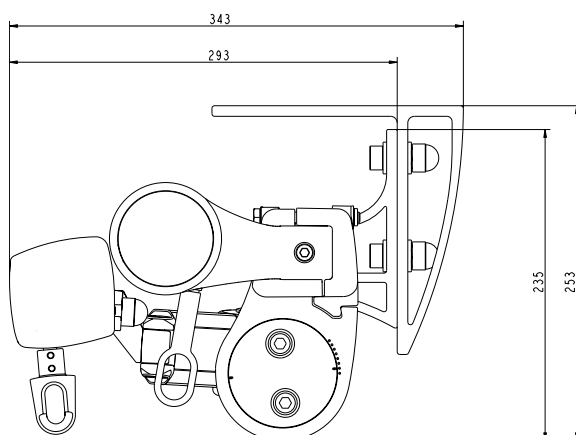
FA44 with Pitch Control



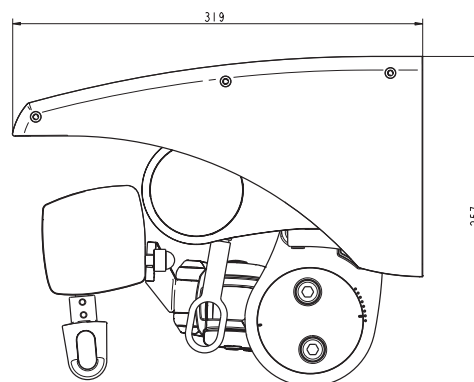
FA44 with Pitch Control & Hood



FA44 with Roller Vallance

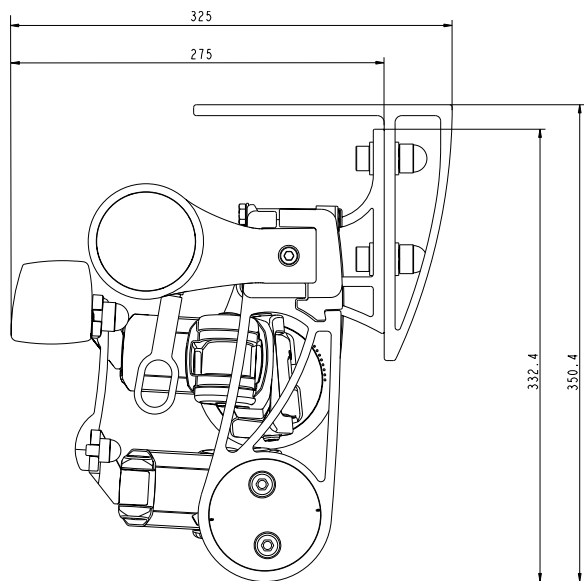


FA44 with Roller Vallance & Hood

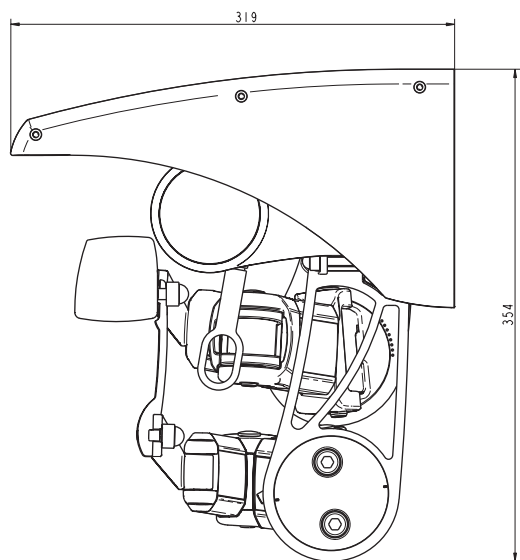


Installation views FA45

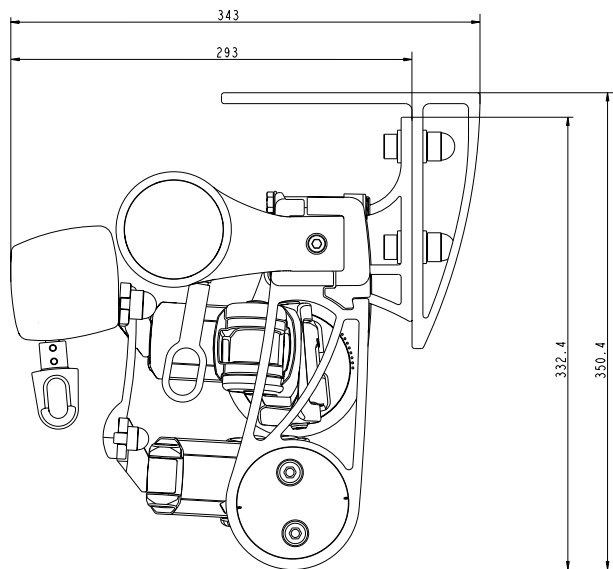
FA45



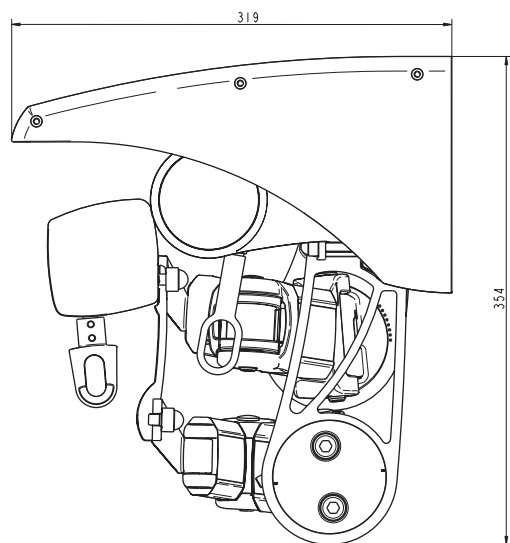
FA45 with Hood



FA45 with Roller Valance

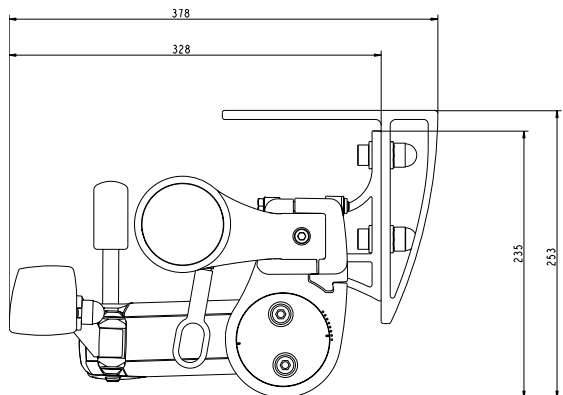


FA45 with Roller Valance & Hood

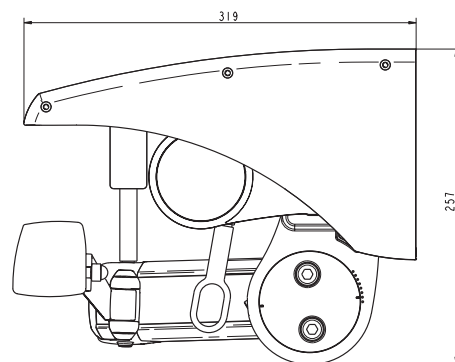


Installation views FA46

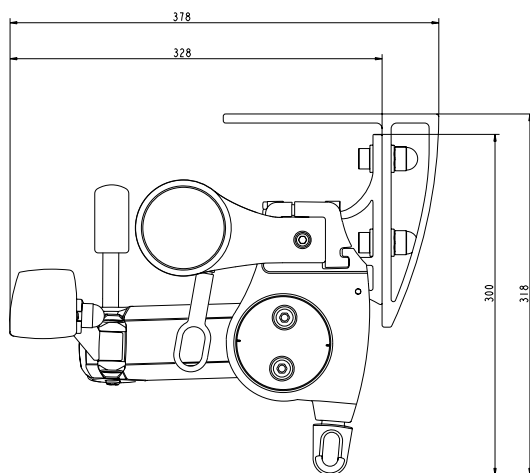
FA46



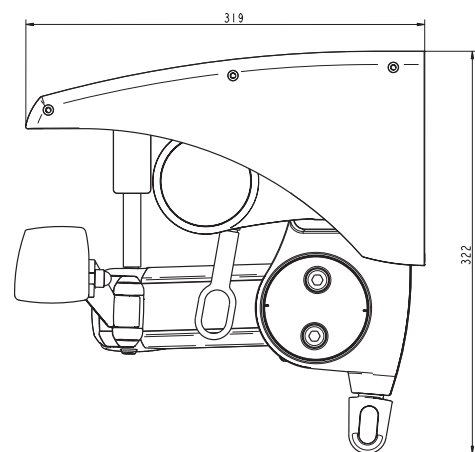
FA46 with Hood



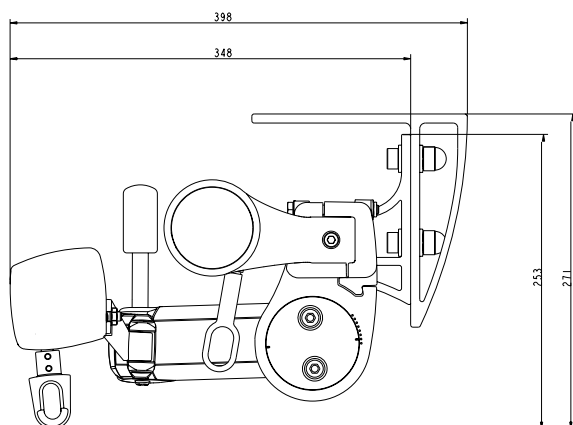
FA46 with Pitch Control



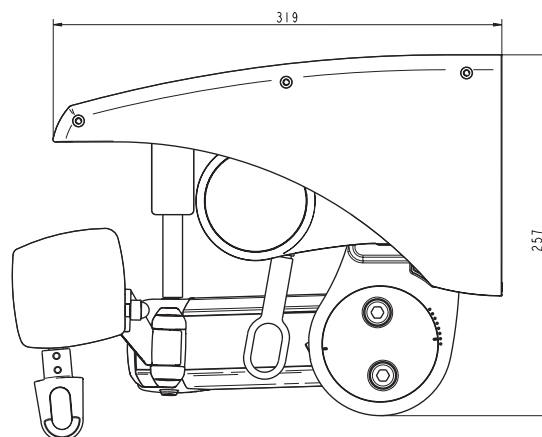
FA46 with Pitch Control & Hood



FA46 with Roller Vallance

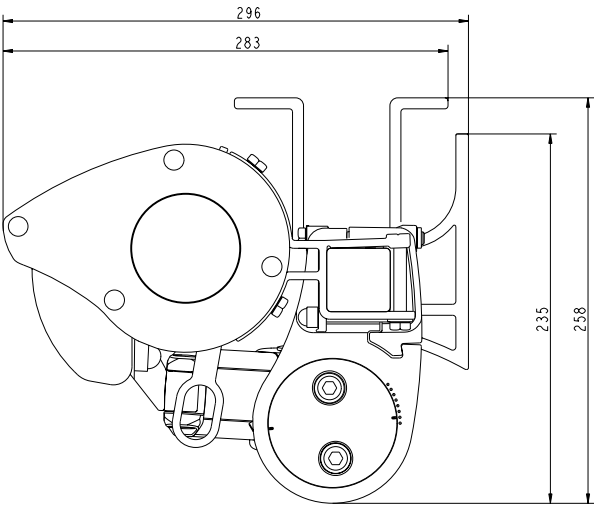


FA46 with Roller Vallance & Hood

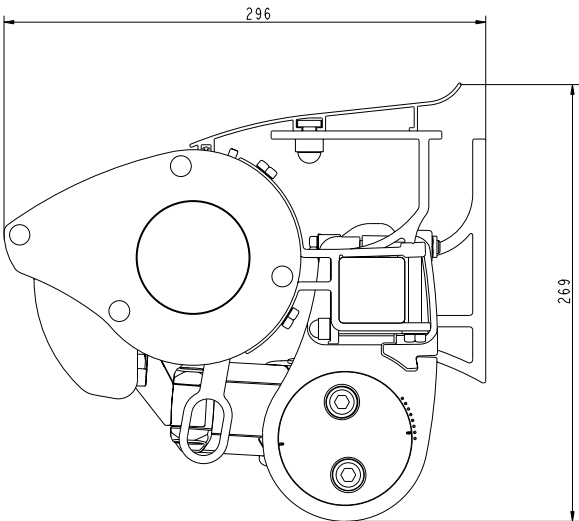


Installation views FA48

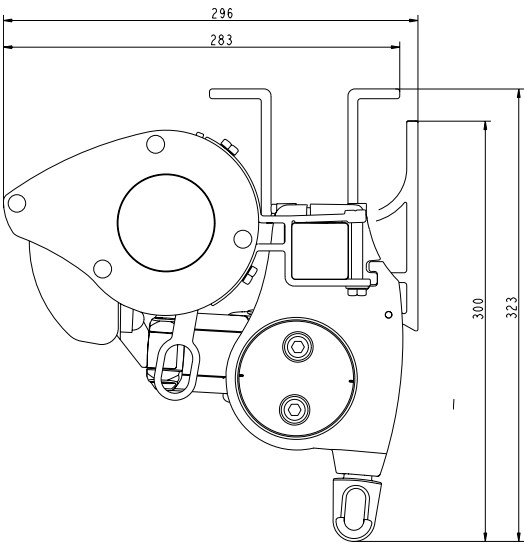
FA48



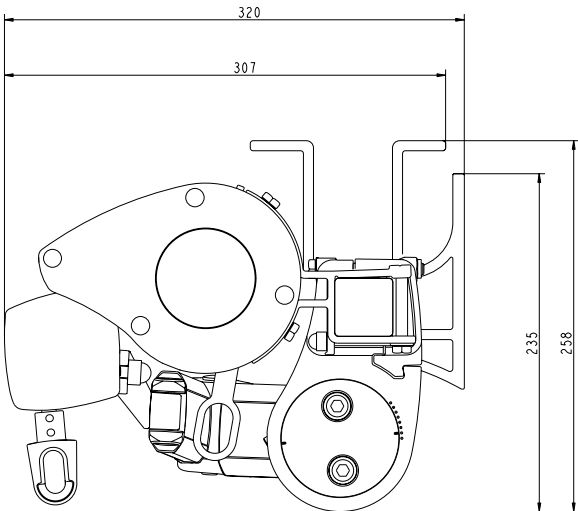
FA48 with Hood Profile



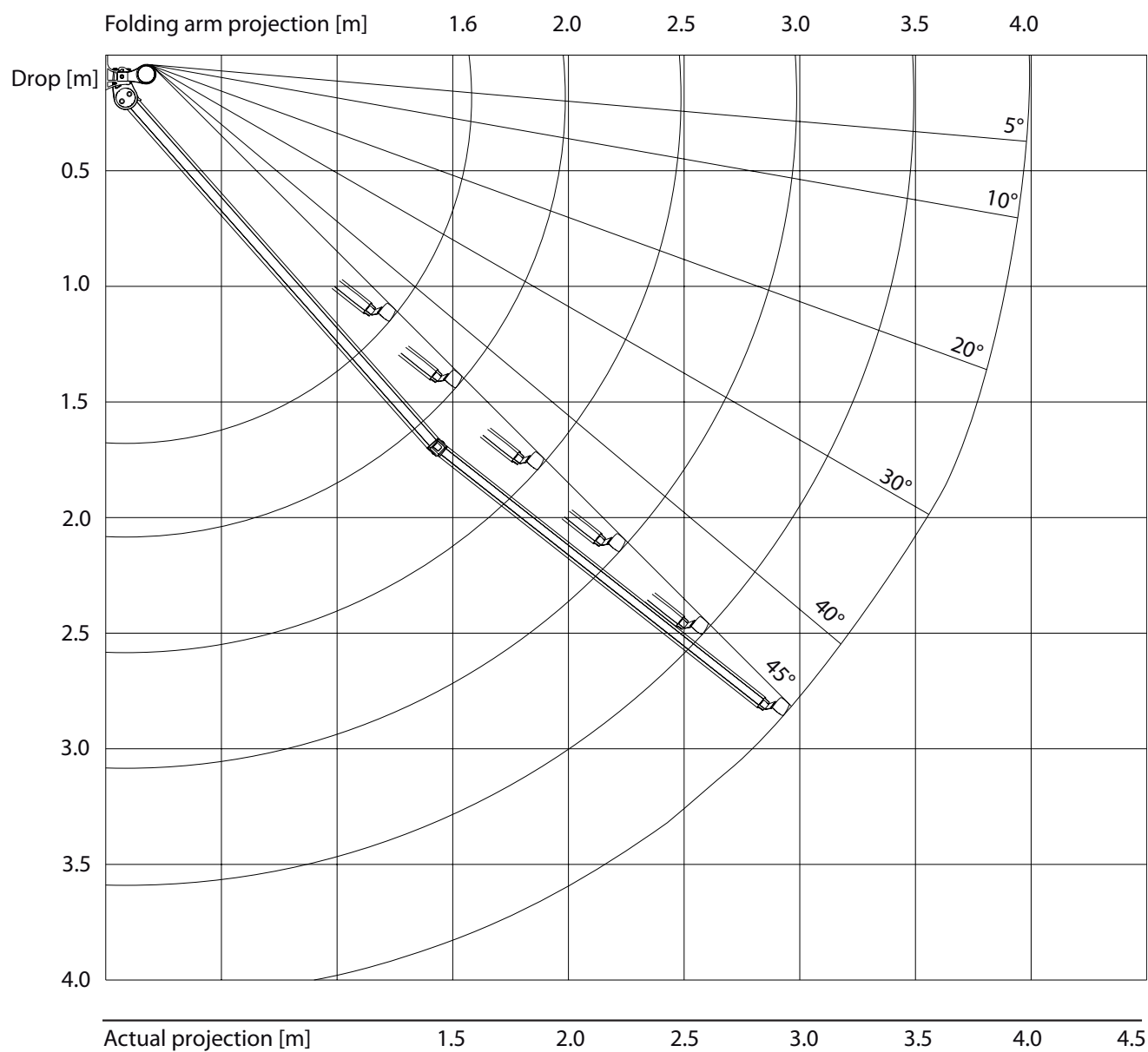
FA48 with Pitch Control



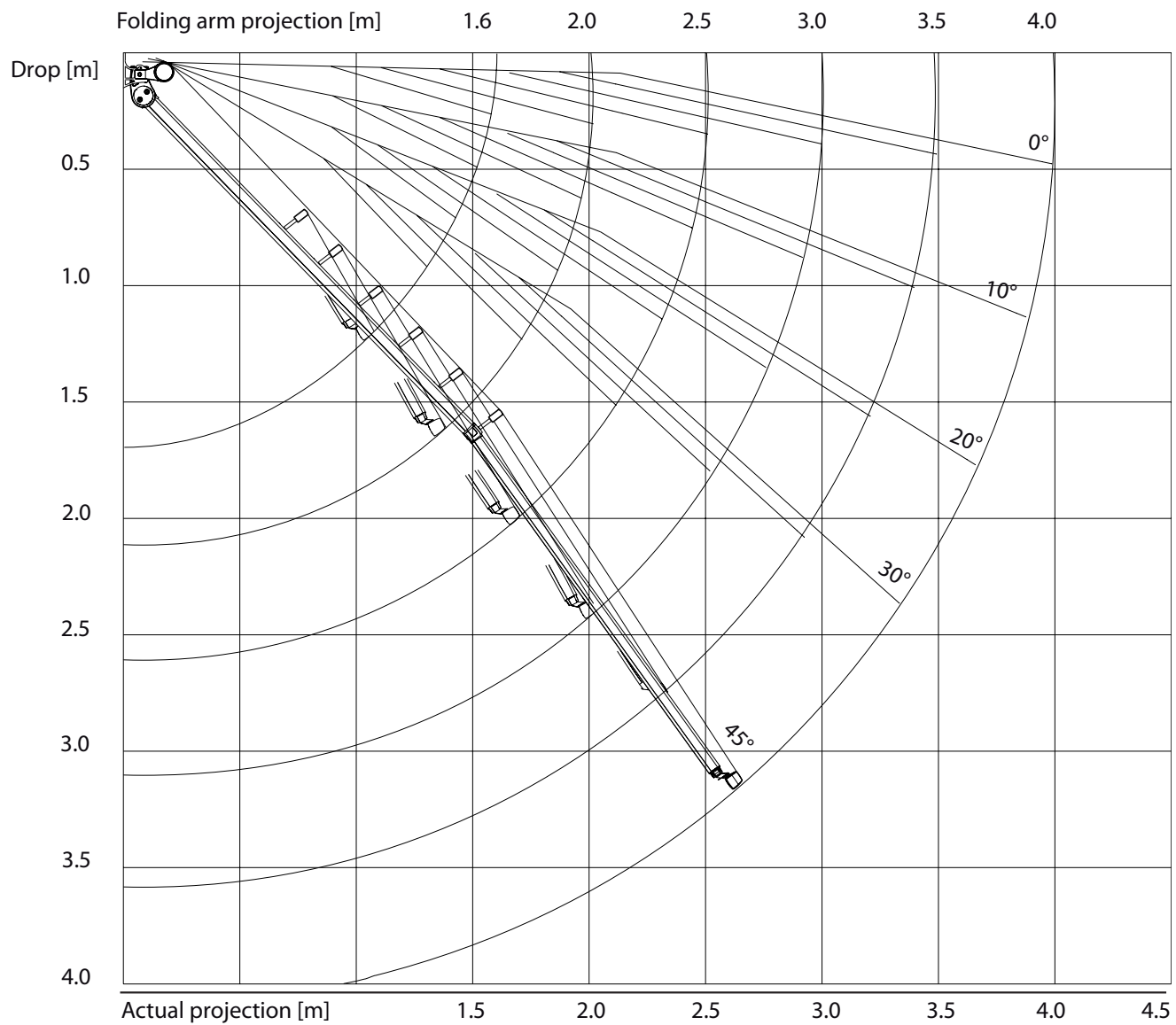
FA48 with Roller Valance



Projection and pitch diagram FA44



Projection and pitch diagram FA46



HUNTER DOUGLAS SCANDINAVIA

PO Box 541
SE-441 15 Alingsås
Sweden
Tel: +46-322 775 00
Fax: +46-322 775 29
E-mail: order@hunterdouglas.se



www.hunterdouglas.se