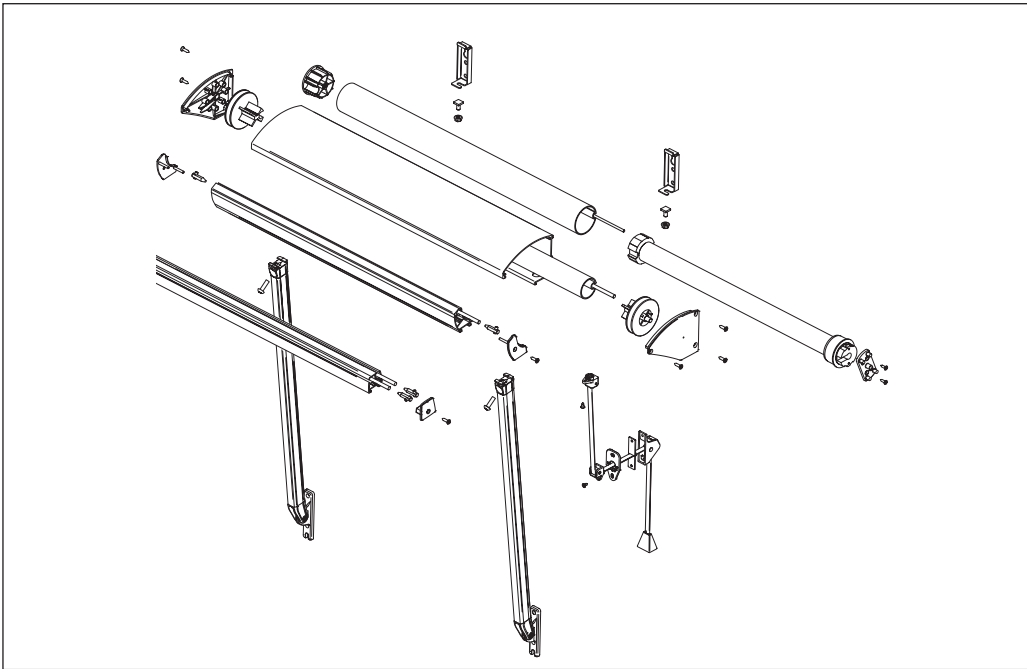
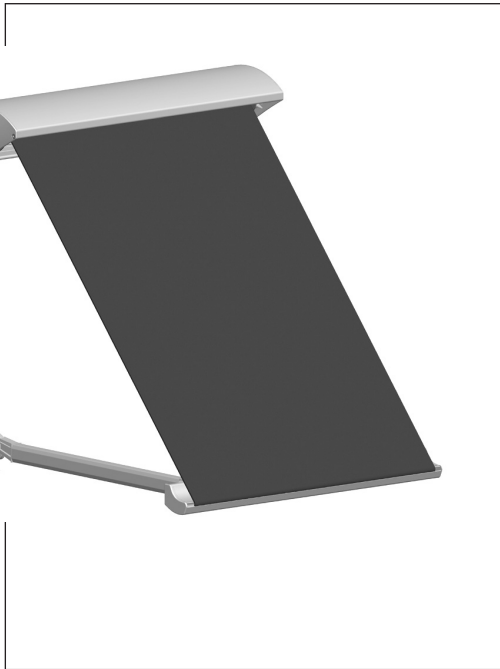


Window Awning 20-series & 30-series



WINDOW AWNING COMPONENT BOOK

DA22

DA32

VS24

VS34

BC26

INDEX

	Page
Beskrivning Description Beschreibung	2-4
Sprängskiss Exploded view Explosionsdarstellung	5-8
Komponenter Components Komponenten	9-31
Handverktyg Handtools Handwerkzeuge	32
Korsreferens Cross reference Zubehör	33
Manövrering Operation Bedienung	34
Kapmått Fabrication guidelines Abschneidemaße	35-36
Moment Torque Momento.....	37
Materialkalkyl Bill of material Komponenten Aufstellung	38-48
Byggmått Installation view Verschiedene Montagemöglichkeiten	49-52

FÖRKLARINGAR

* efter ett artikelnummer hänvisar till rekommenderad skruv etc.

EXPLANATIONS

* after an article number refers to recommended screw etc.

ERKLÄRUNGEN

* nach einer Bestellnummer weist auf empfohlene Schraube hin, usw.

Beskrivning

Användningsområde

DA22/32 är en kompakt fallarmsmarkis konstruerad för de flesta byggnader, t ex villor, radhus, kontor, butiker, skolor och sjukhus.

VS24/34 är en flexibel och dekorativ screen (rullgardinsmarkis) för de flesta byggnader, t ex villor, radhus, kontor, butiker, skolor och sjukhus.

BC26 är en kompakt fallarmsmarkis avsedd för inbyggda balkonger.

Manövrering

Utvändig eller invändig manövrering med terylenband, växel eller motor. Motorn kan kompletteras med automatiska styrningar, t ex fjärrkontroll eller sol- och vindautomatik.

Montering

Markisen monteras enkelt direkt på fönsterfodret, väggen eller i nisch. Nischkonsoler, som tillval, tillåter 45–185 mm justering i djupled.

Fallarmar

Armkomponenter är tillverkade av pressgjutet zink och armprofiler av strängpressat aluminium. Fallarmar med justerbar spänning för optimal dukspänning.

Armarna är utrustade med Dyneema®-lina över armfäste för ökad stabilitet och bättre kvalitet.

Som tillval finns Gasdämpare att sätta på armarna för att klara sig bättre vid hård vind och för att få en mjukare gång.

Justerbara nischkonsoller för fallarmarna finns som tillval.

Komponenter

Monteringskonsoler är tillverkade av förzinkat stål. Gavelbeslag är tillverkade av polyamid. Växlar är tillverkade av pressgjutet zink. Den löstagbara veven i stål är pulverlackerad. Bussningar för valsrör 39 och 54 mm är tillverkade av ABS. Pulverlackerade artiklar har färgnummer 0001 för vitt (RAL 9010), 0182 för silver, och 0914 för svart. Obehandlade eller galvaniserade artiklar har färgnummer 0000.

Ändskydd till frontprofil är tillverkade av polyeten eller polyoxymetylen, lagerbussning i polyamid. Plastskydd för fästelement är tillverkade av polyeten. Infärgade artiklar har färgnummer 0001 för vitt, 0049 för svart och 0182 för silver. Fästelement är tillverkade av rostfritt stål, förzinkat stål eller stål ytbehandlat med Dacro. 500 LC.

Profiler

Frontprofil, kassetprofil samt benställningen är tillverkade av strängpressat aluminium. Naturanodiserade aluminiumprofiler har färgnummer 0000, obehandlade 0100, vitanodiserade 0101 (RAL 9010) och pulverlackerade i vitt 0001 (RAL 9010), i silver 0182 och i svart 0914. Valsrör 39 och 54 mm är tillverkade av strängpressat aluminium.

Dimensioner DA22/32

Djup 80 mm, höjd 75 mm utan kassett.

Djup 135 mm, höjd 90 mm med kassett.

Utfall (m): 0.4, 0.5, 0.6, 0.7, 0.8, 0.9, 1.0 och 1.2

Max Bredd 3.2 m (4.0 m med 54 mm rör).

Seriekoppling upp till 10.0 m med motor.

Max 5 enheter.

Dimensioner VS24/34

Djup 80 mm, höjd 75 mm utan kassett.

Djup 135 mm, höjd 90 mm med kassett.

Max höjd 2.0 m.

Max Bredd 3.2 m (4.0 m med 54 mm rör).

Seriekoppling upp till 10.0 m med motor.

Max 5 enheter.

Dimensioner BC26

Utfall 0.8 m

Max höjd 2.5 m

Max bredd 4.0 m.

Ovanstående mått är rekommenderade maxmått som inte bör överskridas. Vid svåra monteringsförhållanden bör även dessa maxmått övervägas.

Icke standard artiklar

Artikelnummer märkt med "Nonstandard" lagerförs inte och har därför längre leveranstid. Minsta orderkvantitet (Min) gäller.

Vi förbehåller oss rätten till konstruktionsförändringar.

Description

Range of application

DA22/32 is a compact drop arm awning designed for most buildings, i.e. villas, town houses, offices, shops, schools and hospitals.

VS24/34 is a flexible and decorative screen (roller blind awning) for most buildings, i.e. villas, town houses, offices, shops, schools and hospitals.

BC26 is a compact drop arm awning specially designed for integrated balconies.

Operation

External or internal operation with tape, gear or motor. The motor can be completed with automatic controls, for example sun and wind sensors.

Installation

The awning can easily be installed directly onto the window architrave, the wall or into a recess. Optional recess brackets allow 45-185 mm depth adjustment.

Drop arms

The arm components are manufactured of pressure die casted zinc and the arm profiles of extruded aluminium. Drop arms with adjustable springs for excellent fabric tension.

The Dyneema®-cord connection over arm bracket improve the stability of the awning and quality.

Optional Gas dampers to put on your arms to do better in strong winds and get a smoother ride.

Adjustable niche consoles for drop arms are optional.

Components

Installation brackets are manufactured of zinc plated steel. End bracket is manufactured of polyamide. Gears are manufactured of pressure die casted zinc. The removable crank handle in steel is powder coated. Bushings for roller tube 39 and 54 mm are manufactured of ABS. Powder coated articles have colour code 0001 for white (RAL 9010), 0182 for silver, and 0914 for black. Untreated or galvanised articles have colour code 0000.

End caps for front tube are manufactured of polyethylene or polyoxymethylene, bushing in polyamide. Plastic covers for nuts and bolts are manufactured of polyethylene. Pigmented articles have colour code 0001 for white, 0049 for black and 0182 for silver.

Fasteners are manufactured of stainless steel, zinc plated steel or steel surface treated with Dacro. 500 LC.

Profiles

Front tube, cassette profile and support leg are manufactured of extruded aluminium. Clear anodised aluminium profiles have colour code 0000, untreated 0100, white anodised 0101 (RAL 9010) and powder coated in white 0001 (RAL 9010), in silver 0182 and in black 0914. Roller tube 39 and 54 mm are manufactured of extruded aluminium.

Dimensions DA22/32

Depth 80 mm (3 1/8"), height 75 mm (3") without cassette profile.

Depth 135 mm (5 5/16"), height 90 mm (3 9/16") with cassette profile.

Projection (m): 0.4, 0.5, 0.6, 0.7, 0.8, 0.9, 1.0 and 1.2

Projection 1'8", 2', 2'4", 2'8", 3' and 3'4"

Max Width 3.2 m (10'6") (4.0 m with 54 mm tube).

Series connection up to 10.0 m (32'10") with motor.

Max 5 units.

Dimensions VS24/34

Depth 80 mm (3 1/8"), height 75 mm (3") without cassette profile.

Depth 135 mm (5 5/16"), height 90 mm (3 9/16") with cassette profile.

Max height 2.0 m (6'6")

Max Width 3.2 m (10'6") (4.0 m with 54 mm tube).

Series connection up to 10.0 m (32'10") with motor.

Max 5 units.

Dimensions BC26

Projection 0.8 m (2'8")

Max height 2.5 m (8'3")

Max width 4.0 m (13'1").

The maximum measurements are recommended and should not be exceeded. If the installation conditions are difficult, even these dimensions should be reconsidered.

Nonstandard articles

Article numbers marked "Nonstandard" are not kept in stock, which results in longer delivery times. Minimum order quantities (Min) apply.

Subject to changes without notice.

Beschreibung

Einsatzgebiete

DA22/32 ist eine kompakte Fallarmmarkise, die für die meisten Gebäude, z.B. an Villen, Schulen, Büros, Krankenhäusern usw. geeignet ist.

VS24/34 ist ein flexibler und dekorativer Schirm (Rollladen-Markise), der für die meisten Gebäude, z.B. an Villen, Schulen, Büros, Krankenhäusern usw. geeignet ist.

BC26 ist eine kompakte Fallarmmarkise die sich für eingebauten Balkonen geeignet ist.

Bedienung

Die Bedienung von außen erfolgt wahlweise mittels Handkurbel, Aufzugband oder Motor, von innen mittels Handkurbel, Aufzugband oder Motor. Für den Motor sind automatische Steuerungen, z.B. Fernbedienung, Sonnen- oder Windautomatik, erhältlich.

Montage

Die Markise kann einfach direkt an Wand, Fensterrahmen oder Aussparung angebracht werden. Wahlfreie Aussparungs-Konsole erlaubt eine 45-185 mm Justierung der Tiefe.

Fallarmen

Die Armeinsätze sind aus Zink Hochdruckguß, die Armprofile aus stranggepreßtem Aluminium. Die Arme sind mit einstellbarer Feder für optimale Tuchspannung ausgestattet.

Die Dyneema®-Schnur Verbindung über Arm Konsole verbessern die Stabilität der Markise und Qualität.

Optional Gas-Absorber auf den Arm klemmt und es besser zu machen bei starkem Wind bekommen eine glattere Fahrt.

Einstellbare Nischenkonsolen von Fällen, die Arme sind optional.

Mechanik

Die Montagekonsole sind aus verzinktem Stahl gefertigt. Die Tuchwellenhalter sind aus Polyamid. Die Getriebe sind aus Zink Hochdruckguß. Die abnehmbare Handkurbel aus Stahl sind pulverbeschichtet. Die Lagerbuchsen für die 39 und 54 mm-Tuchwellen sind aus ABS Hochdruckguß hergestellt. Die pulverbeschichteten Teile haben die Farbenbezeichnung 0001 für weiß (RAL 9010), 0182 für silber und 0914 für schwarz. Unbehandelte oder galvanisierte Teile haben die Farbenbezeichnung 0000.

Die Endkappen für die Fallstangen sind aus Polyoxymäthylen oder Polyäthylen, die Lagerbuchse aus Polyamid. Die Schraubdeckel sind aus Polyäthylen. Gefärbte Teile haben die Farbenbezeichnung 0001 für weiß, 0049 für schwarz und 0182 für silber.

Die Befestigungsteile sind aus rostfreiem Stahl, verzinktem Stahl oder mit Dacrolit 500 LC gefertigt.

Profile

Kassetteprofile, Fallstange und Beigestell sind aus Aluminium Strangpressprofilen gefertigt. Natureloxierte Aluminiumprofile haben Farbenbezeichnung 0000, unbeschichtete 0100, weiß eloxierte 0101 (RAL 9010) und weiß pulverbeschichtete 0001 (RAL 9010), silber 0182 und schwarz 0914. Die 39 und 54 mm-Tuchwellen sind aus stranggepreßtem Aluminium.

Maße DA22/32

Tiefe: 80 mm, Höhe: 75 mm ohne Kassetteprofile.
Tiefe: 135 mm, Höhe: 90 mm mit Kassetteprofile.
Ausfall (Mtr.) 0.4, 0.5, 0.6, 0.7, 0.8, 0.9, 1.0 und 1.2
Max. Breite 3.2 m (4.0 m mit 54 mm Tuchwelle).
Koppelanlagen mit Motor bis 10.0 Mtr. Breite.
Max 5 Einheiten.

Maße VS24/34

Tiefe: 80 mm, Höhe: 75 mm ohne Kassetteprofile.
Tiefe: 135 mm, Höhe: 90 mm mit Kassetteprofile.
Max. Höhe: 2.0 Mtr.
Max. Breite 3.2 m (4.0 m mit 54 mm Tuchwelle).
Koppelanlagen mit Motor bis 10.0 Mtr. Breite.
Max 5 Einheiten.

Maße BC26

Ausfall: 0.8 Mtr.
Max. Höhe: 2.5 Mtr.
Max. Breite: 4.0 Mtr.

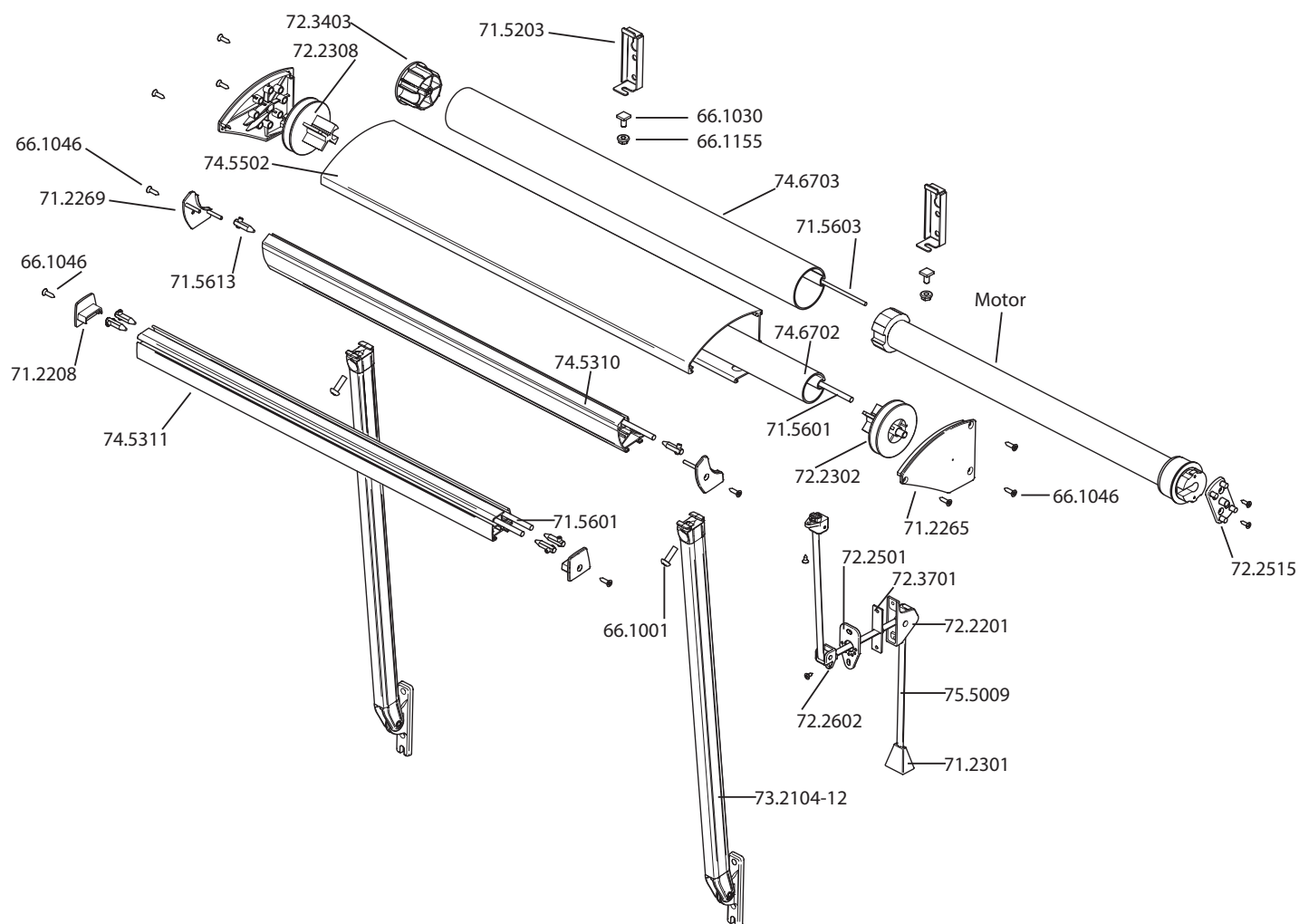
Diese Maximalmaße sind empfohlen und sollten nicht überschritten werden. Bei schwierigen Montagebedingungen sollten auch diese Max.-Maße überdacht werden.

Nonstandard Artikel

Bestell-Nr., die mit der Kennung „Nonstandard“ ausgeschrieben sind, werden nicht auf Lager gehalten. Daher verlängert sich bei diesen Artikeln die Lieferzeit. Auch Mindestbestellmengen sind erforderlich.

Technische Änderungen vorbehalten.

Exploded view DA32

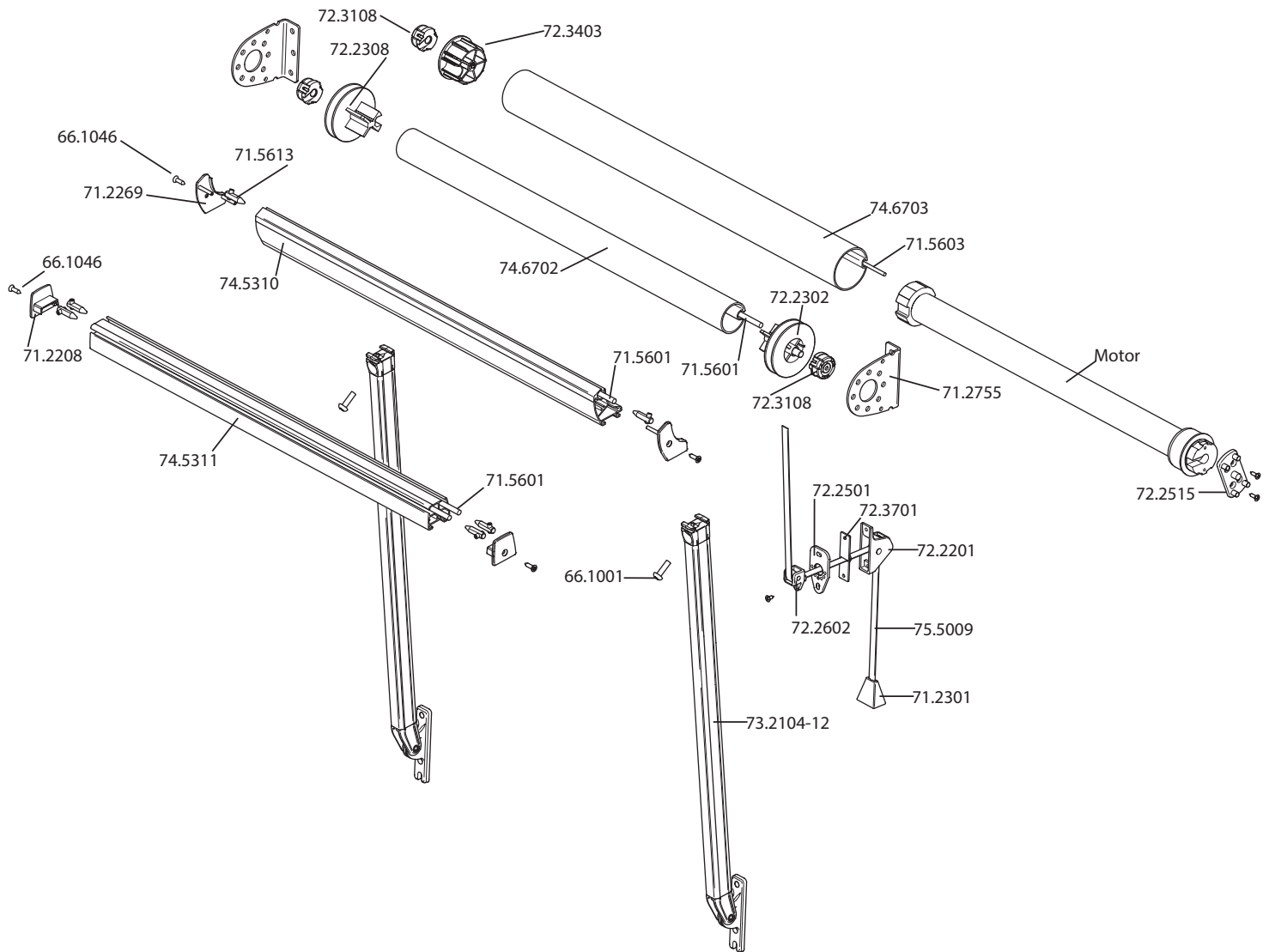


Artikel nr utan färgnummer

Article No. without colour number

Bestell-Nr. ohne Farbenbezeichnung

Exploded view DA22

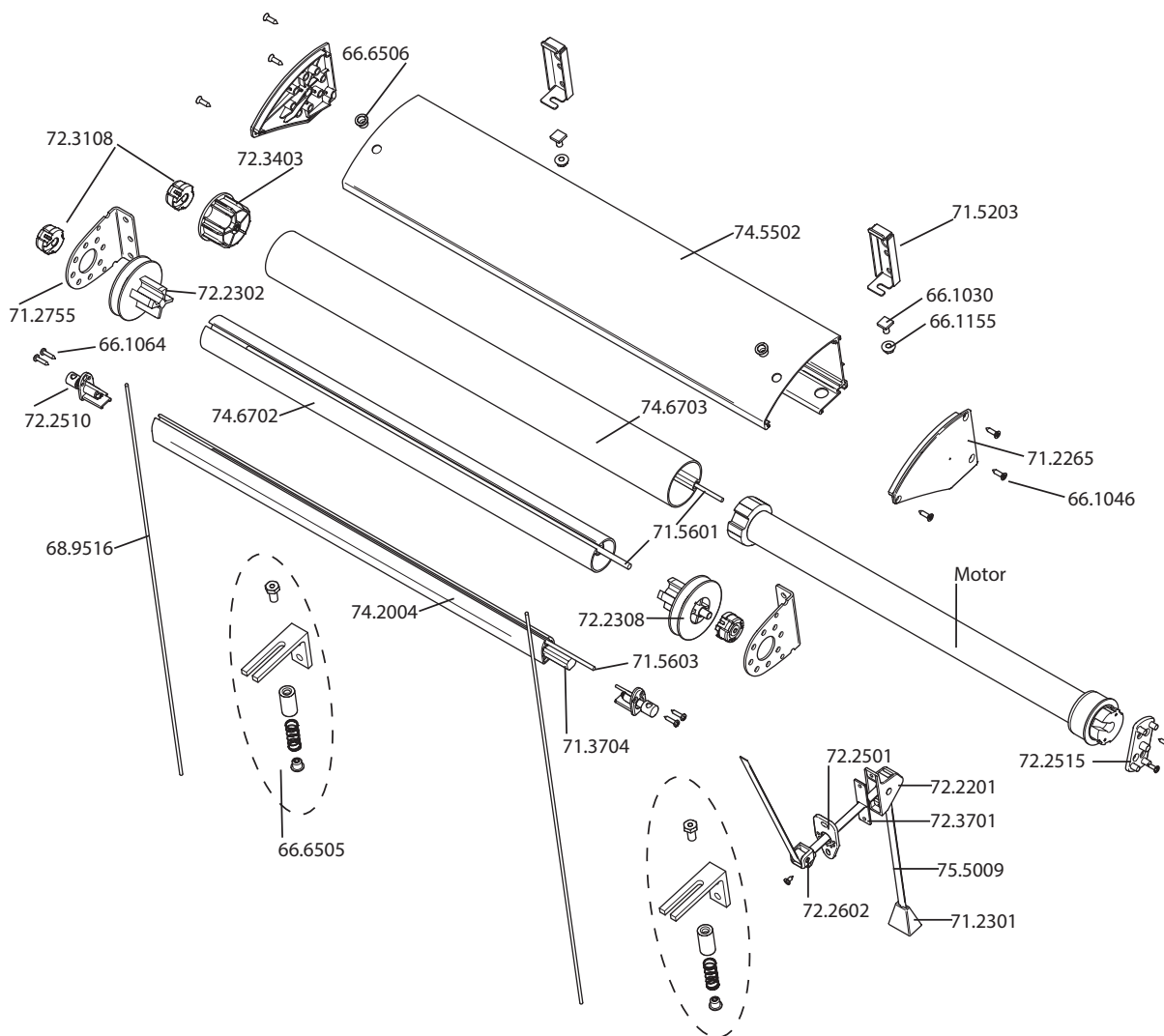


Artikel nr utan färgnummer

Article No. without colour number

Bestell-Nr. ohne Farbenbezeichnung

Exploded view VS24/34

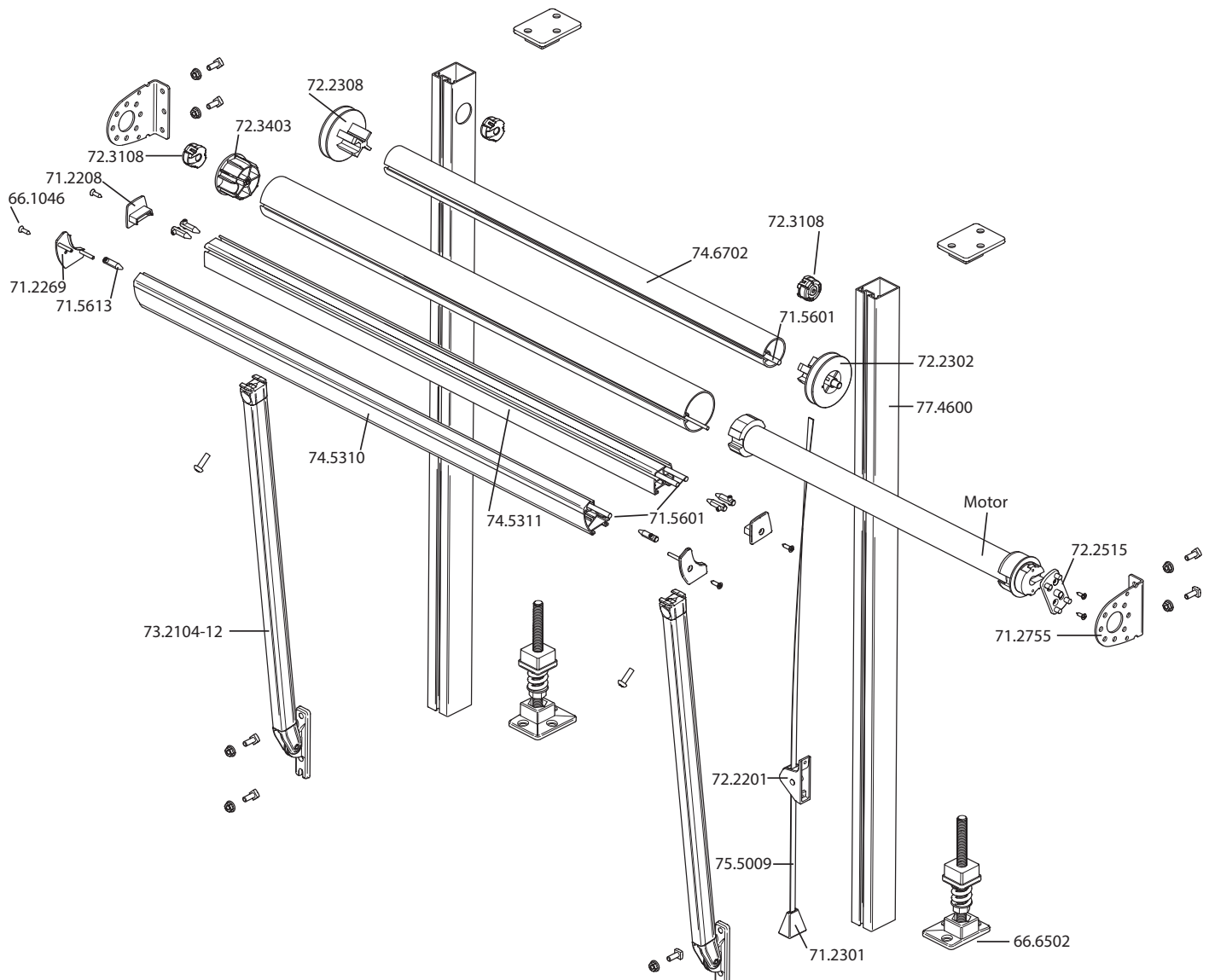


Artikel nr utan färgnummer

Article No. without colour number

Bestell-Nr. ohne Farbenbezeichnung

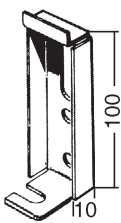
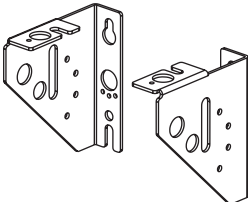
Exploded view BC26

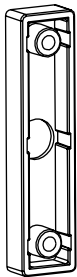

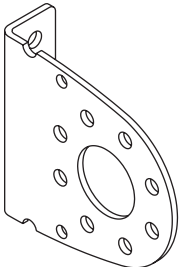
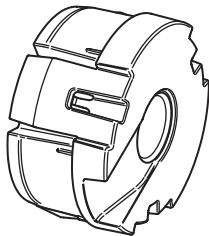


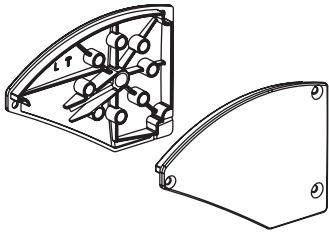
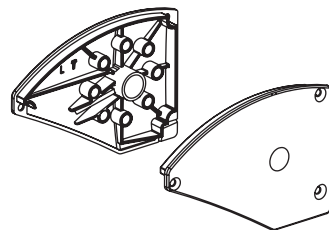
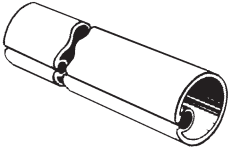

Artikel nr utan färgnummer


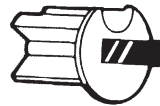
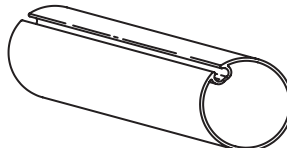
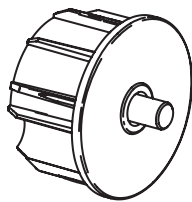
Article No. without colour number

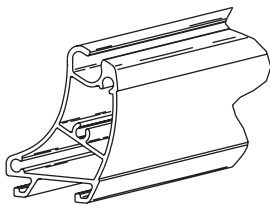
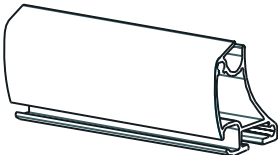
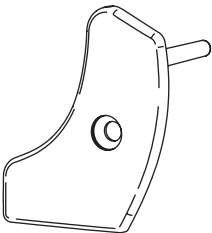
Bestell-Nr. ohne Farbenbezeichnung

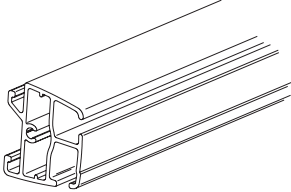
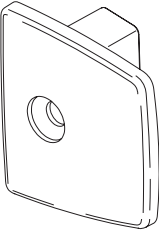
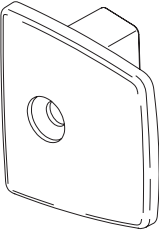
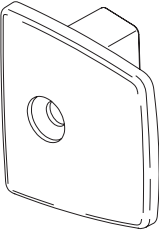
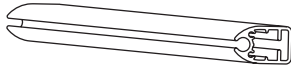
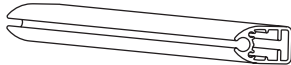
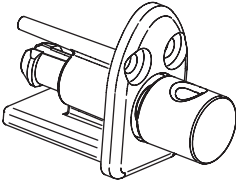
	Article No.	Description	Note	Stand. pack
		Installation bracket wall Steel, zinc plated, for cassette profile 74.5502 Monteringskonsol vägg Stål, förzinkat, för kassettprofil 74.5502 Wandkonsole Stahl, verzinkt, für Kassettprofil 74.5502 <i>* 66.1030, 66.1155</i>		
	71.5203.0000	Galvanized		50
	71.5203.0001	Vit White Weiss		50
	71.5203.0182	Silver Silber		50
	71.5203.0914	Svart Black Schwarz		50
		Installation bracket Steel, zinc plated Nischkonsol Stål, förzinkat Montage-Konsole Stahl, verzinkt <i>* 66.1030, 66.1155</i>		
	71.0045.0001	Vit White Weiss	45 mm	15 pairs
	71.0045.0182	Silver Silber	45 mm	15 pairs
	71.0045.0914	Svart Black Schwarz	45 mm	15 pairs
	71.0065.0001	Vit White Weiss	65 mm	20 pairs
	71.0065.0182	Silver Silber	65 mm	20 pairs
	71.0065.0914	Svart Black Schwarz	65 mm	20 pairs
	71.0100.0001	Vit White Weiss	100 mm	15 pairs
	71.0100.0182	Silver Silber	100 mm	15 pairs
	71.0100.0914	Svart Black Schwarz	100 mm	15 pairs
	71.0130.0001	Vit White Weiss	130 mm	10 pairs
	71.0130.0182	Silver Silber	130 mm	10 pairs
	71.0130.0914	Svart Black Schwarz	130 mm	10 pairs
	71.0185.0001	Vit White Weiss	185 mm	10 pairs
	71.0185.0182	Silver Silber	185 mm	10 pairs
	71.0185.0914	Svart Black Schwarz	185 mm	10 pairs



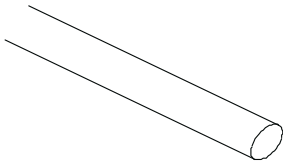

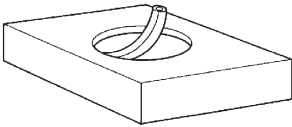
	Article No.	Description	Note	Stand. pack
		Distance piece Polypropylene, for installation bracket 71.0045/0065/0100/0130/0185	10 mm	
		Distans Polypropen, för nischkonsol 71.0045/0065/0100/0130/0185		
		Distanzteil Polypropylen, für Montage-Konsole 71.0045/0065/0100/0130/0185		
	77.6702.0001 77.6702.0182 77.6702.0049	Vit White Weiss Silver Silber Svart Black Schwarz		50 50 50
		Bushing Polyoxymethylene, for installation bracket 71.0045-71.0185	Ø 12 mm	
		Lagerbussning Polyoxymetylen, för nischkonsol 71.0045-71.0185		
		Lagerbuchse Polyoxymäthylen, für Montagekonsole 71.0045-71.0185		
	72.2904.0000	For use with ø 8 mm pivot		100
		Installation bracket wall Aluminium, use bushing 72.3108		
		Monteringskonsol vägg Aluminium, använd bussning 72.3108		
		Wandkonsole Aluminium, mit Lagerbuchse 72.3108		
	71.2755.0001 71.2755.0182 71.2755.0914	Vit White Weiss Silver Silber Svart Black Schwarz		20 20 20
		Bushing Self lubricating polyamid	8/27 mm	
		Lagerbussning Självmörjande polyamid		
		Lagerbuchse Selbstschmierend Polyamid		
	72.3108.0000	For use with ø 8 mm pivot		50

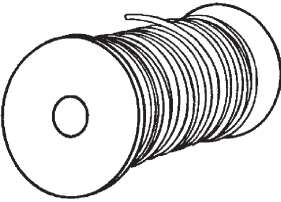
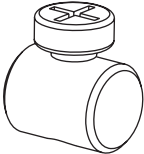
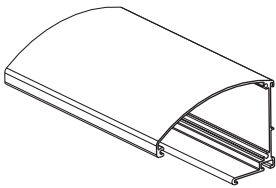
	Article No.	Description	Note	Stand. pack
		End bracket Fibreglass - polyamide, for cassette profile 74.5502 Gavelbeslag Glasfiber - polyamid, för kassettprofil 74.5502 Tuchwellenhalter Glasfiber - Polyamid, für Kassettprofile 74.5502	ø 8 mm	
	71.2265.0001	Vit White Weiss		50 pairs
	71.2265.0182	Silver Silber		50 pairs
	71.2265.0049	Svart Black Schwarz		50 pairs
		End bracket - Series Fibreglass - polyamide, for cassette profile 74.5502 Gavelbeslag - Serie Glasfiber - polyamid, för kassettprofil 74.5502 Tuchwellenhalter - Serie Glasfiber - Polyamid, für Kassettprofile 74.5502		
	71.2267.0001	Vit White Weiss, for series connection		10 pairs
	71.2267.0182	Silver Silber, for series connection		10 pairs
	71.2267.0049	Svart Black Schwartz, for series connection		10 pairs
		Roller tube Aluminium Valsrör Aluminium Tuchwelle Aluminium	ø 39x2.0 mm	
	74.6702.0100	(19'8")	12 x6 m	72 m
		Tape drum ABS, with ø 8 mm spring loaded pivot, for roller tube 74.6702 Bandtrumma ABS, med ø 8 mm fjäderbelastad lagertapp, för valsör 74.6702 Bandtrommel ABS, mit ø 8 mm federbelastetem Zapfen, für Tuchwelle 74.6702	ø 39 mm	
	72.2302.0010			100

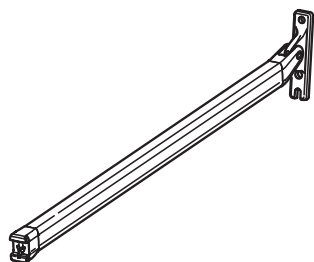
	Article No.	Description	Note	Stand. pack
	72.2308.0010	Tape drum ABS, with ø 8 mm pivot, for roller tube 74.6702	ø 39 mm	100
		Bandtrumma ABS, med ø 8 mm lagertapp, för valsrör 74.6702		
		Bandtrommel ABS, mit ø 8 mm Zapfen, für Tuchwelle 74.6702		
	72.2307.0010	Drive bushing ABS, for roller tube 74.6702	ø 39 mm	10
		Drivbussning ABS, för valsrör 74.6702		
		Antriebszapfen ABS, für Tuchwelle 74.6702		
	74.6703.0100	Roller tube Aluminium	ø 54 x 2 mm	60 m
		Valsrör Aluminium		
		Tuchwelle Aluminium		
	72.3403.0000	Tube bushing Polyamide, with ø 8 mm fixed pivot, for roller tube 74.6703	ø 54 mm	10
		Rörbussning Polyamid, med ø 8 mm fast lagertapp, för valsrör 74.6703		
		Tuchwellenlagerbuchse Polyamid, mit ø 8 mm feststehend Zapfen, für Tuchwelle 74.6703		

	Article No.	Description	Note	Stand. pack
		Front tube Aluminium, for drop arm 73.2104-12 Frontprofil Aluminium, för fallarm 73.2104-12 Fallstange Aluminium, für Fallarm 73.2104-12	50 x 43 mm	
	74.5310.0000	(19ft 8in) Anodized	12 x6 m	72 m
	74.5310.0001	(19ft 8in) Vit White Weiss	12 x6 m	72 m
	74.5310.0182	(19ft 8in) Silver Silber	12 x6 m	72 m
	74.5310.0914	(19ft 8in) Svart Black Schwarz	12 x6 m	72 m
		Front tube Aluminium, for drop arm T-slot 73.2404-10 Frontprofil Aluminium, för fallarm T-slot 73.2404-10 Fallstange Aluminium, für Fallarm T-slot 73.2404-10	50 x 43 mm	
	74.2108.0000	(19ft 8in) Anodized	12 x6 m	72 m
	74.2108.0001	(19ft 8in) Vit White Weiss	12 x6 m	72 m
	74.2108.0182	(19ft 8in) Silver Silber	12 x6 m	72 m
	74.2108.0914	(19ft 8in) Svart Black Schwarz	12 x6 m	72 m
		End cap Polyethylene, for front tube 74.5310 & 74.2108 Ändskydd Polyeten, för frontprofil 74.5310 & 74.2108 Endkappe Polyäthylen, für Fallstange 74.5310 & 74.2108 * 66.1046		
	71.2269.0001	Vit White Weiss		50 pairs
	71.2269.0182	Silver Silber		50 pairs
	71.2269.0049	Svart Black Schwarz		50 pairs

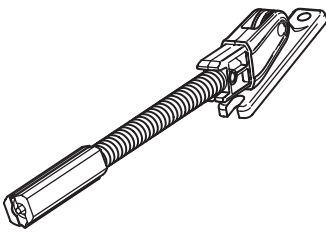
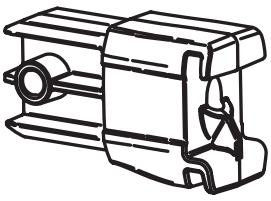
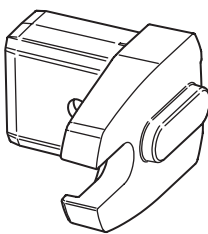
	Article No.	Description	Note	Stand. pack
		Front tube Aluminium, for drop arm 73.2104-12	31 x 35 mm	
		Frontprofil Aluminium, för fallarm 73.2104-12		
		Fallstange Aluminium, für Fallarm 73.2104-12		
	74.5311.0000	Anodized	12 x6 m	72 m
	74.5311.0001	Vit White Weiss	12 x6 m	72 m
	74.5311.0182	Silver Silber	12 x6 m	72 m
	74.5311.0914	Svart Black Schwartz	12 x6 m	72 m
		End cap Polyethylene, for front tube 74.5311		
		Ändskydd Polyeten, för frontprofil 74.5311		
		Endkappe Polyäthylen, für Fallstange 74.5311		
		* 66.1046		
	71.2208.0001	Vit White Weiss		100
	71.2208.0182	Silver Silber		100
	71.2208.0049	Svart Black Schwarz		100
		Front profile Aluminium		
		Frontprofil Aluminium		
		Fallstange Aluminium		
	74.2004.0001	(19ft 8in) Vit White Weiss	5 x6 m	30 m
	74.2004.0182	(19ft 8in) Silver Silber	5 x6 m	30 m
	74.2004.0914	(19ft 8in) Svart Black Schwarz	5 x6 m	30 m
		End cap for cord guiding Polyamide, for front tube 74.2004		
		Ändskydd för linstyrning Polyamid, för frontprofil 74.2004		
		Endkappe für Schnurschiene Polyamid, für Fallstange 74.2004		
		* 66.1064		
	72.2510.0000			20

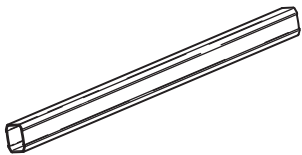
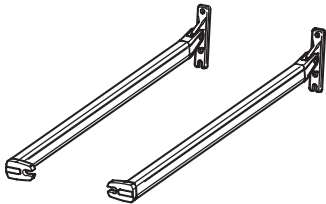
	Article No.	Description	Note	Stand. pack
	71.3712.0000	Round shaft Steel, zinc plated, weight for front profile 74.2004 Rundstång Stål, förzinkat, vikt för frontprofil 74.2004		1.0 m
	71.3704.0000	Square shaft Steel, zinc plated, for weight Fyrkantsaxel Stål, förzinkat, för vikt (9'10")	Sq 12.7 mm (1/2")	3.0 m
	71.5603.0000	Locking profile Polyethylene, hard. Låsprofil / Ten Polyeten, hård. Keder Polyäthylen, hart. (1640')	Ø 4 mm	500 m
	71.5601.0000	Locking profile PVC, hard, for locking of fabric Låsprofil PVC, hård, för låsning av duk Keder PVC, hart, für Tuchbefestigung (19'8")	ø 6 mm 24 / 240 x6 m	144/1440 m
	77.6600.0000	Locking profile Polyethylene, medium, for locking of fabric Låsprofil Polyeten, halvhård, för låsning av duk Keder Polyäthylen, halbhart, für Tuchbefestigung (1640')	ø 6 mm	500 m

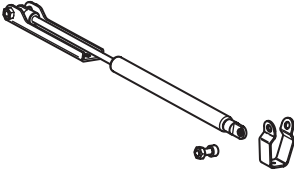
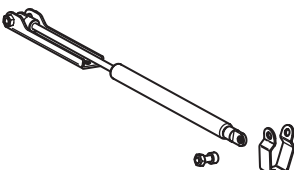
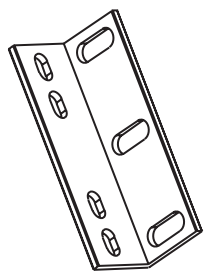

	Article No.	Description	Note	Stand. pack
		Locking profile Polyethylene, soft, for locking of fabric Låsprofil Polyeten, mjuk, för låsning av duk Keder Polyäthylen, weich, für Tuchbefestigung	ø 6 mm	
	77.6601.0000	(656ft)		450 m
		Fabric lock Zinc, with screw Duklås Zink, med skruv Tuchspanner Zink, mit Schraube	ø 8 mm	
	71.5613.0000			100
		Fabric stop Stainless steel, with screw Dukstopp Rostfritt stål, med skruv Tuchstopp Edelstahl, mit Schraube	ø 8 mm	
	77.3301.0000			100
		Cassette profile Aluminium Kassettprofil Aluminium Kassetteprofile Aluminium		
	74.5502.0000	(19ft 8")	6 x6 m	36 m
	74.5502.0001	(19ft 8") Vit White Weiss	6 x6 m	36 m
	74.5502.0182	(19ft 8") Silver Silber	6 x6 m	36 m
	74.5502.0914	(19ft 8") Svart Black Schwarz	6 x6 m	36 m

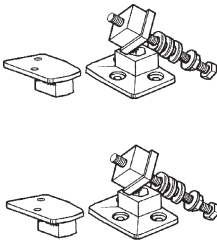
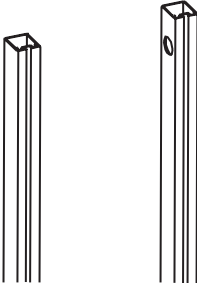
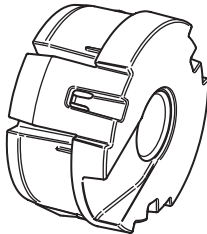
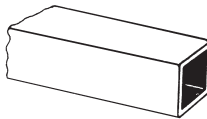


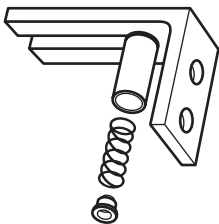



	Article No.	Description	Note	Stand. pack
Drop arm - Straight attachment Complete, with Dyneema cord & adjustable spring tension Fallarm - Rakt fäste Komplet, med Dyneema lina & justerbar fjäderspänning Fallarm - Geraden Befestigungs Komplet, mit Dyneema Schnur & einstellbar Spannung				
* 66.1001 or 66.1000				
	73.2104.0001	(1'4") Vit White Weiss	0.4 m	30
	73.2104.0182	(1'4") Silver Silber	0.4 m	30
	73.2104.0914	(1'4") Svart Black Schwarz	0.4 m	30
	73.2105.0001	(1'8") Vit White Weiss	0.5 m	30
	73.2105.0182	(1'8") Silver Silber	0.5 m	30
	73.2105.0914	(1'8") Svart Black Schwarz	0.5 m	30
	73.2106.0001	(2') Vit White Weiss	0.6 m	30
	73.2106.0182	(2') Silver Silbe	0.6 m	30
	73.2106.0914	(2') Svart Black Schwarz	0.6 m	30
	73.2107.0001	(2'4") Vit White Weiss	0.7 m	30
	73.2107.0182	(2'4") Silver Silber	0.7 m	30
	73.2107.0914	(2'4") Svart Black Schwarz	0.7 m	30
	73.2108.0001	(2'8") Vit White Weiss	0.8 m	30
	73.2108.0182	(2'8") Silver Silber	0.8 m	30
	73.2108.0914	(2'8") Svart Black Schwarz	0.8 m	30
	73.2109.0001	(3') Vit White Weiss	0.9 m	30
	73.2109.0182	(3') Silver Silber	0.9 m	30
	73.2109.0914	(3') Svart Black Schwarz	0.9 m	30
	73.2110.0001	(3'4") Vit White Weiss	1.0 m	30
	73.2110.0182	(3'4") Silver Silber	1.0 m	30
	73.2110.0914	(3'4") Svart Black Schwarz	1.0 m	30
	73.2112.0001	(4') Vit White Weiss, Non Standard, min 30 pcs	1.2 m	30
	73.2112.0182	(4') Silver Silber, Non Standard, min 30 pcs	1.2 m	30
	73.2112.0914	(4') Svart Black Schwarz, Non Standard, min 30 pcs	1.2 m	30




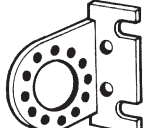
	Article No.	Description	Note	Stand. pack
		Set of arm fittings and spring kit Zinc, for arm profile 74.5021 Armbeslag och fjädersats Zink, för armprofil 74.5021 Armeinsatz und Armfeder - Set Zink, für Armprofil 74.5021		
	73.2120.0000	Unassembled, raw, Non-stock item, min qty 40 pcs		40
	73.2120.0001	Vit White Weiss		40
	73.2120.0182	Silver Silber		40
	73.2120.0914	Svart Black, Non-stock item, min qty 40 pcs		40
		Arm fitting - Straight Zinc, for arm profile 74.5021 Frontfäste - Rakt Zink, för armprofil 74.5021 Armhalterung - Geraden Zink, für Armprofil 74.5021 * 66.1001 or 66.1000		
	73.2121.0000	Raw, Non-stock item, min qty 40 pcs		40
	73.2121.0001	Vit White Weiss		40
	73.2121.0182	Silver Silber		40
	73.2121.0914	Svart Black, Non-stock item, min qty 40 pcs		40
		Arm fitting - T-slot Zinc, for arm profile 74.5021 Frontfäste - Vinkel Zink, för armprofil 74.5021 Armhalterung - T-form Zink, für Armprofil 74.5021 * 66.1035, 66.1151		
	73.2124.0000	Raw, Non-stock item, min qty 40 pcs		40
	73.2124.0001	Vit White Weiss		40
	73.2124.0182	Silver Silber		40
	73.2124.0914	Svart Black, Non-stock item, min qty 40 pcs		40



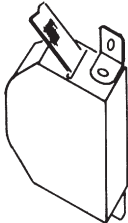

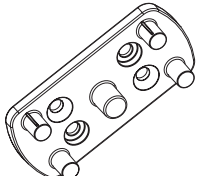
	Article No.	Description	Note	Stand. pack
		Arm profile Aluminium, for set of arm fittings + arm fitting straight & T-slot 73.2120/21/24 Armprofil Aluminium, för armfäste & fjädersats + frontfäste rakt & vinkel 73.2120/21/24 Armprofil Aluminium, für Armeinsatz und Armfeder + Armhalterung Geraden & T-form 73.2120/21/24		
	74.5021.0000	(19ft 8") Anodized	10 x 6 m	60 m
	74.5021.0001	(19ft 8") Vit White Weiss	10 x 6 m	60 m
	74.5021.0182	(19ft 8") Silver Silber	10 x 6 m	60 m
	74.5021.0914	(19ft 8") Svart Black	10 x 6 m	60 m
		Drop arm - T-slot attachment Complete, with Dyneema cord & adjustable spring tension Fallarm - Vinkelfäste Komplett, med Dyneema lina & justerbar fjäderspänning Fallarm - T-form Befestigungs Komplett, mit Dyneema Schnur & einstellbar Spannung		
		* 66.1035, 66.1151		
	73.2404.0001	(1'4") Vit White Weiss	0.4 m	15 pairs
	73.2404.0182	(1'4") Silver Silber	0.4 m	15 pairs
	73.2404.0914	(1'4") Svart Black Schwarz, min 15 pairs	0.4 m	15 pairs
	73.2405.0001	(1'8") Vit White Weiss	0.5 m	15 pairs
	73.2405.0182	(1'8") Silver Silber	0.5 m	15 pairs
	73.2405.0914	(1'8") Svart Black Schwarz, min 15 pairs	0.5 m	15 pairs
	73.2406.0001	(2') Vit White Weiss	0.6 m	15 pairs
	73.2406.0182	(2') Silver Silber	0.6 m	15 pairs
	73.2406.0914	(2') Svart Black Schwarz, min 15 pairs	0.6 m	15 pairs
	73.2407.0001	(2'4") Vit White Weiss	0.7 m	15 pairs
	73.2407.0182	(2'4") Silver Silber	0.7 m	15 pairs
	73.2407.0914	(2'4") Svart Black Schwarz, min 15 pairs	0.7 m	15 pairs
	73.2408.0001	(2'8") Vit White Weiss	0.8 m	15 pairs
	73.2408.0182	(2'8") Silver Silber	0.8 m	15 pairs
	73.2408.0914	(2'8") Svart Black Schwarz, min 15 pairs	0.8 m	15 pairs
	73.2409.0001	(3') Vit White Weiss	0.9 m	15 pairs
	73.2409.0182	(3') Silver Silber	0.9 m	15 pairs
	73.2409.0914	(3') Svart Black Schwarz, min 15 pairs	0.9 m	15 pairs
	73.2410.0001	(3'4") Vit White Weiss	1.0 m	15 pairs
	73.2410.0182	(3'4") Silver Silber	1.0 m	15 pairs
	73.2410.0914	(3'4") Svart Black Schwarz, min 15 pairs	1.0 m	15 pairs


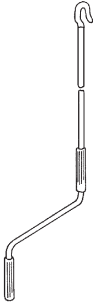

	Article No.	Description	Note	Stand. pack
	73.2130.0000	Kit Gas Damper Standard Steel & Stainless steel brackets, for drop arm 732104-12 & 73.2404-12		1
		Kit Dämpare Standard Stål & Rostfria Fästen, för fallarm 732104-12 & 73.2404-12		
		Kit Gasdämpfer Standard Stahl & Edelstahl konsole, für Fallarm 732104-12 & 73.2404-12		
	73.2131.0000	Kit Gas Damper - Stainless Stainless steel, for drop arm 732104-12 & 73.2404-12		1
		Kit Dämpare - Rostfri Rostfritt, för fallarm 732104-12 & 73.2404-12		
		Kit Gasdämpfer Standard Edelstahl, für Fallarm 732104-12 & 73.2404-12		
	77.7206.0001 77.7206.0182 77.7206.0914	Angle bracket Aluminium, for drop arm 73.2104-12 & 73.2404-10		10 10 10
		Vinkelbeslag Aluminium, för fallarm 73.2104-12 & 73.2404-10		
		Nischenkonsole Aluminium, für Fallarm 73.2104-12 & 73.2404-10		
		* 66.1035, 66.1151		
	73.2155.0001 73.2155.0182 73.2155.0914 73.2195.0001 73.2195.0182 73.2195.0914	Installation bracket adjustable drop arm kit Steel, zinc plated	Incl.screws for arms	10 10 10 10 10 10
		Nischkonsol justerbar fallarm sats Stål, förzinkat		
		Montage-Konsole einstellbar Fallarm Bausatz Stahl, verzinkt		
		Vit White Weiss	55 - 85 mm	
		Silver Silber	55 - 85 mm	
		Svart Black Schwarz	55 - 85 mm	
		Vit White Weiss	95 - 125 mm	
		Silver Silber	95 - 125 mm	
		Svart Black Schwarz	95 - 125 mm	





	Article No.	Description	Note	Stand. pack
	66.6502.0182	Installation kit Balkony Aluminium Monteringskit Balkong Aluminium Montagekit Balkon Aluminium		1 pair
		Silver Silber		
	77.4600.0000	Support leg for balcony Aluminium, use bushing 72.3108 Benställning för balkong Aluminium, använd bussning 72.3108 Beingestell für Balkon Aluminium, mit Lagerbuchse 72.3108	35x43 mm Ø 27 mm	1 pair
		(8' 10")	2 x 2.7 m	
	72.3108.0000	Bushing Self lubricating polyamid Lagerbussning Självmörjande polyamid Lagerbuchse Selbstschmierend Polyamid	8/27mm	50
		For use with ø 8 mm pivot		
	74.2560.0000	Support leg profile for balcony Aluminium Benställningsprofil för balkong Aluminium Beingestellprofile für Balkon Aluminium	35x43 mm	54 m
		(17' 9")	10 x 5.4 m	

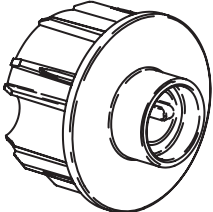
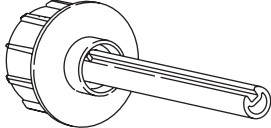
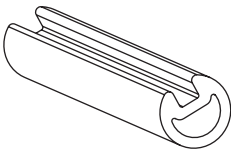
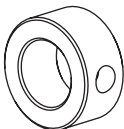

	Article No.	Description	Note	Stand. pack
	66.6505.0182	Installation kit Screen Aluminium and zinc plated steel		10 pairs
		Monteringskit Screen Aluminium och förzinkat stål		
		Montagekit Screen Aluminium und verzinkt stahl		
		* 66.1090		
		L 80 mm (3 1/8"), Silver Silber		
	68.9516.5022	Cord Polyester, with center core		130 m
		Lina Polyester, med kärna		
		Aufzugschnur Polyester, mit Einlage		
		Grå Grey Grau	ER 35 K	
	66.6506.0000	Cord stop Aluminium, for cassette profile 74.5502		50
		Linstopp Aluminium, för kassettprofil 74.5502		
		Aufzugschnur stopp Aluminium, für Kassetteprofile 74.5502		
	75.5009.5000	Pull tape Polyester, for tape drum 72.2302/08	9.5 x 0.8 mm	150 m
		Hissband Polyester, för bandtrumma 72.2302/08		
	75.5009.5022	Aufzugband Polyester, für Bandtrommel 72.2302/08		150 m
	75.5009.5064	Vit White Weiss		150 m
		Grå Grey Grau		150 m
		Svart Black Schwarz		150 m


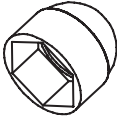
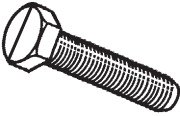

	Article No.	Description	Note	Stand. pack
		Tape guide Polyoxymethylene Brytbeslag Polyoxymetylen Bandbeschlag Polyoxymäthylen		
	72.2601.0000	* 66.1038 Silver Silber		100
		Tape guide Polyamide, polyoxymethylene, steel, brass. Turnable Brytbeslag Polyamid, polyoxymetylen, stål, mässing. Vridbart Bandbeschlag Polyamid, Polyoxymäthylen, Messing, Stahl. Drehbar		
	72.2602.0001	* 66.1038 Vit White Weiss		100
	72.2602.0049	Svart Black Schwarz		100
	72.2602.0182	Silver Silber		100
		Installation plate Polyoxymethylene, for tape guide 72.2602 Fästplatta Polyoxymetylen, för brytbeslag 72.2602 Platte Polyoxymäthylen, für Bandbeschlag 72.2602		
	72.2501.0001	* 66.1086 Vit White		100
	72.2501.0049	Svart Black		100
	72.2501.0182	Silver		100
		Holder Steel, zinc plated, for tape guide 72.2602 Hållare Stål, förzinkat, för brytbeslag 72.2602 Halter Stahl, verzinkt, für Bandbeschlag 72.2602		
		* 66.1030, 66.1155		
	72.4001.0001	Vit White Weiss		50
	72.4001.0182	Silver Silber		50
	72.4001.0914	Svart Black Schwarz		50

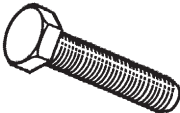




	Article No.	Description	Note	Stand. pack
		Tape lock Zinc, polyamide, brass, steel, for pull tape 75.5009	9 mm	
		Bandlås Zink, polyamid, mässing, stål, för hissband 75.5009		
		Bandschloss Zink, Polyamid, Messing, Stahl, für Aufzugband 75.5009		
		* 66.1086		
	72.2201.0001	Vit White Weiss		50
	72.2201.0182	Silver Silber		50
	72.2201.0914	Svart Black Schwarz		50
		Covering plate Polyoxymethylene, for tape lock 72.2201		
		Täckbricka Polyoxymetylen, för bandlås 72.2201		
		Deckplatte Polyoxymäthylen, für Bandschloss 72.2201		
	72.3701.0000	Vit White Weiss		100
		Tape coil box Polystyrene and zinc plated steel	100x125x20 mm	
		Bandsamlare Polystyren och förzinkat stål		
		Gurtwickler Polystyrol und Stahl, verzinkt		
		* 66.1086		
	72.2203.0001	Vit White Weiss		1
		Tassel ABS, for tape and cord		
		Bandknopp ABS, för band och lina		
		Quaste ABS, für Band und Schnur		
	71.2301.0001	Vit White Weiss		100
	71.2301.0049	Svart Black Schwartz		100
	71.2301.0182	Silver Silber		100
		Motor Bracket Polyamide	Rek. less than 15Nm	
		Motorfäste Polyamid		
		Motor Halter Polyamid		
	72.2515.0000			20



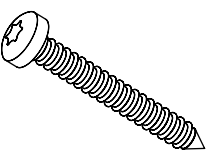
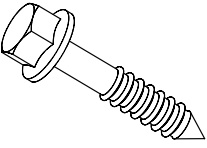

	Article No.	Description	Note	Stand. pack
		Worm gear Zinc, 4.33:1 6 Nm Snäckväxel Zink, 4.33:1 6 Nm Schneckenrad-Getriebe Zink, 4.33:1 6 Nm	Sq 10 mm (7/16")	
	72.3616.0000	* 66.1020, 66.1100, 66.1153	Shaft 36 mm	1
		Crank handle Steel, with handles in ABS Vev Stål, med handtag i ABS		
	72.3208.0001	0.8 m (2'8") Vit White		1
	72.3208.0049	0.8 m (2'8") Svart Black		1
	72.3208.7035	0.8 m (2'8") Silver		1
	72.3212.7035	1.2 m (3'11") Silver		10
	72.3214.7035	1.4 m (4'7") Silver		10
	72.3216.0001	1.6 m (5'3") Vit White		10
	72.3216.0049	1.6 m (5'3") Svart Black		10
	72.3216.7035	1.6 m (5'3") Silver		10
	72.3218.7035	1.8 m (5'11") Silver		10
	72.3224.7035	2.4 m (7'10") Silver		10
		Worm gear Zinc, 4.33:1 6 Nm, for inside operation Snäckväxel Zink, 4.33:1 6 Nm, för invändig manövrering Schneckenrad-Getriebe Zink, 4.33:1 6 Nm, für Innenbedienung	Sq 10 mm (7/16")	
	72.3606.0000	* 66.1020, 66.1100, 66.1153		1


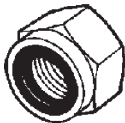



	Article No.	Description	Note	Stand. pack
		Universal coupling Stainless steel and zinc, ø 11.9 mm tap	Hex 6 mm	
		Genomföringsbeslag Rostfritt stål och zink, ø 11.9 mm tapp		
		Durchführung Edelstahl rostfrei und zink, Anschluss ø 11.9 mm		
		* 66.1039, 66.1171		
	65.2901.0000		45° - 90°	1
		Crank holder Polyethylene		
		Vevhållare Polyeten		
		Kurbelhalter Polyäthylen		
		* 66.1039		
	65.4003.0058	Silver Silber		100
		Crank extension rod Aluminium		
		Vevrör Aluminium		
		Kurbelrohr Aluminium		
	74.0001.0000	(19'8") Inside ø 12 mm, outside ø 15 mm	12 x 4 m	48 m
		Foldable crank handle Aluminium, ø 11.9 mm tap, for crank extension rod 74.0001		
		Vikbar vev Aluminium, ø 11.9 mm tapp, för vevrör 74.0001		
		Knickkurbel Aluminium, Anschluss ø 11.9 mm, für Kurbelrohr 74.0001		
		* 66.1171		
	65.6302.0000			1

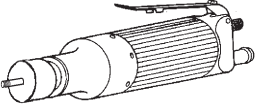
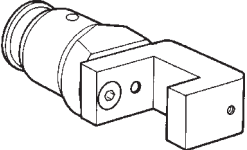
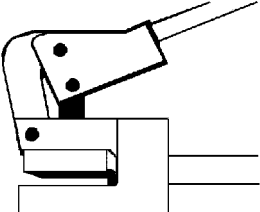
	Article No.	Description	Note	Stand. pack
	72.3503.0010	Series connection bushing Polyamide, for roller tube 74.6703 Seriekopplingsbussning Polyamid, för valsrör 74.6703 Koppelanlagen-Lagerbuchse Polyamid, für Tuchwelle 74.6703	ø 54 mm	10
	72.3504.0010	Series connection bushing Polyamide with shaft, for roller tube 74.6703 Seriekopplingsbussning Polyamid med axel, för valsrör 74.6703 Koppelanlagen-Lagerbuchse Polyamid mit achse, für Tuchwelle 74.6703 Can be combined with 72.3503 for series connection	ø 54 mm shaft 120mm	10
	71.3707.0000	Tube Aluminium Röraxel Aluminium Nutrohr Aluminium (9'10")	ø 14 mm 1x3 m	3 m
	71.3705.0000	Stop ring Steel, zinc plated, for square shaft 71.3704 Stoppring Stål, förzinkat, för fyrkantsaxel 71.3704 Stelling Stahl, verzinkt, für Vierkantachse 71.3704 *66.1045	ø 15 mm	1
	72.5001.0000	Universal coupling Steel, zinc plated, 6 Nm Polhemsknut Stål, förzinkad, 6 Nm Kreuzgelenk Stahl, verzinkt, 6 Nm * 66.1172 Inside ø 14 mm, outside ø 20 mm	0-45°	1

	Article No.	Description	Note	Stand. pack
		Plastic hose Polyethylene, for packaging of components		
		Plastslang Polyeten, för emballering av komponenter		
		Kunststoffschlauch Polyäthylenen, zum verpacken der Komponenten		
	77.9900.0000	(1640ft) W 0.23 m (9"), Thickness 0.10 mm		500 m
	77.9901.0000	(1640') W 0.5m (1'7"), Thickness 0.10 mm		500 m
		Plastic cover Polyethylene	Hex 10 mm	
		Plastskydd Polyeten		
		Schraubdeckel Polyäthylen		
	71.2410.0001	Vit White Weiss		100
	71.2410.0049	Svart Black Schwarz		100
	71.2410.0182	Silver Silber		100
		Bolt Stainless steel	Spanner 10 mm	
		Skruv Rostfritt stål		
		Schraube Edelstahl rostfrei		
	66.1000.0000		M6x20	100
		Screw Stainless steel	Philips No. 3	
		Skruv Rostfritt stål		
		Schraube Edelstahl rostfrei		
	66.1001.0000		M6x20	100

	Article No.	Description	Note	Stand. pack
	66.1020.0000	Bolt Stainless steel Skruv Rostfritt stål Schraube Edelstahl rostfrei	Spanner 10 mm	100
			M6x30	
	66.1030.0000	T-slot bolt Stainless steel T-spårskruv Rostfritt stål T-Schlitzschraube Edelstahl-Rostfrei	Spanner 12 mm	100
			M6x12	
	66.1035.0000	T-slot bolt Stainless steel T-spårskruv Rostfritt stål T-Schlitzschraube Edelstahl rostfrei	Spanner 15 mm	100
			M8x18	
	66.1038.0000	Screw Steel, zinc plated Skruv Stål, förzinkad Schraube Stahl, verzinkt	Pozidriv No. 1	1000
			B6x9,5	
	66.1039.0000	Screw Stainless steel Skruv Rostfritt stål Schraube Edelstahl rostfrei	Philips No. 1	1000
			B8x16	

	Article No.	Description	Note	Stand. pack
	66.1046.0000	Screw Stainless steel Skruv Rostfritt stål Schraube Edelstahl rostfrei	KFTS B8x16	1000
	66.1064.0000	Screw Stainless steel Skruv Rostfritt stål Schraube Edelstahl rostfrei	Philips No. 2 3,5x13	1000
	66.1201.0000	Screw for installation Steel, Protect 4 Monteringsskruv Stål, Protect 4 Befestigungsschraube Stahl, Protect 4	TRT Torx 4 x30	200
	66.1203.0000	Screw for installation Steel, Protect 4 Monteringsskruv Stål, Protect 4 Befestigungsschraube Stahl, Protect 4	Spanner 8 mm 6 x40	100
	66.1100.0000	Washer Stainless steel Bricka Rostfritt stål Unterlegscheibe Edelstahl rostfrei	6.7x14x1.5	100

	Article No.	Description	Note	Stand. pack
	66.1151.0000	Flange nut Stainless steel, zinc plated Flänsmutter Rostfritt stål, förzinkat Flanchenmutter Edelstahl rostfrei, verzinkt	Spanner 13 mm	100
			M8	
	66.1153.0000	Lock nut Stainless steel Låsmutter Rostfritt stål Gegenmutter Edelstahl rostfrei	Spanner 10 mm	200
			M6	
	66.1155.0000	Flange nut Stainless steel Flänsmutter Rostfritt stål Flanschenmutter Edelstahl rostfrei	Spanner 10 mm	100
			M6	
	66.1171.0000	Slotted pin Steel, zinc plated Räffelpinne Stål, förzinkad Kerbstift Stahl, verzinkt	Ø 4 x 15 mm	100
	66.1172.0000		Ø 4 x 20 mm	100
	71.2308.0001	Vit White		1
	71.2308.0182	Silver		1
	71.2308.0914	Svart Black		1

	Article No.	Description	Note	Stand. pack
	89.8001.0000	Power unit Without tool		
		System DA20, DA30, DA40, CN20, Arista		
	89.8037.0000	Hole punch tool For tape guide 72.2602, Requires power unit 89.8001	ø 14 mm	
		System DA20, DA30, DA40		
	90.8012.0000	Hole punch tool For tape guide 72.2602	ø 14 mm	
		System DA20, DA30, DA40		
		Non-stock item, minimum qty 1 pc		

Cross reference

Description	Article No.	Articles for assembly	Quantity
Universal Coupling	65.2901	66.1039	2
		66.1171	1
Crank handle	65.6302	66.1171	1
Installation kit	66.6505	66.1201	4
End bracket	71.2265 - 2267	66.1046	3
with gear 72.3606/16		66.1020	2
		66.1100	2
		66.1153	2
with motor		66.1000	2
		66.1100	2
Installation bracket	71.0045 - 0185	66.1030	2
		66.1155	2
Installation bracket wall	71.5203	66.1030	1
		66.1155	1
Tape lock	72.2201	66.1201	2
Tape coil box	72.2203	66.1201	2
Set of arm fittings and spring kit	73.2120	66.1001	1
	73.2121		
Installation plate	72.2501	66.1201	2
Tape guide	72.2601	66.1038	1
Tape guide	72.2602	66.1038	1
Holder	72.4001	66.1030	1
		66.1155	1
Universal coupling	72.5001	66.1172	2
Drop arm	73.2104 - 2112	66.1001	1
Drop arm, T-slot	73.2404-2410	66.1035	2
End cap	77.6118	66.1064	2
Angle bracket	77.7206	66.1035	2
		66.1151	2
Installation of brackets and drop arms		66.1203	2

Operation DA22/32 and VS24/34

Recommended operation per awning width

Awning width	Recommended operation
≤ 3200 mm (10'6")	Tape or gear
≤ 4000 mm (13'1")	Motor
≤ 10000 mm (32'10")	Motor

Operation BC26

Recommended operation per awning width

Awning width	Recommended operation
≤ 4000 mm (13'1")	Tape or motor

Fabrication guidelines DA22/32

Drop arm and installation bracket per awning width

Awning width	Drop arm [PCS]	Installation bracket [PCS]
≤ 2000 mm (6'7")	2	2
≤ 2700 mm (8'10")	2	3
≤ 4000 mm (13'1")	3	3

The awning width is defined as the total horizontal length of the awning.

Drop arm

Projection (length of arms including depth of front profile): 400 mm (1'4") – 1200 mm (4').

Max distance between arms 2500 mm (8'2").

For assembly of drop arms, the arm profile should be 88 mm (3 1/2") shorter than projection.

Fabric

Fabric requirement at projection: double arm length + 400 mm (1'4") including valance.

Fabric requirement at projection: double arm length + 200 mm (8") excluding valance.

Cutting specifications from total awning width

	Tape 75.5009	Gear 72.3606/16	Motor HDS or Somfy + 72.2515
Roller tube 39 mm	60 mm (2 3/8")	69 mm (2 11/16")	N/A
Roller tube 54 mm	N/A	N/A	47 mm (1 7/8")
Front tube	35 mm (1 3/8")	35 mm (1 3/8")	35 mm (1 3/8")
Cassette profile	15 mm (5/8")	15 mm (5/8")	15 mm (5/8")
Fabric	80 mm (3 3/16")	89 mm (3 1/2")	81 mm (3 3/16")

Cutting specifications from total awning width for series connection

	Motor HDS or Somfy	Centre awning	End awning
Roller tube 54 mm	38 mm (1 1/2")	46 mm (1 13/16")	54 mm (2 1/8")
Front tube	27 mm (1 1/16")	21 mm (13/16")	29 mm (1 1/8")
Cassette profile	11 mm (7/16")	6 mm (1/4")	10 mm (3/8")
Fabric	72 mm (2 7/8")	66 mm (2 5/8")	74 mm (2 15/16")

Fabrication guidelines VS24

Fabric

Fabric requirement at projection: height of awning + 150 mm

Cutting specifications from total awning width

	Tape	Motor	Gear
Roller tube 39 mm	63 mm	N/A	67 mm
Roller tube 54 mm	N/A	47 mm	N/A
Front profile	52 mm	52 mm	52 mm
Fabric	73 mm	67 mm	79 mm

Fabrication guidelines VS34

Drop arm and installation bracket per awning width

Awning width	Installation bracket [PCS]
≤ 2000 mm (6'7")	2
≤ 4000 mm (13'1")	3

The awning width is defined as the total horizontal length of the awning.

Fabric

Fabric requirement at projection: height of awning + 150 mm

Cutting specifications from total awning width

	Tape	Motor	Gear
Cassette profile	15 mm	15 mm	15 mm
Roller tube 39 mm	58 mm	N/A	62 mm
Roller tube 54 mm	N/A	47 mm	N/A
Front profile	64 mm	64 mm	64 mm
Fabric	68 mm	68 mm	79 mm

Fabrication guidelines BC26

Fabric

Fabric requirement at projection: double arm length + 400 mm incl valance

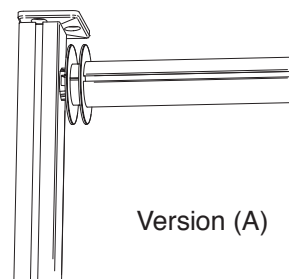
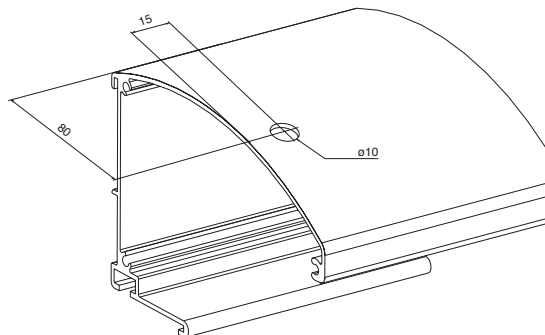
Fabric requirement at projection: double arm length + 200 mm excl valance

Cutting specifications from total awning width – type "A"

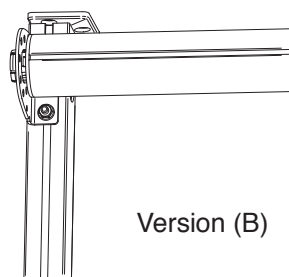
	Tape
Roller tube 39 mm	113 mm
Front profile	10 mm
Fabric	123 mm

Cutting specifications from total awning width – type "B"

	Tape	Motor	Gear
Roller tube 39 mm	64 mm	N/A	68 mm
Roller tube 54 mm	N/A	48 mm	N/A
Front profile	15 mm	15 mm	15 mm
Fabric	74 mm	60 mm	80 mm



Version (A)



Version (B)

Required torque for DA22/32, BC26

(Nm)		Roller tube ø54 mm							
Width [m]		3,2		6		9		10	
Projection	No. of awnings	1 x 3,2 m		2 x 3 m		3 x 3 m		4 x 2,5 m	
	No. of arms	2	3	4	5	6	7	8	10
	0,5 -1,0 m projection	3	4	7	8	11	12	14	16
	with gas springs	7	10	16	18	25	29	33	40

Torque requirements are based on drop arms with maximum spring tension.

For bay window installations, additional torque is required due to higher friction.

Bill of material: DA32 with tape operation

	Article No	Qty		Unit	Pack
		2.0 m	3.2 m		[Unit]
Drop arms					
Drop arms 0.4 m	73.2104.xxxx	2	3	PCS	30
Drop arms 0.5 m	73.2105.xxxx	2	3	PCS	30
Drop arms 0.6 m	73.2106.xxxx	2	3	PCS	30
Drop arms 0.7 m	73.2107.xxxx	2	3	PCS	30
Drop arms 0.8 m	73.2108.xxxx	2	3	PCS	30
Drop arms 0.9 m	73.2109.xxxx	2	3	PCS	30
Drop arms 1.0 m	73.2110.xxxx	2	3	PCS	30
Drop arms 1.2 m	73.2112.xxxx	2	3	PCS	30
Screw	66.1043.0000	4	6	PCS	100
Washer	66.1100.0000	4	6	PCS	100
Plastic cover	71.2410.xxxx	4	6	PCS	100
Bolt	66.1001.0000	2	3	PCS	100
Profiles					
Cassette profile	74.5502.xxxx	2,0	3,2	m	36
Roller tube 39 mm	74.6702.0100	2,0	3,2	m	72
Front profile 50x43 mm	74.5310.xxxx	2,0	3,2	m	72
Locking profile	71.5601.0000	4,0	6,4	m	144/1440
Components					
Installation bracket wall	71.5203.xxxx	2	3	PCS	50
Screw	66.1203.0000	4	6	PCS	100
T-slotted bolt	66.1030.0000	2	3	PCS	100
Flange nut	66.1155.0000	2	3	PCS	100
Plastic cover	71.2410.xxxx	2	3	PCS	100
End brackets	71.2265.xxxx	1	1	Pair	50
Screw	66.1046.0000	6	6	PCS	1000
Tape drum with spring	72.2302.0010	1	1	PCS	100
Tape drum	72.2308.0010	1	1	PCS	100
End caps	71.2269.xxxx	1	1	Pair	50
Fabric lock	71.5613.0000	4	4	PCS	100
Screw	66.1046.0000	2	2	PCS	100
For external tape operation add					
Pull tape	75.5009.xxxx	3,5	3,5	m	150
Tape guide	72.2602.0000	1	1	PCS	100
Screw	66.1038.0000	1	1	PCS	1000
Cord lock	72.2201.xxxx	1	1	PCS	50
Screw	66.1201.0000	2	2	PCS	200
Tassel	71.2301.xxxx	1	1	PCS	100
For internal tape operation with side guiding add					
Pull tape	75.5009.5022	5,0	5,0	m	150
Tape guide	72.2602.xxxx	1	1	PCS	100
Screw	66.1038.0000	1	1	PCS	1000
Holder	72.4001.xxxx	1	1	PCS	50
T-slotted bolt	66.1030.0000	2	2	PCS	100
Flange nut	66.1155.0000	2	2	PCS	100
Tape guide	72.2602.xxxx	1	1	PCS	100
Screw	66.1038.0000	1	1	PCS	1000
Installation plate	72.2501.0000	1	1	PCS	100
Screw	66.1201.0000	2	2	PCS	200
Tape guide	72.2602.xxxx	1	1	PCS	100
Screw	66.1038.0000	1	1	PCS	1000
Covering plate	72.3701.0000	1	1	PCS	100
Cord lock	72.2201.xxxx	1	1	PCS	50
Screw	66.1201.0000	2	2	PCS	200
Tassel	71.2301.xxxx	1	1	PCS	100

Bill of material: DA32 with gear operation

	Article No	Qty		Unit	Pack
		2.0 m	3.2 m		[Unit]
Drop arms					
Drop arms 0.4 m	73.2104.xxxx	2	3	PCS	30
Drop arms 0.5 m	73.2105.xxxx	2	3	PCS	30
Drop arms 0.6 m	73.2106.xxxx	2	3	PCS	30
Drop arms 0.7 m	73.2107.xxxx	2	3	PCS	30
Drop arms 0.8 m	73.2108.xxxx	2	3	PCS	30
Drop arms 0.9 m	73.2109.xxxx	2	3	PCS	30
Drop arms 1.0 m	73.2110.xxxx	2	3	PCS	30
Drop arms 1.2 m	73.2112.xxxx	2	3	PCS	30
Screw	66.1043.0000	4	6	PCS	100
Washer	66.1100.0000	4	6	PCS	100
Plastic cover	71.2410.xxxx	4	6	PCS	100
Bolt	66.1001.0000	2	3	PCS	100
Profiles					
Cassette profile	74.5502.xxxx	2,0	3,2	m	36
Roller tube 39 mm	74.6702.0100	2,0	3,2	m	72
Front profile 50x43 mm	74.5310.xxxx	2,0	3,2	m	72
Locking profile	71.5601.0000	4,0	6,4	m	144/1440
Components					
Installation bracket wall	71.5203.xxxx	2	3	PCS	50
Screw	66.1203.0000	4	6	PCS	100
T-slotted bolt	66.1030.0000	2	3	PCS	100
Flange nut	66.1155.0000	2	3	PCS	100
Plastic cover	71.2410.xxxx	2	3	PCS	100
End brackets	71.2265.xxxx	1	1	Pair	50
Screw	66.1046.0000	6	6	PCS	1000
Drive bushing	72.2307.0010	1	1	PCS	10
Tape drum	72.2308.0010	1	1	PCS	100
End cap	71.2269.xxxx	1	1	Pair	50
Fabric lock	71.5613.0000	4	4	PCS	100
Screw	66.1046.0000	2	2	PCS	100
For external gear operation add					
Worm gear 4.33:1	72.3616.0000	1	1	PCS	1
Bolt	66.1020.0000	2	2	PCS	100
Washer	66.1100.0000	2	2	PCS	100
Lock nut	66.1153.0000	2	2	PCS	100
Plastic cover	71.2410.xxxx	2	2	PCS	100
Crank handle	72.3216.7035	1	1	PCS	10
For internal gear operation add					
Worm gear 4.33:1	72.3606.0000	1	1	PCS	1
Bolt	66.1020.0000	2	2	PCS	100
Washer	66.1100.0000	2	2	PCS	100
Lock nut	66.1153.0000	2	2	PCS	100
Plastic cover	71.2410.xxxx	2	2	PCS	100
Screw	66.1039.0000	2	2	PCS	1000
Universal Coupling	65.2901.0000	1	1	PCS	1
Crank extension rod	74.0001.0000	1,5	1,5	m	48
Crank handle	65.6302.0000	1	1	PCS	1
Crank Holder	65.4003.xxxx	1	1	PCS	100
Screw	66.1039.0000	2	2	PCS	1000
Slotted pin	66.1171.0000	2	2	PCS	100
Slotted pin	66.1172.0000	1	1	PCS	100

Bill of material: DA32 with motor operation

	Article No	Qty		Unit	Pack
		2,0 m	3,2 m		[Unit]
Drop arms					
Drop arms 0.4 m	73.2104.xxxx	2	3	PCS	30
Drop arms 0.5 m	73.2105.xxxx	2	3	PCS	30
Drop arms 0.6 m	73.2106.xxxx	2	3	PCS	30
Drop arms 0.7 m	73.2107.xxxx	2	3	PCS	30
Drop arms 0.8 m	73.2108.xxxx	2	3	PCS	30
Drop arms 0.9 m	73.2109.xxxx	2	3	PCS	30
Drop arms 1.0 m	73.2110.xxxx	2	3	PCS	30
Drop arms 1.2 m	73.2112.xxxx	2	3	PCS	30
Screw	66.1043.0000	4	6	PCS	100
Washer	66.1100.0000	4	6	PCS	100
Plastic cover	71.2410.xxxx	4	6	PCS	100
Bolt	66.1001.0000	2	3	PCS	100
Profiles					
Cassette profile	74.5502.xxxx	2,0	3,2	m	36
Roller tube 54 mm	74.6703.0100	2,0	3,2	m	72
Front profile 50x43 mm	74.5310.xxxx	2,0	3,2	m	72
Locking profile 6 mm	71.5601.0000	2,0	3,2	m	144 / 1440
Locking profile 4 mm	71.5603.0000	2,0	3,2	m	500
Components					
Installation bracket wall	71.5203.xxxx	2	3	PCS	50
Screw	66.1203.0000	4	6	PCS	100
T-slotted bolt	66.1030.0000	2	3	PCS	100
Flange nut	66.1155.0000	2	3	PCS	100
Plastic cover	71.2410.xxxx	2	3	PCS	100
End brackets	71.2265.xxxx	1	1	Pair	50
Screw	66.1046.0000	6	6	PCS	1000
Tube Bushing	72.3403.0000	1	1	PCS	10
End cap	71.2269.xxxx	2	2	Pair	50
Fabric lock	71.5613.0000	4	4	PCS	100
Motor		1	1		
Motor Bracket	72.2515.0000	1	1	PCS	20
Crown		1	1		
Drive Bushing		1	1		

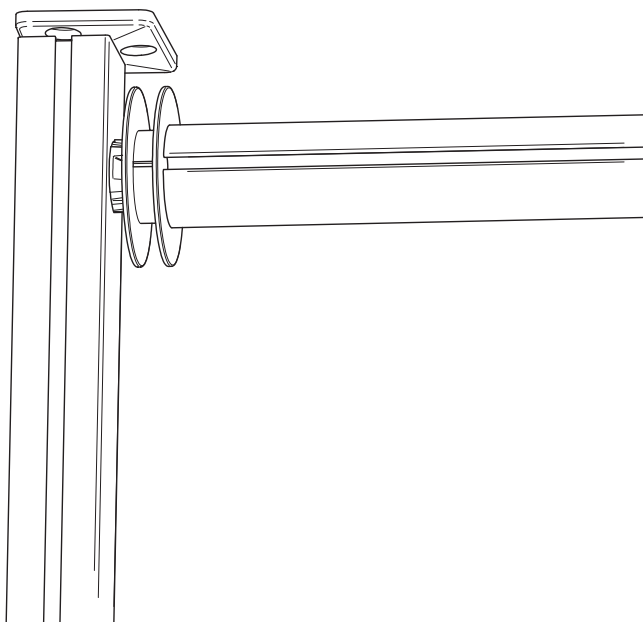
Bill of material: DA22 with tape operation

	Article No	Qty		Unit	Pack
		2.0 m	3.2 m		[Unit]
Drop arms					
Drop arms 0.4 m	73.2104.xxxx	2	3	PCS	30
Drop arms 0.5 m	73.2105.xxxx	2	3	PCS	30
Drop arms 0.6 m	73.2106.xxxx	2	3	PCS	30
Drop arms 0.7 m	73.2107.xxxx	2	3	PCS	30
Drop arms 0.8 m	73.2108.xxxx	2	3	PCS	30
Drop arms 0.9 m	73.2109.xxxx	2	3	PCS	30
Drop arms 1.0 m	73.2110.xxxx	2	3	PCS	30
Drop arms 1.2 m	73.2112.xxxx	2	3	PCS	30
Screw	66.1043.0000	4	6	PCS	100
Washer	66.1100.0000	4	6	PCS	100
Plastic cover	71.2410.0001	4	6	PCS	100
Bolt	66.1001.0000	2	3	PCS	100
Profiles					
Roller tube 39 mm	74.6702.0100	2,0	3,2	m	72
Front profile 50x43 mm	74.5310.xxxx	2,0	3,2	m	72
Locking profile 6 mm	71.5601.0000	4,0	6,4	m	144/1440
Components					
Installation bracket wall	71.2755.xxxx	1	1	Pair	10
Screw	66.1203.0000	6	6	PCS	100
Bushing	71.3108.0000	2	2	PCS	100
Tape drum with spring	72.2302.0010	1	1	PCS	100
Tape drum	72.2308.0010	1	1	PCS	100
End cap	71.2269.xxxx	1	1	Pair	50
Fabric lock	71.5613.0000	4	4	PCS	100
Screw	66.1046.0000	2	2	PCS	100
For external tape operation add					
Pull tape	75.5009.xxxx	3,5	3,5	m	150
Cord lock	72.2201.xxxx	1	1	PCS	50
Screw	66.1201.0000	2	2	PCS	200
Tassel	71.2301.xxxx	1	1	PCS	100
For internal tape operation add					
Pull tape	75.5009.xxxx	5,0	5,0	m	150
Installation plate	72.2501.0000	1	1	PCS	100
Screw	66.1201.0000	2	2	PCS	200
Tape guide	72.2602.xxxx	1	1	PCS	100
Screw	66.1038.0000	1	1	PCS	1000
Covering plate	72.3701.0000	1	1	PCS	100
Cord lock	72.2201.xxxx	1	1	PCS	50
Screw	66.1201.0000	2	2	PCS	200
Tassel	71.2301.xxxx	1	1	PCS	100

Bill of material: BC26 with tape operation (A)

	Article No	Qty		Unit	Pack
		2.0 m	4,0 m		[Unit]
Drop arms					
Drop arms 0.4 m	73.2104.xxxx	2	3	PCS	30
Drop arms 0.5 m	73.2105.xxxx	2	3	PCS	30
Drop arms 0.6 m	73.2106.xxxx	2	3	PCS	30
Drop arms 0.7 m	73.2107.xxxx	2	3	PCS	30
Drop arms 0.8 m	73.2108.xxxx	2	3	PCS	30
Drop arms 0.9 m	73.2109.xxxx	2	3	PCS	30
Drop arms 1.0 m	73.2110.xxxx	2	3	PCS	30
Drop arms 1.2 m	73.2112.xxxx	2	3	PCS	30
T-slotted bolt	66.1030.0000	4	4	PCS	100
Flange nut	66.1155.0000	4	4	PCS	100
Bolt	66.1000.0000	2	2	PCS	100
Profiles					
Roller tube 39 mm	74.6702.0100	2,0	4,0	m	72
Front profile 50x43 mm	74.5310.xxxx	2,0	4,0	m	72
Support leg	77.4600.0000	1	1	Pair	1
Locking profile 6 mm	71.5601.0000	4,0	8,0	m	144 / 1440
Components					
Adjustable kit	66.6502.0182	1	1	Pair	1
Bushing	72.3108.0000	2	2	PCS	50
Tape drum with spring	72.2302.0010	1	1	PCS	100
Tape drum	72.2308.0010	1	1	PCS	100
End cap	71.2269.xxxx	1	1	Pair	50
Fabric lock	71.5613.0000	4	4	PCS	100
Screw	66.1046.0000	2	2	PCS	100
Pull tape	75.5009.xxxx	5,0	5,0	m	150
Cord lock	72.2201.xxxx	1	1	PCS	50
Screw	66.1038.0000	2	2	PCS	1000
Tassel	71.2301.xxxx	1	1	PCS	100

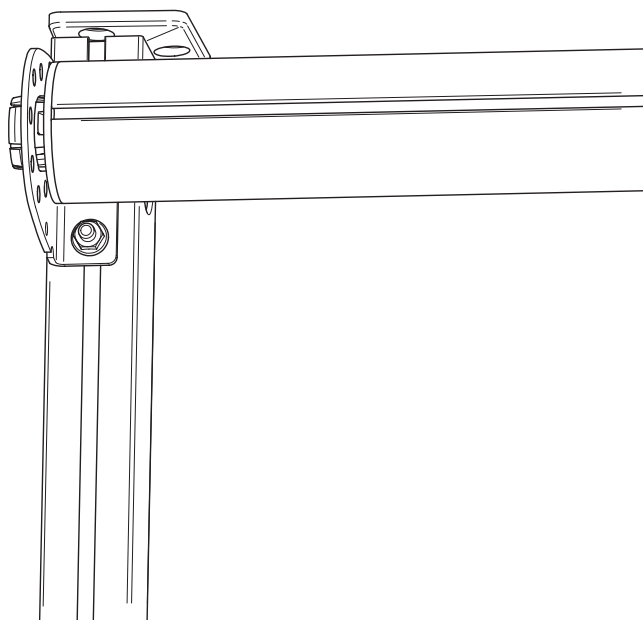
Version (A)



Bill of material: BC26 with tape operation (B)

	Article No	Qty		Unit	Pack
		2.0 m	4,0 m		[Unit]
Drop arms					
Drop arms 0.4 m	73.2104.xxxx	2	3	PCS	30
Drop arms 0.5 m	73.2105.xxxx	2	3	PCS	30
Drop arms 0.6 m	73.2106.xxxx	2	3	PCS	30
Drop arms 0.7 m	73.2107.xxxx	2	3	PCS	30
Drop arms 0.8 m	73.2108.xxxx	2	3	PCS	30
Drop arms 0.9 m	73.2109.xxxx	2	3	PCS	30
Drop arms 1.0 m	73.2110.xxxx	2	3	PCS	30
Drop arms 1.2 m	73.2112.xxxx	2	3	PCS	30
T-slotted bolt	66.1030.0000	8	8	PCS	100
Flange nut	66.1155.0000	8	8	PCS	100
Bolt	66.1000.0000	2	2	PCS	100
Profiles					
Roller tube 39 mm	74.6702.0100	2,0	4,0	m	72
Front profile 50x43 mm	74.5310.xxxx	2,0	4,0	m	72
Support leg	77.4600.0000	1	1	Pair	1
Locking profile 6 mm	71.5601.0000	4,0	8,0	m	144 / 1440
Components					
Installation bracket wall	71.2755.xxxx	1	1	Pair	10
Bushing	72.3108.0000	2	2	PCS	50
Adjustable kit	66.6502.0182	1	1	Pair	1
Tape drum with spring	72.2302.0010	1	1	PCS	100
Tape drum	72.2308.0010	1	1	PCS	100
End cap	71.2269.xxxx	1	1	Pair	50
Fabric lock	71.5613.0000	4	4	PCS	100
Screw	66.1046.0000	2	2	PCS	100
Pull tape	75.5009.xxxx	5,0	5,0	m	150
Cord lock	72.2201.xxxx	1	1	PCS	50
Screw	66.1038.0000	2	2	PCS	1000
Tassel	71.2301.xxxx	1	1	PCS	100

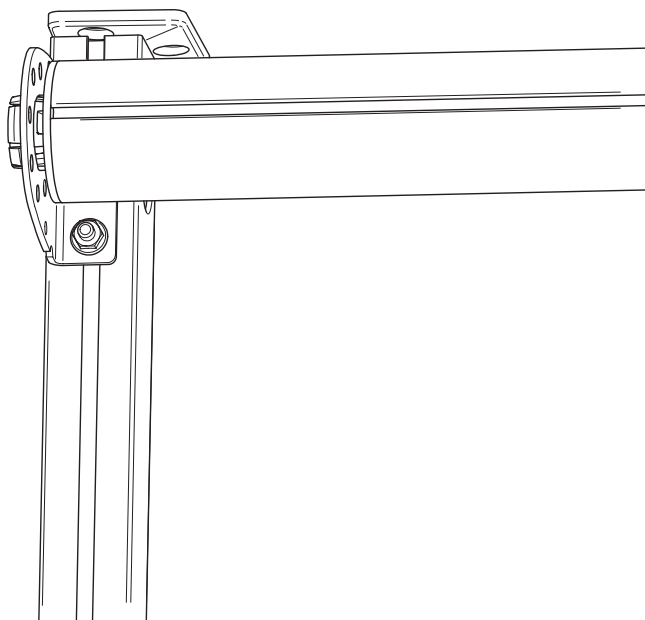
Version (B)



Bill of material: BC26 with motor operation (B)

	Article No	Qty		Unit	Pack
		2.0 m	4,0 m		[Unit]
Drop arms					
Drop arms 0.4 m	73.2104.xxxx	2	3	PCS	30
Drop arms 0.5 m	73.2105.xxxx	2	3	PCS	30
Drop arms 0.6 m	73.2106.xxxx	2	3	PCS	30
Drop arms 0.7 m	73.2107.xxxx	2	3	PCS	30
Drop arms 0.8 m	73.2108.xxxx	2	3	PCS	30
Drop arms 0.9 m	73.2109.xxxx	2	3	PCS	30
Drop arms 1.0 m	73.2110.xxxx	2	3	PCS	30
Drop arms 1.2 m	73.2112.xxxx	2	3	PCS	30
T-slotted bolt	66.1030.0000	8	8	PCS	100
Flange nut	66.1155.0000	8	8	PCS	100
Bolt	66.1000.0000	2	2	PCS	100
Profiles					
Roller tube 54 mm	74.6703.0100	2,0	3,2	m	72
Front profile 50x43 mm	74.5310.xxxx	2,0	4,0	m	72
Support leg	77.4600.0000	1	1	Pair	1
Locking profile 6 mm	71.5601.0000	2,0	4,0	m	144 / 1440
Locking profile 4 mm	71.5603.0000	2,0	4,0	m	500
Components					
Installation bracket wall	71.2755.xxxx	1	1	Pair	10
Bushing	72.3108.0000	2	2	PCS	50
Adjustable kit	66.6502.0182	1	1	Pair	1
Tube Bushing	72.3403.0000	1	1	PCS	10
End cap	71.2269.xxxx	1	1	Pair	50
Fabric lock	71.5613.0000	4	4	PCS	100
Motor		1	1		
Motor Bracket	72.2515.0000	1	1	PCS	20
Crown		1	1		
Drive Bushing		1	1		

Version (B)



Bill of material: VS34 with tape operation

	Colour	Qty		Unit	Pack
	[Silver]	2.0 m	3.2 m		[Unit]
Profiles					
Cassette profile	74.5502.0182	2,0	3,2	m	36
Roller tube 39 mm	74.6702.0100	2,0	3,2	m	72
Front profile	74.2004.xxxx	2,0	3,2	m	30
Locking profile 6 mm	71.5601.0000	2,0	3,2	m	144/1440
Locking profile 4 mm	71.5603.0000	2,0	3,2	m	500
Weight Square shaft	71.3704.0000	1,8	3	m	3

Components

Installation kit	66.6505.0000	1	1	Pair	10
Screw	66.1201.0000	4	4	PCS	200
Cord	68.9516.5022	5,0	5,0	m	100
Cord stop	66.6506.0000	2	2	PCS	50
Installation bracket wall	71.5203.xxxx	2	3	PCS	50
Screw	66.1203.0000	4	6	PCS	100
T-slotted bolt	66.1030.0000	2	3	PCS	100
Flange nut	66.1155.0000	2	3	PCS	100
Plastic cover	71.2410.0182	2	3	PCS	100
End brackets	71.2265.0182	1	1	Pair	50
Screw	66.1046.0000	6	6	PCS	1000
Tape drum with spring	72.2302.0010	1	1	PCS	100
Tape drum	72.2308.0010	1	1	PCS	100
End cap for cord guiding	72.2510.0000	2	2	PCS	20
Screw	66.1064.0000	4	4	PCS	1000

For external tape operation add

Pull tape	75.5009.5022	3,5	3,5	m	150
Tape guide	72.2602.0000	1	1	PCS	100
Screw	66.1038.0000	1	1	PCS	1000
Cord lock	72.2201.0000	1	1	PCS	50
Screw	66.1086.0000	2	2	PCS	1000
Tassel	71.2301.0058	1	1	PCS	100

For internal tape operation add

Pull tape	75.5009.5022	5,0	5,0	m	150
Tape guide	72.2602.0000	1	1	PCS	100
Screw	66.1038.0000	1	1	PCS	1000
Holder	72.4001.0000	1	1	PCS	50
T-slotted bolt	66.1030.0000	2	2	PCS	100
Flange nut	66.1155.0000	2	2	PCS	100
Tape guide	72.2602.0000	1	1	PCS	100
Screw	66.1038.0000	1	1	PCS	1000
Installation plate	72.2501.0000	1	1	PCS	100
Screw	66.1201.0000	2	2	PCS	200
Tape guide	72.2602.0000	1	1	PCS	100
Screw	66.1038.0000	1	1	PCS	1000
Covering plate	72.3701.0000	1	1	PCS	100
Cord lock	72.2201.0000	1	1	PCS	50
Screw	66.1201.0000	2	2	PCS	200
Tassel	71.2301.0058	1	1	PCS	100

Bill of material: VS34 with motor operation

	Colour [Silver]	Qty 2.0 m 3.2 m		Unit	Pack [Unit]
Profiles					
Cassette	74.5502.0182	2,0	3,2	m	36
Roller tube 54 mm	74.6703.0100	2,0	3,2	m	72
Front profile	74.2004.xxxx	2,0	3,2	m	30
Locking profile 4 mm	71.5603.0000	4,0	6,4	m	500
Weight Square shaft	71.3704.0000	1,8	3	m	3
Components					
Installation kit	66.6505.0182	1	1	Pair	10
Screw	66.1201.0000	4	4	PCS	200
Cord	68.9516.5022	5,0	5,0	m	100
Cord stop	66.6506.0000	2	2	PCS	50
Installation bracket wall	71.5203.xxxx	2	3	PCS	50
Screw	66.1203.0000	4	6	PCS	100
T-slotted bolt	66.1030.0000	2	3	PCS	100
Flange nut	66.1155.0000	2	3	PCS	100
Plastic cover	71.2410.0182	2	3	PCS	100
End brackets	71.2265.0182	1	1	Pair	50
Screw	66.1046.0000	6	6	PCS	1000
Tube Bushing	72.3403.0000	1	1	PCS	10
End cap for cord guiding	72.2510.0000	2	2	PCS	20
Screw	66.1064.0000	4	4	PCS	1000
For Motor operation add					
Motor		1	1		
Motor Bracket	72.2515.0000	1	1	PCS	20
Crown		1	1		
Drive Bushing		1	1		

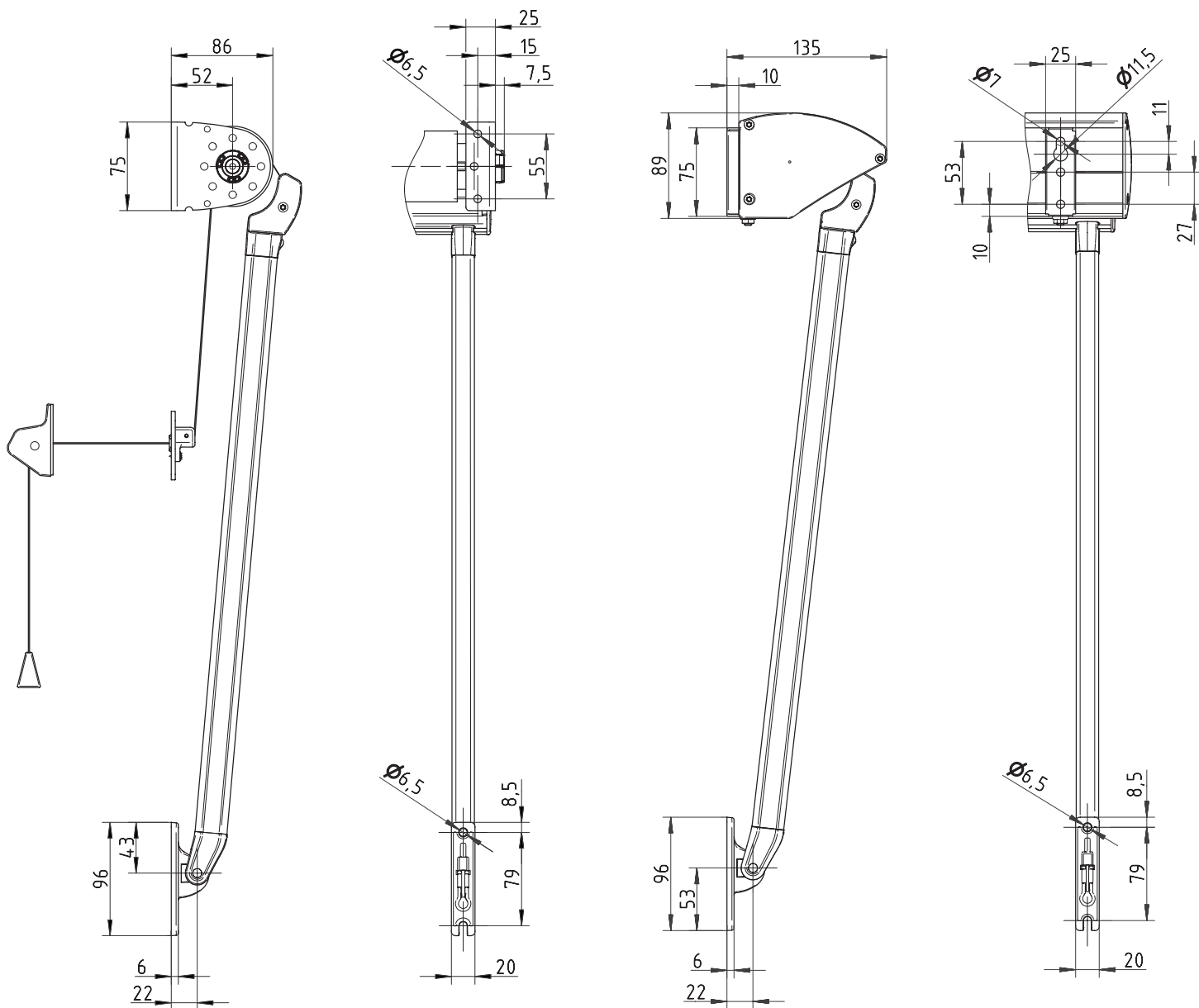
Bill of material: VS24 with tape operation

	Colour [Silver]	Qty		Unit	Pack [Unit]
		2.0 m	3.2 m		
Profiles					
Roller tube 39 mm	74.6702.0100	2,0	3,2	m	72
Front profile	74.2004.xxxx	2,0	3,2	m	30
Locking profile 6 mm	71.5601.0000	2,0	3,2	m	144/1440
Locking profile 4 mm	71.5603.0000	2,0	3,2	m	500
Weight Square shaft	71.3704.0000	1,8	3	m	3
Components					
Installation bracket wall	71.2755.0182	1	1	Pair	10
Screw	66.1203.0000	6	6	PCS	100
Plastic cover	71.2410.0182	6	6	PCS	100
Installation kit	66.6505.0000	1	1	Pair	10
Screw	66.1201.0000	4	4	PCS	200
Cord	68.9516.5022	5,0	5,0	m	100
Bushing	71.3108.0000	2	2	PCS	100
Tape drum with spring	72.2302.0010	1	1	PCS	100
Tape drum	72.2308.0010	1	1	PCS	100
End cap for cord guiding	72.2510.0000	2	2	PCS	20
Screw	66.1064.0000	4	4	PCS	1000
For external tape operation add					
Pull tape	75.5009.5022	3,5	3,5	m	150
Cord lock	72.2201.0000	1	1	PCS	50
Screw	66.1201.0000	2	2	PCS	200
Tassel	71.2301.0058	1	1	PCS	100
For internal tape operation add					
Pull tape	75.5009.5022	5,0	5,0	m	150
Installation plate	72.2501.0000	1	1	PCS	100
Screw	66.1201.0000	2	2	PCS	200
Tape guide	72.2602.0000	1	1	PCS	100
Screw	66.1038.0000	1	1	PCS	1000
Covering plate	72.3701.0000	1	1	PCS	100
Cord lock	72.2201.0000	1	1	PCS	50
Screw	66.1201.0000	2	2	PCS	200
Tassel	71.2301.0058	1	1	PCS	100

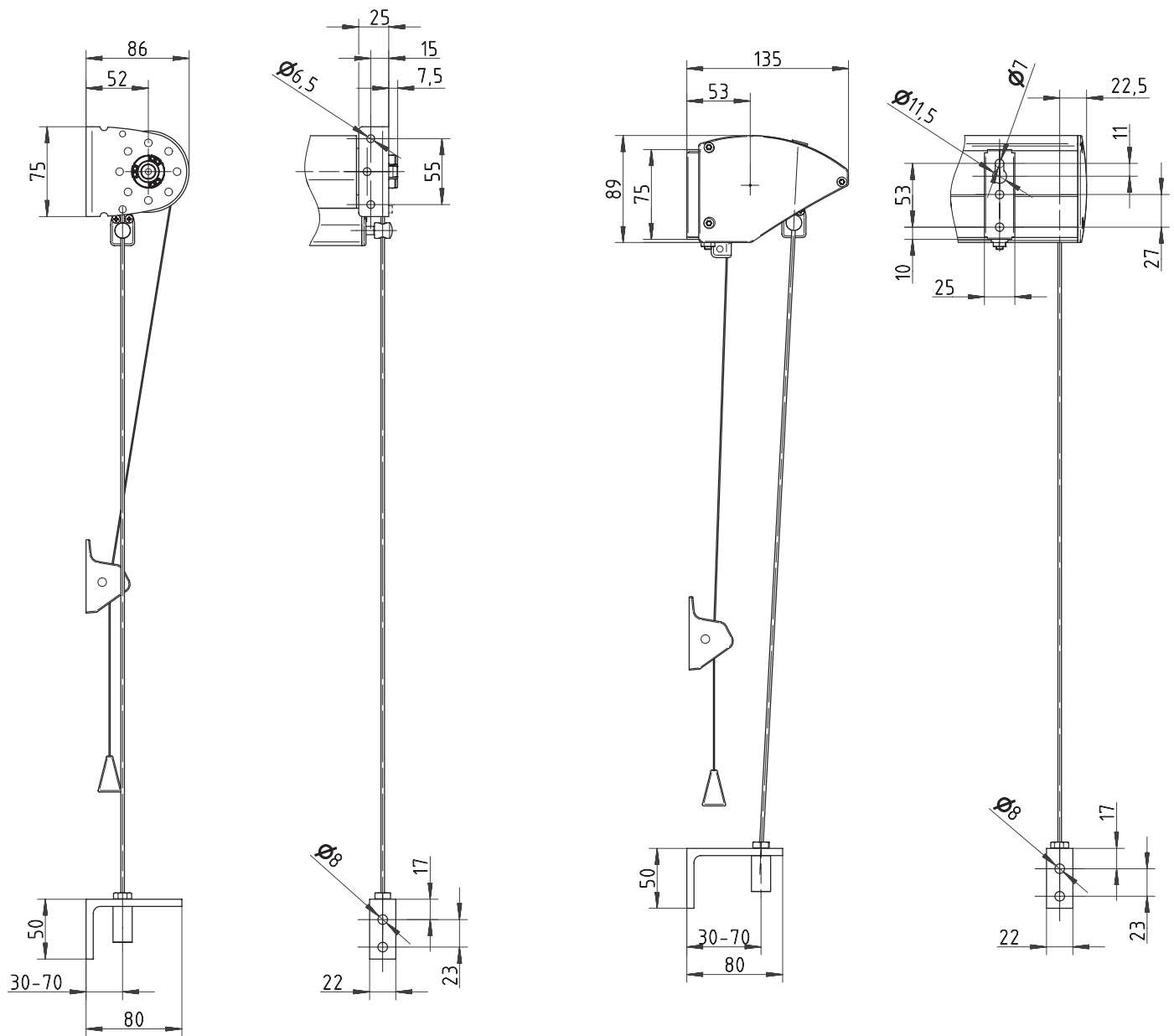
Bill of material: VS24 with motor operation

	Colour [Silver]	Qty		Unit	Pack [Unit]
		2.0 m	3.2 m		
Profiles					
Roller tube 54 mm	74.6703.0100	2,0	3,2	m	72
Front profile	74.2004.xxxx	2,0	3,2	m	30
Locking profile 4 mm	71.5603.0000	4,0	6,4	m	500
Weight Square shaft	71.3704.0000	1,8	3	m	3
Components					
Installation bracket wall	71.2755.0182	1	1	Pair	10
Screw	66.1203.0000	6	6	PCS	100
Installation kit	66.6505.0000	1	1	Pair	10
Screw	66.1201.0000	4	4	PCS	200
Cord	68.9516.5022	5,0	5,0	m	100
Bushing	72.3403.0010	1	1	PCS	50
End cap for cord guiding	72.2510.0000	2	2	PCS	20
Screw	66.1064.0000	4	4	PCS	1000
For Motor operation add					
Motor		1	1		
Motor Bracket		1	1		
Crown		1	1		
Drive Bushing		1	1		

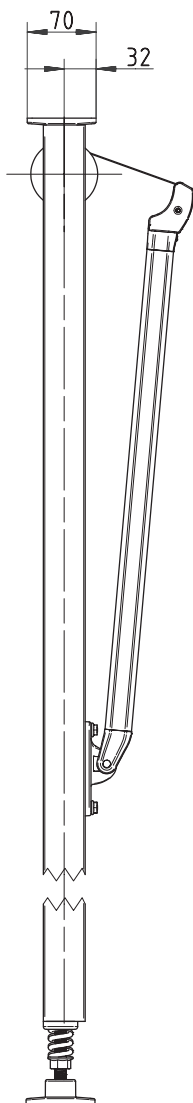
Installation view DA22/32



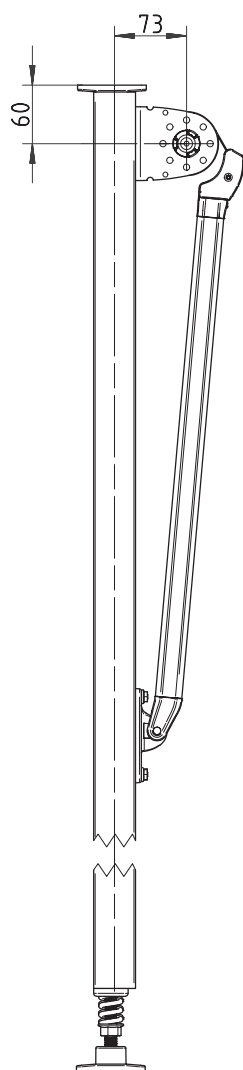
Installation view VS24/34



Installation view BC26

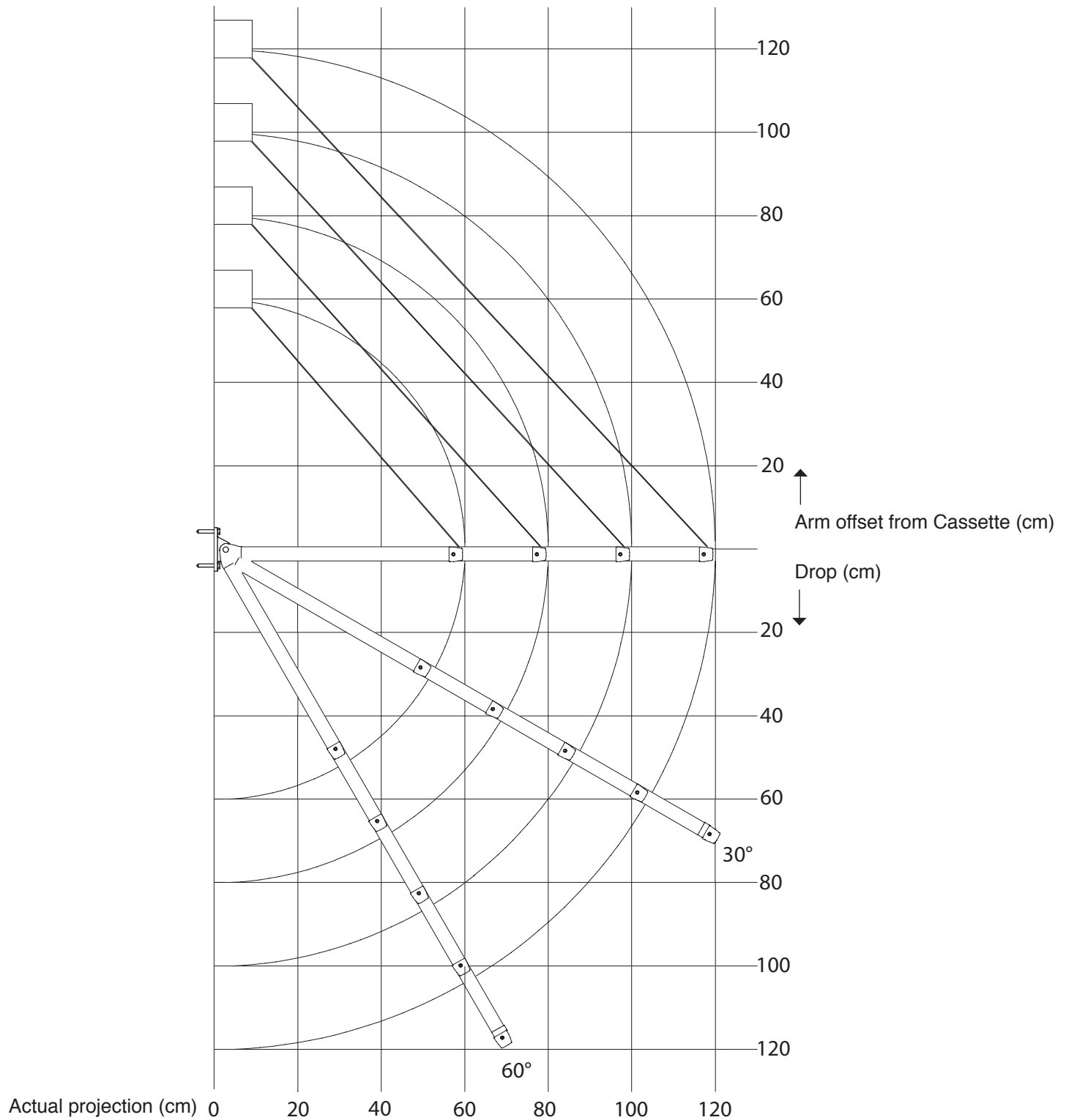


Installation option A:



Installation option B:

Projection Diagram 73.2104-12 & 73.2404-10



HUNTER DOUGLAS SCANDINAVIA

PO Box 541
SE-441 15 Alingsås
Sweden
Tel: +46-322 775 00
Fax: +46-322 775 99
E-mail: order@hunterdouglas.se



www.hunterdouglas.se