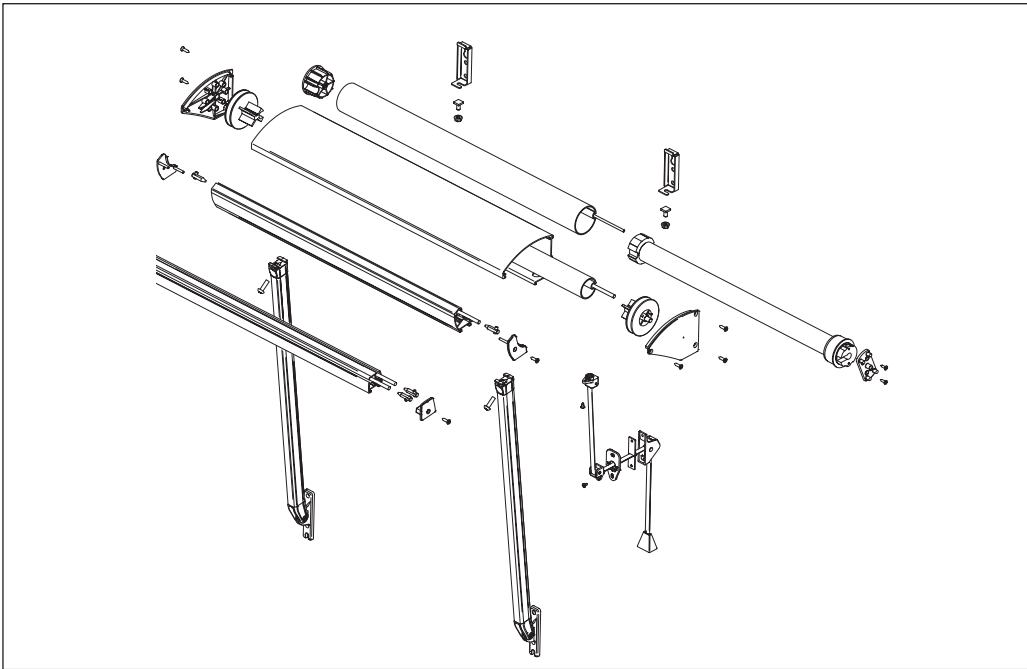
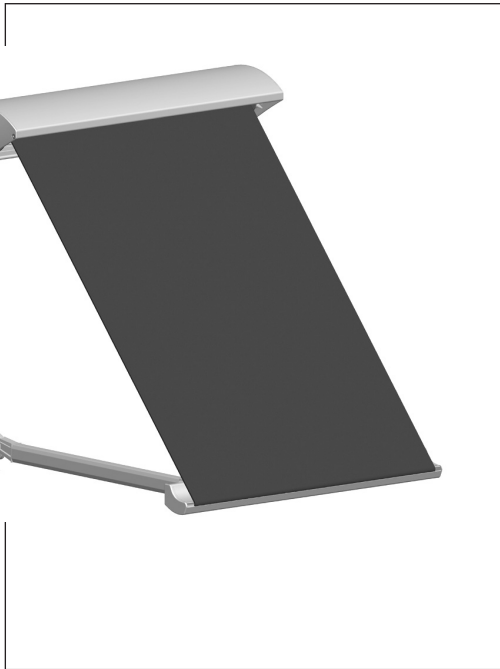


# Window Awning 20-series & 30-series



## WINDOW AWNING COMPONENT BOOK

DA22

DA32

VS24

VS34

BC26



# INDEX

	Page
Beskrivning Description Beschreibung .....	2-4
Sprängskiss Exploded view Explosionsdarstellung .....	5-8
Komponenter Components Komponenten .....	9-31
Handverktyg Handtools Handwerkzeuge .....	32
Korsreferens Cross reference Zubehör .....	33
Manövrering Operation Bedienung .....	34
Kapmått Fabrication guidelines Abschneidemaße .....	35-36
Moment Torque Momento.....	37
Materialkalkyl Bill of material Komponenten Aufstellung .....	38-48
Byggmått Installation view Verschiedene Montagemöglichkeiten .....	49-52

FÖRKLARINGAR

\* efter ett artikelnummer hänvisar till rekommenderad skruv etc.

EXPLANATIONS

\* after an article number refers to recommended screw etc.

ERKLÄRUNGEN

\* nach einer Bestellnummer weist auf empfohlene Schraube hin, usw.

## Beskrivning

### Användningsområde

DA22/32 är en kompakt fallarmsmarkis konstruerad för de flesta byggnader, t ex villor, radhus, kontor, butiker, skolor och sjukhus.

VS24/34 är en flexibel och dekorativ screen (rullgardinsmarkis) för de flesta byggnader, t ex villor, radhus, kontor, butiker, skolor och sjukhus.

BC26 är en kompakt fallarmsmarkis avsedd för inbyggda balkonger.

### Manövrering

Utvändig eller invändig manövrering med terylenband, växel eller motor. Motorn kan kompletteras med automatiska styrningar, t ex fjärrkontroll eller sol- och vindautomatik.

### Montering

Markisen monteras enkelt direkt på fönsterfodret, väggen eller i nisch. Nischkonsoler, som tillval, tillåter 45–185 mm justering i djupled.

### Fallarmar

Armkomponenter är tillverkade av pressgjutet zink och armprofiler av strängpressat aluminium. Fallarmar med justerbar spänning för optimal dukspänning.

Armarna är utrustade med Dyneema®-lina över armfäste för ökad stabilitet och bättre kvalitet.

Som tillval finns Gasdämpare att sätta på armarna för att klara sig bättre vid hård vind och för att få en mjukare gång.

Justerbara nischkonsoller för fallarmarna finns som tillval.

### Komponenter

Monteringskonsoler är tillverkade av förzinkat stål. Gavelbeslag är tillverkade av polyamid. Växlar är tillverkade av pressgjutet zink. Den löstagbara veven i stål är pulverlackerad. Bussningar för valsör 39 och 54 mm är tillverkade av ABS. Pulverlackerade artiklar har färgnummer 0001 för vitt (RAL 9010), 0182 för silver, och 0914 för svart. Obehandlade eller galvaniserade artiklar har färgnummer 0000.

Ändskydd till frontprofil är tillverkade av polyeten eller polyoxymetylen, lagerbussning i polyamid. Plastskydd för fästelement är tillverkade av polyeten. Infärgade artiklar har färgnummer 0001 för vitt, 0049 för svart och 0182 för silver. Fästelement är tillverkade av rostfritt stål, förzinkat stål eller stål ytbehandlat med Dacro. 500 LC.

### Profiler

Frontprofil, kassetprofil samt benställningen är tillverkade av strängpressat aluminium. Naturanodiserade aluminiumprofiler har färgnummer 0000, obehandlade 0100, vitanodiserade 0101 (RAL 9010) och pulverlackerade i vitt 0001 (RAL 9010), i silver 0182 och i svart 0914. Valsör 39 och 54 mm är tillverkade av strängpressat aluminium.

### Dimensioner DA22/32

Djup 80 mm, höjd 75 mm utan kasset.  
Djup 135 mm, höjd 90 mm med kasset.  
Utfall (m): 0.4, 0.5, 0.6, 0.7, 0.8, 0.9, 1.0 och 1.2  
Max Bredd 3.2 m (4.0 m med 54 mm rör).  
Seriekoppling upp till 10.0 m med motor.  
Max 5 enheter.

### Dimensioner VS24/34

Djup 80 mm, höjd 75 mm utan kasset.  
Djup 135 mm, höjd 90 mm med kasset.  
Max höjd 2.0 m.  
Max Bredd 3.2 m (4.0 m med 54 mm rör).  
Seriekoppling upp till 10.0 m med motor.  
Max 5 enheter.

### Dimensioner BC26

Utfall 0.8 m  
Max höjd 2.5 m  
Max bredd 4.0 m.

Ovanstående mått är rekommenderade maxmått som inte bör överskridas. Vid svåra monteringsförhållanden bör även dessa maxmått övervägas.

### Icke standard artiklar

Artikelnummer märkt med "Nonstandard" lagerförs inte och har därför längre leveranstid. Minsta orderkvantitet (Min) gäller.

*Vi förbehåller oss rätten till konstruktionsförändringar.*

## Description

### Range of application

DA22/32 is a compact drop arm awning designed for most buildings, i.e. villas, town houses, offices, shops, schools and hospitals.

VS24/34 is a flexible and decorative screen (roller blind awning) for most buildings, i.e. villas, town houses, offices, shops, schools and hospitals.

BC26 is a compact drop arm awning specially designed for integrated balconies.

### Operation

External or internal operation with tape, gear or motor. The motor can be completed with automatic controls, for example sun and wind sensors.

### Installation

The awning can easily be installed directly onto the window architrave, the wall or into a recess. Optional recess brackets allow 45-185 mm depth adjustment.

### Drop arms

The arm components are manufactured of pressure die casted zinc and the arm profiles of extruded aluminium. Drop arms with adjustable springs for excellent fabric tension.

The Dyneema®-cord connection over arm bracket improve the stability of the awning and quality.

Optional Gas dampers to put on your arms to do better in strong winds and get a smoother ride.

Adjustable niche consoles for drop arms are optional.

### Components

Installation brackets are manufactured of zinc plated steel. End bracket is manufactured of polyamide. Gears are manufactured of pressure die casted zinc. The removable crank handle in steel is powder coated. Bushings for roller tube 39 and 54 mm are manufactured of ABS. Powder coated articles have colour code 0001 for white (RAL 9010), 0182 for silver, and 0914 for black. Untreated or galvanised articles have colour code 0000.

End caps for front tube are manufactured of polyethylene or polyoxymethylene, bushing in polyamide. Plastic covers for nuts and bolts are manufactured of polyethylene. Pigmented articles have colour code 0001 for white, 0049 for black and 0182 for silver.

Fasteners are manufactured of stainless steel, zinc plated steel or steel surface treated with Dacro. 500 LC.

### Profiles

Front tube, cassette profile and support leg are manufactured of extruded aluminium. Clear anodised aluminium profiles have colour code 0000, untreated 0100, white anodised 0101 (RAL 9010) and powder coated in white 0001 (RAL 9010), in silver 0182 and in black 0914. Roller tube 39 and 54 mm are manufactured of extruded aluminium.

### Dimensions DA22/32

Depth 80 mm (3 1/8"), height 75 mm (3") without cassette profile.

Depth 135 mm (5 5/16"), height 90 mm (3 9/16") with cassette profile.

Projection (m): 0.4, 0.5, 0.6, 0.7, 0.8, 0.9, 1.0 and 1.2

Projection 1'8", 2', 2'4", 2'8", 3' and 3'4"

Max Width 3.2 m (10'6") (4.0 m with 54 mm tube).

Series connection up to 10.0 m (32'10") with motor.

Max 5 units.

### Dimensions VS24/34

Depth 80 mm (3 1/8"), height 75 mm (3") without cassette profile.

Depth 135 mm (5 5/16"), height 90 mm (3 9/16") with cassette profile.

Max height 2.0 m (6'6")

Max Width 3.2 m (10'6") (4.0 m with 54 mm tube).

Series connection up to 10.0 m (32'10") with motor.

Max 5 units.

### Dimensions BC26

Projection 0.8 m (2'8")

Max height 2.5 m (8'3")

Max width 4.0 m (13'1").

The maximum measurements are recommended and should not be exceeded. If the installation conditions are difficult, even these dimensions should be reconsidered.

### Nonstandard articles

Article numbers marked "Nonstandard" are not kept in stock, which results in longer delivery times. Minimum order quantities (Min) apply.

*Subject to changes without notice.*

## Beschreibung

### Einsatzgebiete

DA22/32 ist eine kompakte Fallarmmarkise, die für die meisten Gebäude, z.B. an Villen, Schulen, Büros, Krankenhäusern usw. geeignet ist.

VS24/34 ist ein flexibler und dekorativer Schirm (Rollladen-Markise), der für die meisten Gebäude, z.B. an Villen, Schulen, Büros, Krankenhäusern usw. geeignet ist.

BC26 ist eine kompakte Fallarmmarkise die sich für eingebauten Balkonen geeignet ist.

### Bedienung

Die Bedienung von außen erfolgt wahlweise mittels Handkurbel, Aufzugband oder Motor, von innen mittels Handkurbel, Aufzugband oder Motor. Für den Motor sind automatische Steuerungen, z.B. Fernbedienung, Sonnen- oder Windautomatik, erhältlich.

### Montage

Die Markise kann einfach direkt an Wand, Fensterrahmen oder Aussparung angebracht werden. Wahlfreie Aussparungs-Konsole erlaubt eine 45-185 mm Justierung der Tiefe.

### Fallarmen

Die Armeinsätze sind aus Zink Hochdruckguß, die Armprofile aus stranggepreßtem Aluminium. Die Arme sind mit einstellbarer Feder für optimale Tuchspannung ausgestattet.

Die Dyneema®-Schnur Verbindung über Arm Konsole verbessern die Stabilität der Markise und Qualität.

Optional Gas-Absorber auf den Arm klemmt und es besser zu machen bei starkem Wind bekommen eine glattere Fahrt.

Einstellbare Nischenkonsolen von Fällen, die Arme sind optional.

### Mechanik

Die Montagekonsole sind aus verzinktem Stahl gefertigt. Die Tuchwellenhalter sind aus Polyamid. Die Getriebe sind aus Zink Hochdruckguß. Die abnehmbare Handkurbel aus Stahl sind pulverbeschichtet. Die Lagerbuchsen für die 39 und 54 mm-Tuchwellen sind aus ABS Hochdruckguß hergestellt. Die pulverbeschichteten Teile haben die Farbenbezeichnung 0001 für weiß (RAL 9010), 0182 für silber und 0914 für schwarz. Unbehandelte oder galvanisierte Teile haben die Farbenbezeichnung 0000.

Die Endkappen für die Fallstangen sind aus Polyoxymäthylen oder Polyäthylen, die Lagerbuchse aus Polyamid. Die Schraubdeckel sind aus Polyäthylen. Gefärbte Teile haben die Farbenbezeichnung 0001 für weiß, 0049 für schwarz und 0182 für silber.

Die Befestigungsteile sind aus rostfreiem Stahl, verzinktem Stahl oder mit Dacrolit 500 LC gefertigt.

### Profile

Kassetteprofile, Fallstange und Beigestell sind aus Aluminium Strangpressprofilen gefertigt. Natureloxierte Aluminiumprofile haben Farbenbezeichnung 0000, unbeschichtete 0100, weiß eloxierte 0101 (RAL 9010) und weiß pulverbeschichtete 0001 (RAL 9010), silber 0182 und schwarz 0914. Die 39 und 54 mm-Tuchwellen sind aus stranggepreßtem Aluminium.

### Maße DA22/32

Tiefe: 80 mm, Höhe: 75 mm ohne Kassetteprofile.  
Tiefe: 135 mm, Höhe: 90 mm mit Kassetteprofile.  
Ausfall (Mtr.) 0.4, 0.5, 0.6, 0.7, 0.8, 0.9, 1.0 und 1.2  
Max. Breite 3.2 m (4.0 m mit 54 mm Tuchwelle).  
Koppelanlagen mit Motor bis 10.0 Mtr. Breite.  
Max 5 Einheiten.

### Maße VS24/34

Tiefe: 80 mm, Höhe: 75 mm ohne Kassetteprofile.  
Tiefe: 135 mm, Höhe: 90 mm mit Kassetteprofile.  
Max. Höhe: 2.0 Mtr.  
Max. Breite 3.2 m (4.0 m mit 54 mm Tuchwelle).  
Koppelanlagen mit Motor bis 10.0 Mtr. Breite.  
Max 5 Einheiten.

### Maße BC26

Ausfall: 0.8 Mtr.  
Max. Höhe: 2.5 Mtr.  
Max. Breite: 4.0 Mtr.

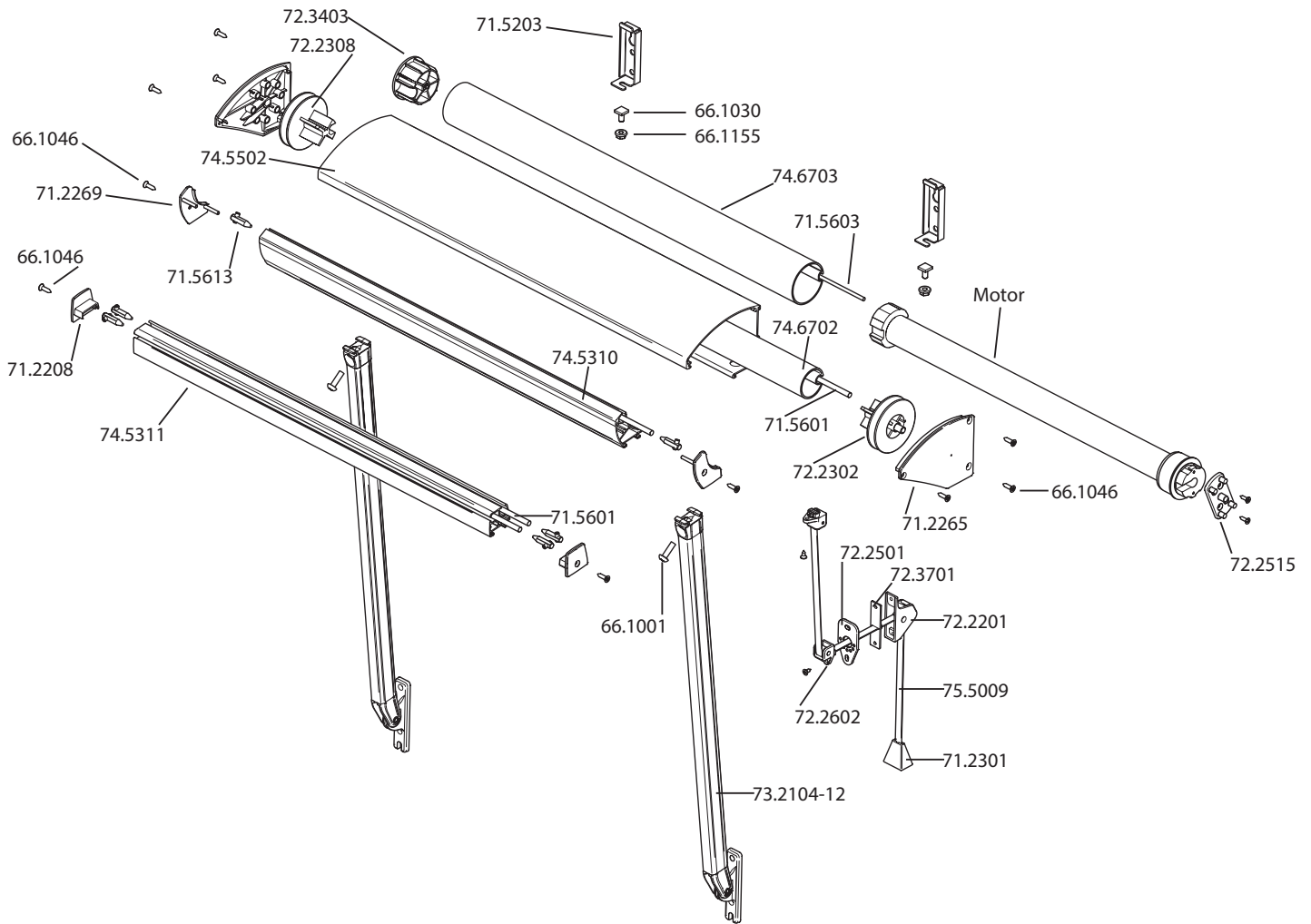
Diese Maximalmaße sind empfohlen und sollten nicht überschritten werden. Bei schwierigen Montagebedingungen sollten auch diese Max.-Maße überdacht werden.

### Nonstandard Artikel

Bestell-Nr., die mit der Kennung „Nonstandard“ ausgeschrieben sind, werden nicht auf Lager gehalten. Daher verlängert sich bei diesen Artikeln die Lieferzeit. Auch Mindestbestellmengen sind erforderlich.

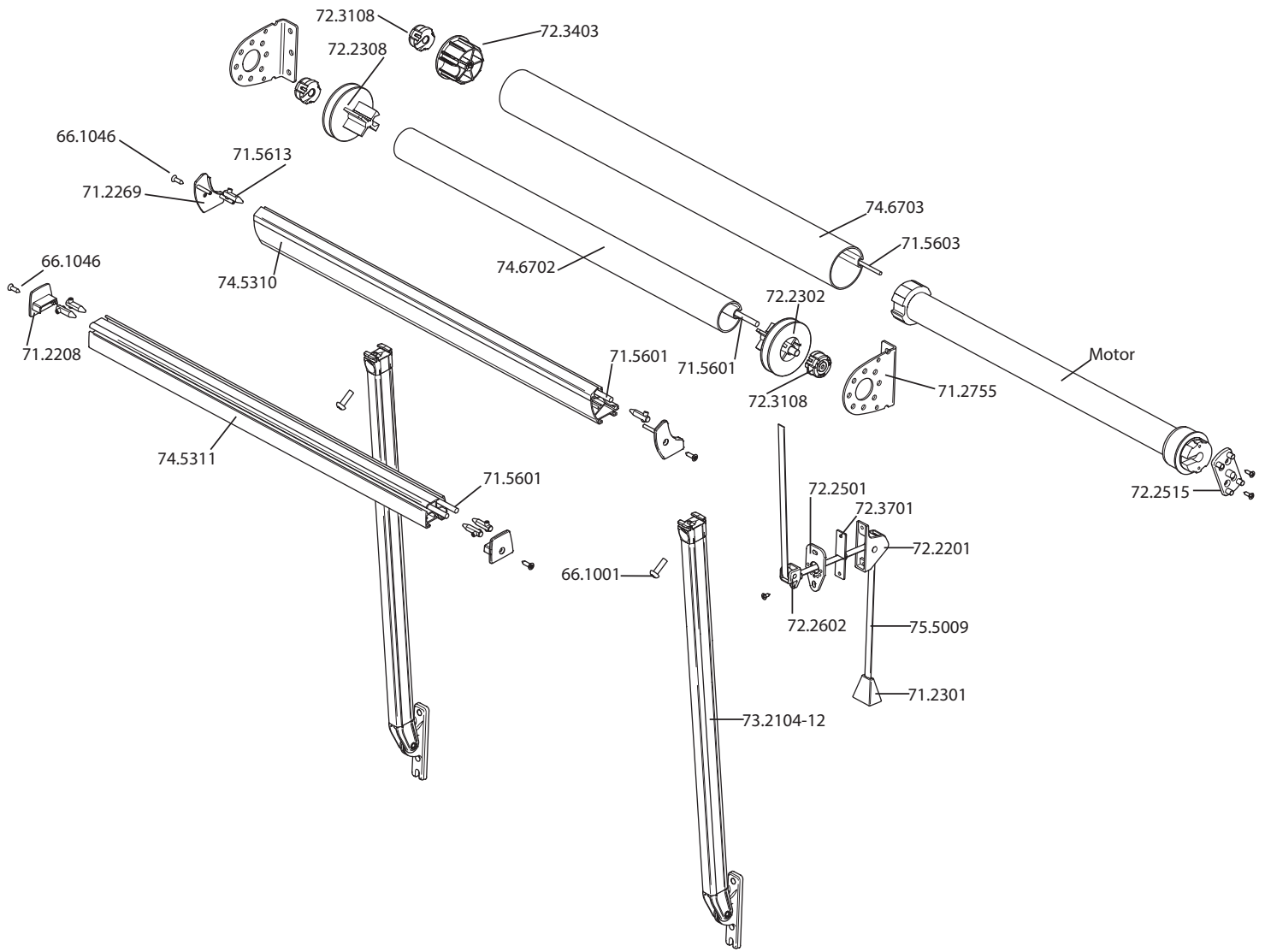
*Technische Änderungen vorbehalten.*

**Exploded view DA32**



Artikel nr utan färgnummer  
 Article No. without colour number  
 Bestell-Nr. ohne Farbenbezeichnung

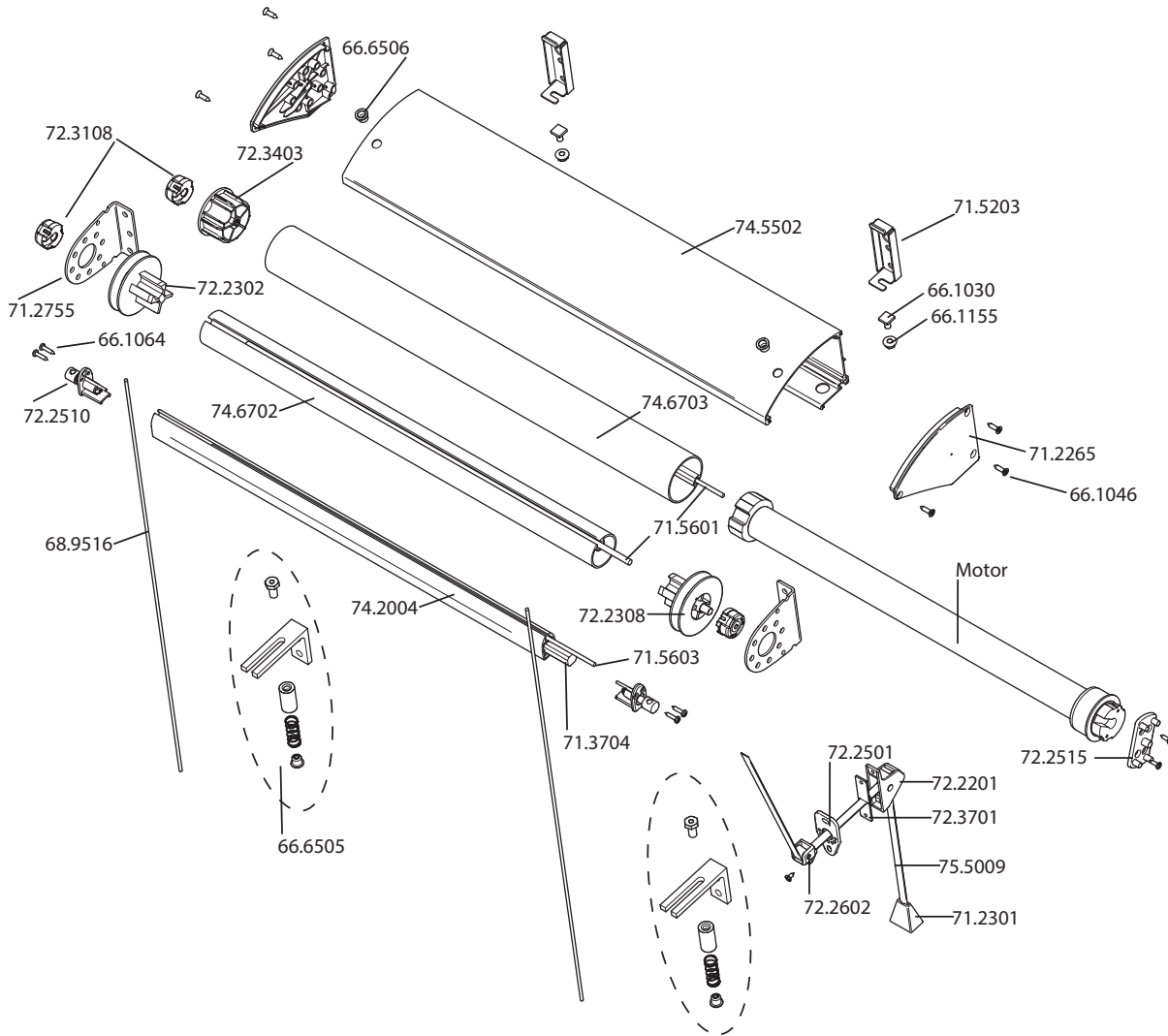
**Exploded view DA22**



Artikel nr utan färgnummer  
 Article No. without colour number  
 Bestell-Nr. ohne Farbenbezeichnung

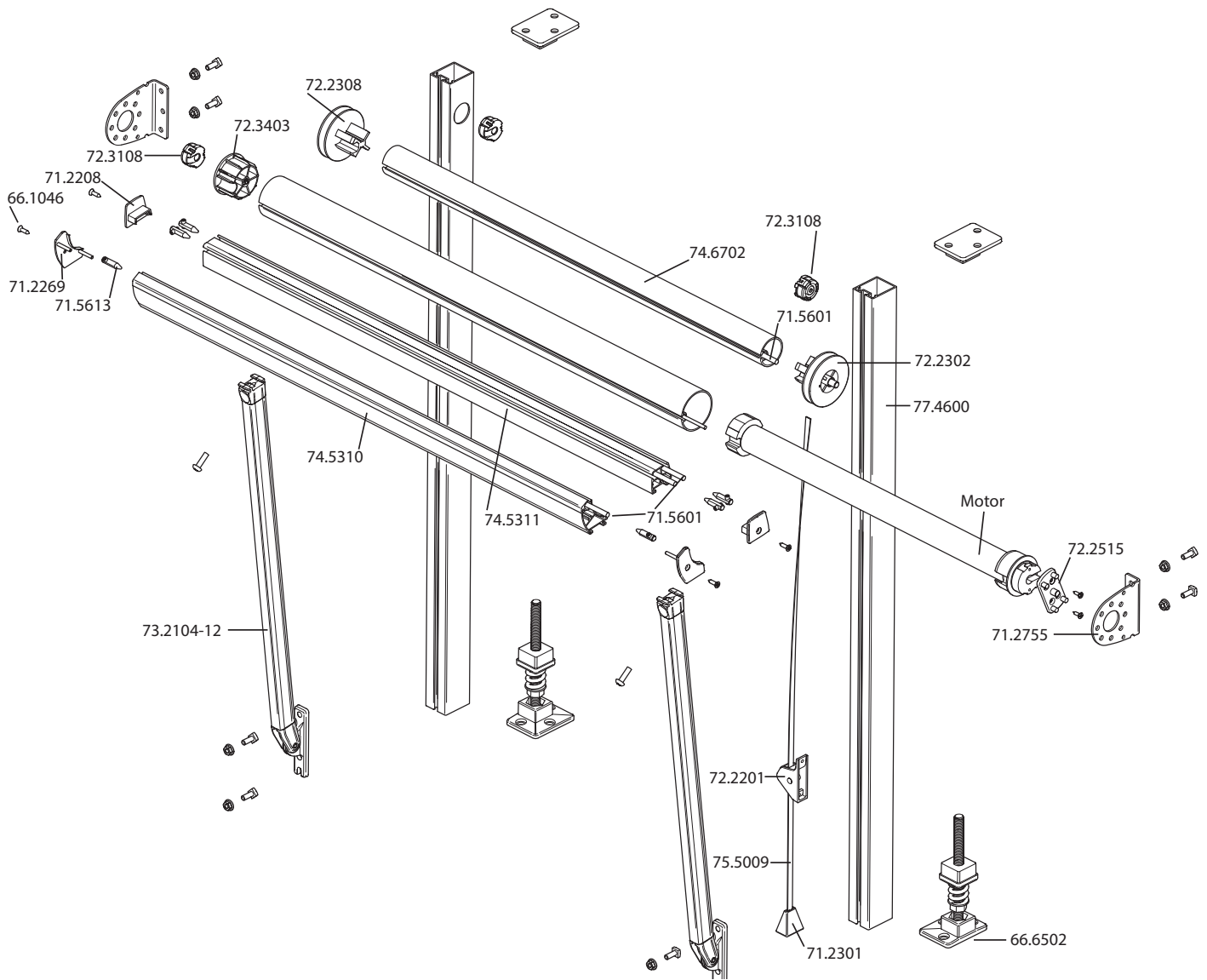


**Exploded view VS24/34**

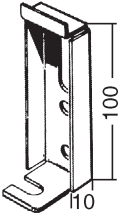
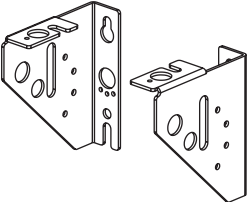


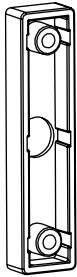
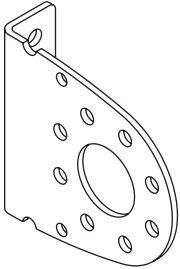
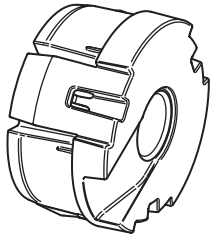
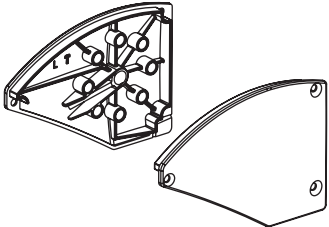
Artikel nr utan färgnummer  
 Article No. without colour number  
 Bestell-Nr. ohne Farbenbezeichnung

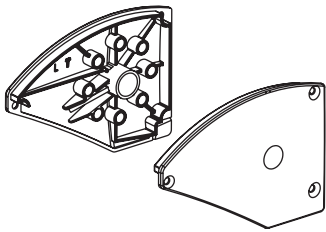
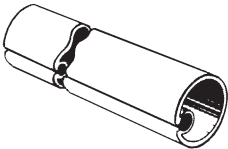


**Exploded view BC26**

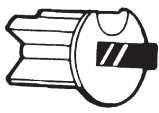
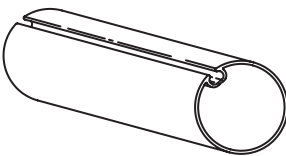
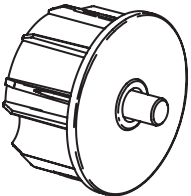
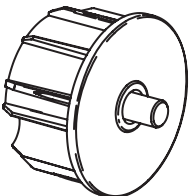


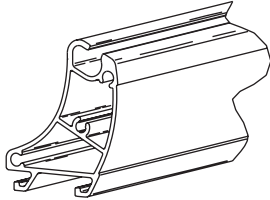
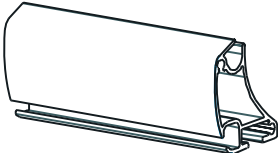
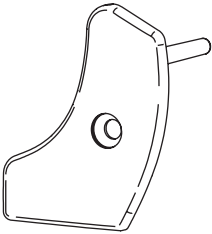
Artikel nr utan färgnummer  
 Article No. without colour number  
 Bestell-Nr. ohne Farbenbezeichnung

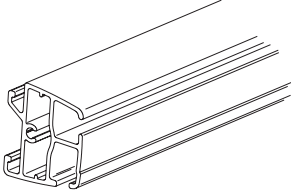
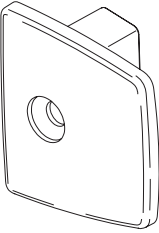
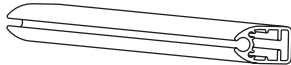
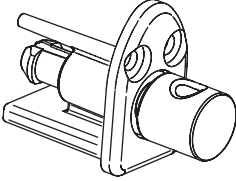
	Article No.	Description	Note	Stand. pack
		<b>Installation bracket wall</b> Steel, zinc plated, for cassette profile 74.5502 <b>Monteringskonsol vägg</b> Stål, förzinkat, för kassettprofil 74.5502 <b>Wandkonsole</b> Stahl, verzinkt, für Kassetprofil 74.5502  * 66.1030, 66.1155		
	<b>71.5203.0000</b>	Galvanized		<b>50</b>
	<b>71.5203.0001</b>	Vit White Weiss		<b>50</b>
	<b>71.5203.0182</b>	Silver Silber		<b>50</b>
	<b>71.5203.0914</b>	Svart Black Schwarz		<b>50</b>
		<b>Installation bracket</b> Steel, zinc plated <b>Nischkonsol</b> Stål, förzinkat <b>Montage-Konsole</b> Stahl, verzinkt  * 66.1030, 66.1155		
	<b>71.0045.0001</b>	Vit White Weiss	45 mm	<b>15 pairs</b>
	<b>71.0045.0182</b>	Silver Silber	45 mm	<b>15 pairs</b>
	<b>71.0045.0914</b>	Svart Black Schwarz	45 mm	<b>15 pairs</b>
	<b>71.0065.0001</b>	Vit White Weiss	65 mm	<b>20 pairs</b>
	<b>71.0065.0182</b>	Silver Silber	65 mm	<b>20 pairs</b>
	<b>71.0065.0914</b>	Svart Black Schwarz	65 mm	<b>20 pairs</b>
	<b>71.0100.0001</b>	Vit White Weiss	100 mm	<b>15 pairs</b>
	<b>71.0100.0182</b>	Silver Silber	100 mm	<b>15 pairs</b>
	<b>71.0100.0914</b>	Svart Black Schwarz	100 mm	<b>15 pairs</b>
	<b>71.0130.0001</b>	Vit White Weiss	130 mm	<b>10 pairs</b>
	<b>71.0130.0182</b>	Silver Silber	130 mm	<b>10 pairs</b>
	<b>71.0130.0914</b>	Svart Black Schwarz	130 mm	<b>10 pairs</b>
	<b>71.0185.0001</b>	Vit White Weiss	185 mm	<b>10 pairs</b>
	<b>71.0185.0182</b>	Silver Silber	185 mm	<b>10 pairs</b>
	<b>71.0185.0914</b>	Svart Black Schwarz	185 mm	<b>10 pairs</b>

	Article No.	Description	Note	Stand. pack
		<b>Distance piece</b> Polypropylene, for installation bracket 71.0045/0065/0100/0130/0185	10 mm	
		<b>Distans</b> Polypropen, för nischkonsol 71.0045/0065/0100/0130/0185		
		<b>Distanzteil</b> Polypropylen, für Montage-Konsole 71.0045/0065/0100/0130/0185		
	<b>77.6702.0001</b>	Vit White Weiss		<b>50</b>
	<b>77.6702.0182</b>	Silver Silber		<b>50</b>
	<b>77.6702.0049</b>	Svart Black Schwarz		<b>50</b>
		<b>Installation bracket wall</b> Aluminium, use bushing 72.3108		
		<b>Monteringskonsol vägg</b> Aluminium, använd bussning 72.3108		
		<b>Wandkonsole</b> Aluminium, mit Lagerbuchse 72.3108		
	<b>71.2755.0001</b>	Vit White Weiss		<b>20</b>
	<b>71.2755.0182</b>	Silver Silber		<b>20</b>
	<b>71.2755.0914</b>	Svart Black Schwarz		<b>20</b>
		<b>Bushing</b> Self lubricating polyamid	8/27 mm	
		<b>Lagerbussning</b> Självsmörjande polyamid		
		<b>Lagerbuchse</b> Selbstschmierend Polyamid		
	<b>72.3108.0000</b>	For use with ø 8 mm pivot		<b>50</b>
		<b>End bracket</b> Fibreglass - polyamide, for cassette profile 74.5502	ø 8 mm	
		<b>Gavelbeslag</b> Glasfiber - polyamid, för kassetprofil 74.5502		
		<b>Tuchwellenhalter</b> Glasfiber - Polyamid, für Kassetprofile 74.5502		
		* 66.1046		
	<b>71.2265.0001</b>	Vit White Weiss		<b>50 pairs</b>
	<b>71.2265.0182</b>	Silver Silber		<b>50 pairs</b>
	<b>71.2265.0049</b>	Svart Black Schwarz		<b>50 pairs</b>



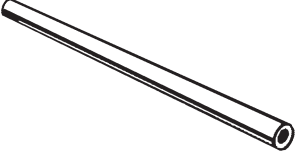
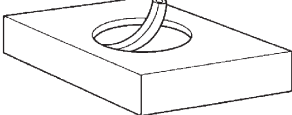
	Article No.	Description	Note	Stand. pack
	<p><b>71.2267.0001</b> <b>71.2267.0182</b> <b>71.2267.0049</b></p>	<p><b>End bracket - Series</b> Fibreglass - polyamide, for cassette profile 74.5502</p> <p><b>Gavelbeslag - Serie</b> Glasfiber - polyamid, för kassetprofil 74.5502</p> <p><b>Tuchwellenhalter - Serie</b> Glasfiber - Polyamid, für Kassetprofile 74.5502</p> <p>* 66.1046</p> <p>Vit White Weiss, for series connection</p> <p>Silver Silber, for series connection</p> <p>Svart Black Schwartz, for series connection</p>		<p><b>10 pairs</b> <b>10 pairs</b> <b>10 pairs</b></p>
	<p><b>74.6702.0100</b></p>	<p><b>Roller tube</b> Aluminium</p> <p><b>Valsrör</b> Aluminium</p> <p><b>Tuchwelle</b> Aluminium</p> <p>(19'8")</p>	<p>ø 39x2.0 mm</p> <p>12 x6 m</p>	<p><b>72 m</b></p>
	<p><b>72.2302.0010</b></p>	<p><b>Tape drum</b> ABS, with ø 8 mm spring loaded pivot, for roller tube 74.6702</p> <p><b>Bandtrumma</b> ABS, med ø 8 mm fjäderbelastad lagertapp, för valsör 74.6702</p> <p><b>Bandtrommel</b> ABS, mit ø 8 mm federbelastetem Zapfen, für Tuchwelle 74.6702</p>	<p>ø 39 mm</p>	<p><b>100</b></p>
	<p><b>72.2308.0010</b></p>	<p><b>Tape drum</b> ABS, with ø 8 mm pivot, for roller tube 74.6702</p> <p><b>Bandtrumma</b> ABS, med ø 8 mm lagertapp, för valsör 74.6702</p> <p><b>Bandtrommel</b> ABS, mit ø 8 mm Zapfen, für Tuchwelle 74.6702</p>	<p>ø 39 mm</p>	<p><b>100</b></p>

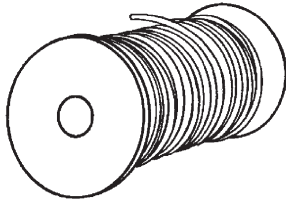
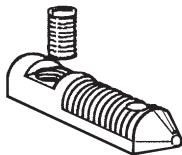
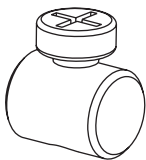
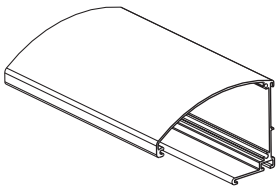
	Article No.	Description	Note	Stand. pack
		<p><b>Drive bushing</b> ABS, for roller tube 74.6702</p> <p><b>Drivbussning</b> ABS, för valsör 74.6702</p> <p><b>Antriebszapfen</b> ABS, für Tuchwelle 74.6702</p>	ø 39 mm	
	<b>72.2307.0010</b>		Shaft 20 mm	<b>10</b>
		<p><b>Roller tube</b> Aluminium</p> <p><b>Valsör</b> Aluminium</p> <p><b>Tuchwelle</b> Aluminium</p>	ø 54 x 2 mm	
	<b>74.6703.0100</b>	(19'8")	10 x 6 m	<b>60 m</b>
		<p><b>Tube bushing</b> Polyamide, with ø 8 mm fixed pivot, for roller tube 74.6703</p> <p><b>Rörbussning</b> Polyamid, med ø 8 mm fast lagertapp, för valsör 74.6703</p> <p><b>Tuchwellenlagerbuchse</b> Polyamid, mit ø 8 mm feststehend Zapfen, für Tuchwelle 74.6703</p>	ø 54 mm	
	<b>72.3403.0000</b>			<b>10</b>
		<p><b>Tube bushing</b> Polyamide, with ø 8 mm spring loaded pivot, for roller tube 74.6703</p> <p><b>Rörbussning</b> Polyamid, med ø 8 mm fjäderbelastad lagertapp, för valsör 74.6703</p> <p><b>Tuchwellenlagerbuchse</b> Polyamid, mit ø 8 mm federbelastern Zapfen, für Tuchwelle 74.6703</p>	ø 54 mm	
	<b>72.3407.0000</b>			<b>10</b>

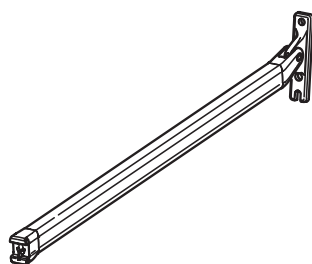
	Article No.	Description	Note	Stand. pack
		<b>Front tube</b> Aluminium, for drop arm 73.2104-12  <b>Frontprofil</b> Aluminium, för fallarm 73.2104-12  <b>Fallstange</b> Aluminium, für Fallarm 73.2104-12	50 x 43 mm	
	<b>74.5310.0000</b>	(19ft 8in) Anodized	12 x6 m	<b>72 m</b>
	<b>74.5310.0001</b>	(19ft 8in) Vit White Weiss	12 x6 m	<b>72 m</b>
	<b>74.5310.0182</b>	(19ft 8in) Silver Silber	12 x6 m	<b>72 m</b>
	<b>74.5310.0914</b>	(19ft 8in) Svart Black Schwarz	12 x6 m	<b>72 m</b>
		<b>Front tube</b> Aluminium, for drop arm T-slot 73.2404-10  <b>Frontprofil</b> Aluminium, för fallarm T-slot 73.2404-10  <b>Fallstange</b> Aluminium, für Fallarm T-slot 73.2404-10	50 x 43 mm	
	<b>74.2108.0000</b>	(19ft 8in) Anodized	12 x6 m	<b>72 m</b>
	<b>74.2108.0001</b>	(19ft 8in) Vit White Weiss	12 x6 m	<b>72 m</b>
	<b>74.2108.0182</b>	(19ft 8in) Silver Silber	12 x6 m	<b>72 m</b>
	<b>74.2108.0914</b>	(19ft 8in) Svart Black Schwarz	12 x6 m	<b>72 m</b>
		<b>End cap</b> Polyethylene, for front tube 74.5310 & 74.2108  <b>Ändskydd</b> Polyeten, för frontprofil 74.5310 & 74.2108  <b>Endkappe</b> Polyäthylen, für Fallstange 74.5310 & 74.2108  * 66.1046		
	<b>71.2269.0001</b>	Vit White Weiss		<b>50 pairs</b>
	<b>71.2269.0182</b>	Silver Silber		<b>50 pairs</b>
	<b>71.2269.0049</b>	Svart Black Schwarz		<b>50 pairs</b>

	Article No.	Description	Note	Stand. pack
		<b>Front tube</b> Aluminium, for drop arm 73.2104-12	31 x 35 mm	
		<b>Frontprofil</b> Aluminium, för fallarm 73.2104-12		
		<b>Fallstange</b> Aluminium, für Fallarm 73.2104-12		
	<b>74.5311.0000</b>	Anodized	12 x6 m	<b>72 m</b>
	<b>74.5311.0001</b>	Vit White Weiss	12 x6 m	<b>72 m</b>
	<b>74.5311.0182</b>	Silver Silber	12 x6 m	<b>72 m</b>
	<b>74.5311.0914</b>	Svart Black Schwartz	12 x6 m	<b>72 m</b>
		<b>End cap</b> Polyethylene, for front tube 74.5311		
		<b>Ändskydd</b> Polyeten, för frontprofil 74.5311		
		<b>Endkappe</b> Polyäthylen, für Fallstange 74.5311		
		* 66.1046		
	<b>71.2208.0001</b>	Vit White Weiss		<b>100</b>
	<b>71.2208.0182</b>	Silver Silber		<b>100</b>
	<b>71.2208.0049</b>	Svart Black Schwarz		<b>100</b>
		<b>Front profile</b> Aluminium		
		<b>Frontprofil</b> Aluminium		
		<b>Fallstange</b> Aluminium		
		* 66.1064		
	<b>74.2004.0001</b>	(19ft 8in) Vit White Weiss	5 x6 m	<b>30 m</b>
	<b>74.2004.0182</b>	(19ft 8in) Silver Silber	5 x6 m	<b>30 m</b>
	<b>74.2004.0914</b>	(19ft 8in) Svart Black Schwarz	5 x6 m	<b>30 m</b>
		<b>End cap for cord guiding</b> Polyamide, for front tube 74.2004		
		<b>Ändskydd för linstyrning</b> Polyamid, för frontprofil 74.2004		
		<b>Endkappe für Schnurschiene</b> Polyamid, für Fallstange 74.2004		
		* 66.1064		
	<b>72.2510.0000</b>			<b>20</b>

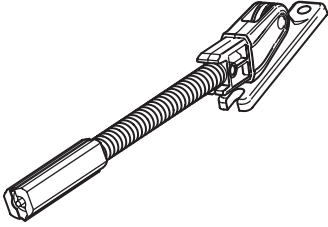
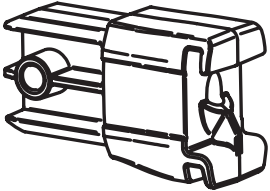
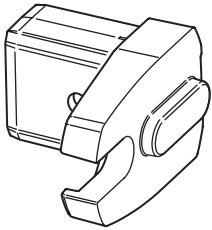


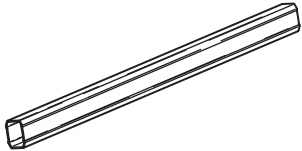
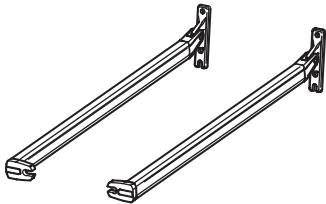
	Article No.	Description	Note	Stand. pack
	71.3712.0000	<p><b>Round shaft</b> Steel, zinc plated, weight for front profile 74.2004</p> <p><b>Rundstång</b> Stål, förzinkat, vikt för frontprofil 74.2004</p>		1.0 m
	71.3704.0000	<p><b>Square shaft</b> Steel, zinc plated, for weight</p> <p><b>Fyrkantsaxel</b> Stål, förzinkat, för vikt</p>	Sq 12.7 mm (1/2")	3.0 m
	71.5603.0000	<p><b>Locking profile</b> Polyethylene, hard.</p> <p><b>Låsprofil / Ten</b> Polyeten, hård.</p> <p><b>Keder</b> Polyäthylen, hart.</p>	Ø 4 mm	500 m
	71.5601.0000	<p><b>Locking profile</b> PVC, hard, for locking of fabric</p> <p><b>Låsprofil</b> PVC, hård, för låsning av duk</p> <p><b>Keder</b> PVC, hart, für Tuchbefestigung</p>	ø 6 mm	144/1440 m
	77.6600.0000	<p><b>Locking profile</b> Polyethylene, medium, for locking of fabric</p> <p><b>Låsprofil</b> Polyeten, halvhård, för låsning av duk</p> <p><b>Keder</b> Polyäthylen, halbhart, für Tuchbefestigung</p>	ø 6 mm	500 m

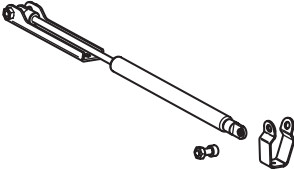
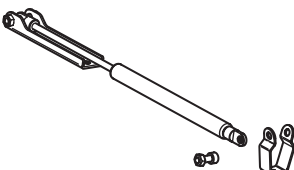
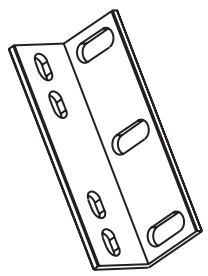

	Article No.	Description	Note	Stand. pack
	<b>77.6601.0000</b>	<p><b>Locking profile</b> Polyethylene, soft, for locking of fabric</p> <p><b>Låsprofil</b> Polyeten, mjuk, för låsning av duk</p> <p><b>Keder</b> Polyäthylen, weich, für Tuchbefestigung</p>	ø 6 mm	<b>450 m</b>
	<b>71.5613.0000</b>	<p><b>Fabric lock</b> Zinc, with screw</p> <p><b>Duklås</b> Zink, med skruv</p> <p><b>Tuchspanner</b> Zink, mit Schraube</p>	ø 8 mm	<b>100</b>
	<b>77.3301.0000</b>	<p><b>Fabric stop</b> Stainless steel, with screw</p> <p><b>Dukstopp</b> Rostfritt stål, med skruv</p> <p><b>Tuchstopp</b> Edelstahl, mit Schraube</p>	ø 8 mm	<b>100</b>
	<p><b>74.5502.0000</b> (19ft 8")</p> <p><b>74.5502.0001</b> (19ft 8") Vit White Weiss</p> <p><b>74.5502.0182</b> (19ft 8") Silver Silber</p> <p><b>74.5502.0914</b> (19ft 8") Svart Black Schwarz</p>	<p><b>Cassette profile</b> Aluminium</p> <p><b>Kassettprofil</b> Aluminium</p> <p><b>Kassetteprofile</b> Aluminium</p>	125 x 89 mm	<p><b>36 m</b></p> <p><b>36 m</b></p> <p><b>36 m</b></p> <p><b>36 m</b></p>

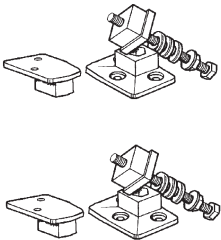
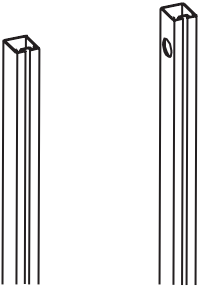
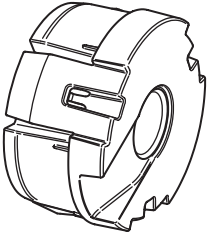
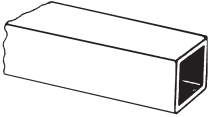


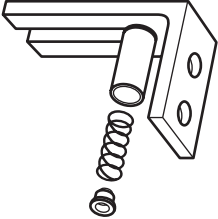



Article No.	Description	Note	Stand. pack
	<b>Drop arm - Straight attachment</b> Complete, with Dyneema cord & adjustable spring tension		
	<b>Fallarm - Rakt fäste</b> Komplett, med Dyneema lina & justerbar fjäderspänning		
	<b>Fallarm - Geraden Befestigungs</b> Komplett, mit Dyneema Schnur & einstellbar Spannung		
	* 66.1001 or 66.1000		
<b>73.2104.0001</b>	(1'4") Vit White Weiss	0.4 m	<b>30</b>
<b>73.2104.0182</b>	(1'4") Silver Silber	0.4 m	<b>30</b>
<b>73.2104.0914</b>	(1'4") Svart Black Schwarz	0.4 m	<b>30</b>
<b>73.2105.0001</b>	(1'8") Vit White Weiss	0.5 m	<b>30</b>
<b>73.2105.0182</b>	(1'8") Silver Silber	0.5 m	<b>30</b>
<b>73.2105.0914</b>	(1'8") Svart Black Schwarz	0.5 m	<b>30</b>
<b>73.2106.0001</b>	(2') Vit White Weiss	0.6 m	<b>30</b>
<b>73.2106.0182</b>	(2') Silver Silbe	0.6 m	<b>30</b>
<b>73.2106.0914</b>	(2') Svart Black Schwarz	0.6 m	<b>30</b>
<b>73.2107.0001</b>	(2'4") Vit White Weiss	0.7 m	<b>30</b>
<b>73.2107.0182</b>	(2'4") Silver Silber	0.7 m	<b>30</b>
<b>73.2107.0914</b>	(2'4") Svart Black Schwarz	0.7 m	<b>30</b>
<b>73.2108.0001</b>	(2'8") Vit White Weiss	0.8 m	<b>30</b>
<b>73.2108.0182</b>	(2'8") Silver Silber	0.8 m	<b>30</b>
<b>73.2108.0914</b>	(2'8") Svart Black Schwarz	0.8 m	<b>30</b>
<b>73.2109.0001</b>	(3') Vit White Weiss	0.9 m	<b>30</b>
<b>73.2109.0182</b>	(3') Silver Silber	0.9 m	<b>30</b>
<b>73.2109.0914</b>	(3') Svart Black Schwarz	0.9 m	<b>30</b>
<b>73.2110.0001</b>	(3'4") Vit White Weiss	1.0 m	<b>30</b>
<b>73.2110.0182</b>	(3'4") Silver Silber	1.0 m	<b>30</b>
<b>73.2110.0914</b>	(3'4") Svart Black Schwarz	1.0 m	<b>30</b>
<b>73.2112.0001</b>	(4') Vit White Weiss, Non Standard, min 30 pcs	1.2 m	<b>30</b>
<b>73.2112.0182</b>	(4') Silver Silber, Non Standard, min 30 pcs	1.2 m	<b>30</b>
<b>73.2112.0914</b>	(4') Svart Black Schwarz, Non Standard, min 30 pcs	1.2 m	<b>30</b>

	Article No.	Description	Note	Stand. pack
		<b>Set of arm fittings and spring kit</b> Zinc, for arm profile 74.5021 <b>Armbeslag och fjädersats</b> Zink, för armprofil 74.5021 <b>Armeinsatz und Armfeder - Set</b> Zink, für Armprofil 74.5021		
	73.2120.0000	Unassembled, raw, Non-stock item, min qty 40 pcs		40
	73.2120.0001	Vit White Weiss		40
	73.2120.0182	Silver Silber		40
	73.2120.0914	Svart Black, Non-stock item, min qty 40 pcs		40
		<b>Arm fitting - Straight</b> Zinc, for arm profile 74.5021 <b>Frontfäste - Rakt</b> Zink, för armprofil 74.5021 <b>Armhalterung - Geraden</b> Zink, für Armprofil 74.5021  * 66.1001 or 66.1000		
	73.2121.0000	Raw, Non-stock item, min qty 40 pcs		40
	73.2121.0001	Vit White Weiss		40
	73.2121.0182	Silver Silber		40
	73.2121.0914	Svart Black, Non-stock item, min qty 40 pcs		40
		<b>Arm fitting - T-slot</b> Zinc, for arm profile 74.5021 <b>Frontfäste - Vinkel</b> Zink, för armprofil 74.5021 <b>Armhalterung - T-form</b> Zink, für Armprofil 74.5021  * 66.1035, 66.1151		
	73.2124.0000	Raw, Non-stock item, min qty 40 pcs		40
	73.2124.0001	Vit White Weiss		40
	73.2124.0182	Silver Silber		40
	73.2124.0914	Svart Black, Non-stock item, min qty 40 pcs		40




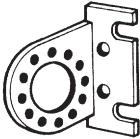
	Article No.	Description	Note	Stand. pack
		<p><b>Arm profile</b> Aluminium, for set of arm fittings + arm fitting straight &amp; T-slot 73.2120/21/24</p> <p><b>Armprofil</b> Aluminium, för armfäste &amp; fjädersats + frontfäste rakt &amp; vinkel 73.2120/21/24</p> <p><b>Armprofil</b> Aluminium, für Armeinsatz und Armfeder + Armhalterung Geraden &amp; T-form 73.2120/21/24</p>		
	<b>74.5021.0000</b>	(19ft 8") Anodized	10 x 6 m	<b>60 m</b>
	<b>74.5021.0001</b>	(19ft 8") Vit White Weiss	10 x 6 m	<b>60 m</b>
	<b>74.5021.0182</b>	(19ft 8") Silver Silber	10 x 6 m	<b>60 m</b>
	<b>74.5021.0914</b>	(19ft 8") Svart Black	10 x 6 m	<b>60 m</b>
		<p><b>Drop arm - T-slot attachment</b> Complete, with Dyneema cord &amp; adjustable spring tension</p> <p><b>Fallarm - Vinkelfäste</b> Komplett, med Dyneema lina &amp; justerbar fjäderspänning</p> <p><b>Fallarm - T-form Befestigungs</b> Komplett, mit Dyneema Schnur &amp; einstellbar Spannung</p>		
		* 66.1035, 66.1151		
	<b>73.2404.0001</b>	(1'4") Vit White Weiss	0.4 m	<b>15 pairs</b>
	<b>73.2404.0182</b>	(1'4") Silver Silber	0.4 m	<b>15 pairs</b>
	<b>73.2404.0914</b>	(1'4") Svart Black Schwarz, min 15 pairs	0.4 m	<b>15 pairs</b>
	<b>73.2405.0001</b>	(1'8") Vit White Weiss	0.5 m	<b>15 pairs</b>
	<b>73.2405.0182</b>	(1'8") Silver Silber	0.5 m	<b>15 pairs</b>
	<b>73.2405.0914</b>	(1'8") Svart Black Schwarz, min 15 pairs	0.5 m	<b>15 pairs</b>
	<b>73.2406.0001</b>	(2') Vit White Weiss	0.6 m	<b>15 pairs</b>
	<b>73.2406.0182</b>	(2') Silver Silber	0.6 m	<b>15 pairs</b>
	<b>73.2406.0914</b>	(2') Svart Black Schwarz, min 15 pairs	0.6 m	<b>15 pairs</b>
	<b>73.2407.0001</b>	(2'4") Vit White Weiss	0.7 m	<b>15 pairs</b>
	<b>73.2407.0182</b>	(2'4") Silver Silber	0.7 m	<b>15 pairs</b>
	<b>73.2407.0914</b>	(2'4") Svart Black Schwarz, min 15 pairs	0.7 m	<b>15 pairs</b>
	<b>73.2408.0001</b>	(2'8") Vit White Weiss	0.8 m	<b>15 pairs</b>
	<b>73.2408.0182</b>	(2'8") Silver Silber	0.8 m	<b>15 pairs</b>
	<b>73.2408.0914</b>	(2'8") Svart Black Schwarz, min 15 pairs	0.8 m	<b>15 pairs</b>
	<b>73.2409.0001</b>	(3') Vit White Weiss	0.9 m	<b>15 pairs</b>
	<b>73.2409.0182</b>	(3') Silver Silber	0.9 m	<b>15 pairs</b>
	<b>73.2409.0914</b>	(3') Svart Black Schwarz, min 15 pairs	0.9 m	<b>15 pairs</b>
	<b>73.2410.0001</b>	(3'4") Vit White Weiss	1.0 m	<b>15 pairs</b>
	<b>73.2410.0182</b>	(3'4") Silver Silber	1.0 m	<b>15 pairs</b>
	<b>73.2410.0914</b>	(3'4") Svart Black Schwarz, min 15 pairs	1.0 m	<b>15 pairs</b>



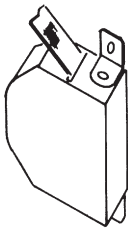

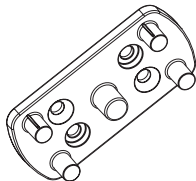
	Article No.	Description	Note	Stand. pack
	73.2130.0000	<b>Kit Gas Damper Standard</b> Steel & Stainless steel brackets, for drop arm 732104-12 & 73.2404-12		1
		<b>Kit Dämpare Standard</b> Stål & Rostfria Fästen, för fallarm 732104-12 & 73.2404-12		
		<b>Kit Gasdämpfer Standard</b> Stahl & Edelstahl konsole, für Fallarm 732104-12 & 73.2404-12		
	73.2131.0000	<b>Kit Gas Damper - Stainless</b> Stainless steel, for drop arm 732104-12 & 73.2404-12		1
		<b>Kit Dämpare - Rostfri</b> Rostfritt, för fallarm 732104-12 & 73.2404-12		
		<b>Kit Gasdämpfer Standard</b> Edelstahl, für Fallarm 732104-12 & 73.2404-12		
	77.7206.0001	<b>Angle bracket</b> Aluminium, for drop arm 73.2104-12 & 73.2404-10  <b>Vinkelbeslag</b> Aluminium, för fallarm 73.2104-12 & 73.2404-10  <b>Nischenkonsole</b> Aluminium, für Fallarm 73.2104-12 & 73.2404-10  * 66.1035, 66.1151  Vit White Weiss		10
	77.7206.0182	Silver Silber		10
	77.7206.0914	Svart Black Schwarz		10
	73.2155.0001	<b>Installation bracket adjustable drop arm kit</b> Steel, zinc plated Incl.screws for arms  <b>Nischkonsol justerbar fallarm sats</b> Stål, förzinkat  <b>Montage-Konsole einstellbar Fallarm Bausatz</b> Stahl, verzinkt		10
	73.2155.0182	Vit White Weiss	55 - 85 mm	10
	73.2155.0914	Silver Silber	55 - 85 mm	10
	73.2195.0001	Svart Black Schwarz	55 - 85 mm	10
	73.2195.0182	Vit White Weiss	95 - 125 mm	10
	73.2195.0914	Silver Silber	95 - 125 mm	10
	Svart Black Schwarz	95 - 125 mm	10	


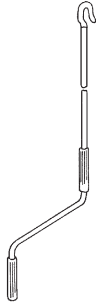

	Article No.	Description	Note	Stand. pack
	<b>66.6502.0182</b>	<p><b>Installation kit Balkony</b> Aluminium</p> <p><b>Monteringskit Balkong</b> Aluminium</p> <p><b>Montagekit Balkon</b> Aluminium</p>		<b>1 pair</b>
	<b>77.4600.0000</b>	<p><b>Support leg for balcony</b> Aluminium, use bushing 72.3108</p> <p><b>Benställning för balkong</b> Aluminium, använd bussning 72.3108</p> <p><b>Beingestell für Balkon</b> Aluminium, mit Lagerbuchse 72.3108</p>	35x43 mm Ø 27 mm	<b>1 pair</b>
	<b>72.3108.0000</b>	<p><b>Bushing</b> Self lubricating polyamid</p> <p><b>Lagerbussning</b> Självmörjande polyamid</p> <p><b>Lagerbuchse</b> Selbstschmierend Polyamid</p>	8/27mm	<b>50</b>
	<b>74.2560.0000</b>	<p><b>Support leg profile for balcony</b> Aluminium</p> <p><b>Benställningsprofil för balkong</b> Aluminium</p> <p><b>Beingestellprofile für Balkon</b> Aluminium</p>	35x43 mm	<b>54 m</b>

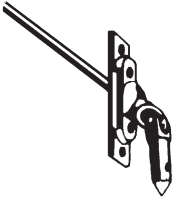



	Article No.	Description	Note	Stand. pack
	<b>66.6505.0182</b>	<p><b>Installation kit Screen</b> Aluminium and zinc plated steel</p> <p><b>Monteringskit Screen</b> Aluminium och förzinkat stål</p> <p><b>Montagekit Screen</b> Aluminium und verzinkt stahl</p> <p>* 66.1090</p> <p>L 80 mm (3 1/8"), Silver Silber</p>		<b>10 pairs</b>
	<b>68.9516.5022</b>	<p><b>Cord</b> Polyester, with center core</p> <p><b>Lina</b> Polyester, med kärna</p> <p><b>Aufzugschnur</b> Polyester, mit Einlage</p>	ER 35 K	<b>130 m</b>
	<b>66.6506.0000</b>	<p><b>Cord stop</b> Aluminium, for cassette profile 74.5502</p> <p><b>Linstopp</b> Aluminium, för kassetprofil 74.5502</p> <p><b>Aufzugschnur stopp</b> Aluminium, für Kassetprofile 74.5502</p>		<b>50</b>
	<p><b>75.5009.5000</b></p> <p><b>75.5009.5022</b></p> <p><b>75.5009.5064</b></p>	<p><b>Pull tape</b> Polyester, for tape drum 72.2302/08</p> <p><b>Hissband</b> Polyester, för bandtrumma 72.2302/08</p> <p><b>Aufzugband</b> Polyester, für Bandtrommel 72.2302/08</p> <p>Vit White Weiss</p> <p>Grå Grey Grau</p> <p>Svart Black Schwarz</p>	9.5 x 0.8 mm	<p><b>150 m</b></p> <p><b>150 m</b></p> <p><b>150 m</b></p>

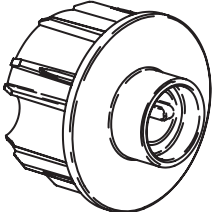
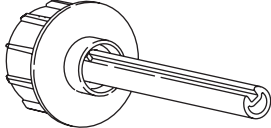
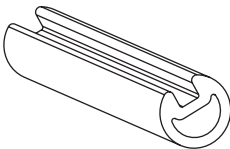




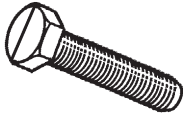

	Article No.	Description	Note	Stand. pack
	<b>72.2601.0182</b>	<p><b>Tape guide</b> Polyoxymethylene</p> <p><b>Brytbeslag</b> Polyoxymetylen</p> <p><b>Bandbeschlag</b> Polyoxymäthylen</p> <p>* 66.1038</p>		<b>100</b>
	<b>72.2602.0001</b> <b>72.2602.0049</b> <b>72.2602.0182</b>	<p><b>Tape guide</b> Polyamide, polyoxymethylene, steel, brass. Turnable</p> <p><b>Brytbeslag</b> Polyamid, polyoxymetylen, stål, mässing. Vridbart</p> <p><b>Bandbeschlag</b> Polyamid, Polyoxymäthylen, Messing, Stahl. Drehbar</p> <p>* 66.1038</p>		<b>100</b> <b>100</b> <b>100</b>
	<b>72.2501.0001</b> <b>72.2501.0049</b> <b>72.2501.0182</b>	<p><b>Installation plate</b> Polyoxymethylene, for tape guide 72.2602</p> <p><b>Fästplatta</b> Polyoxymetylen, för brytbeslag 72.2602</p> <p><b>Platte</b> Polyoxymäthylen, für Bandbeschlag 72.2602</p> <p>* 66.1086</p>		<b>100</b> <b>100</b> <b>100</b>
	<b>72.4001.0001</b> <b>72.4001.0182</b> <b>72.4001.0914</b>	<p><b>Holder</b> Steel, zinc plated, for tape guide 72.2602</p> <p><b>Hållare</b> Stål, förzinkat, för brytbeslag 72.2602</p> <p><b>Halter</b> Stahl, verzinkt, für Bandbeschlag 72.2602</p> <p>* 66.1030, 66.1155</p>		<b>50</b> <b>50</b> <b>50</b>

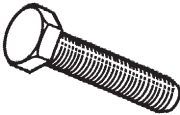




	Article No.	Description	Note	Stand. pack
		<b>Tape lock</b> Zinc, polyamide, brass, steel, for pull tape 75.5009 <b>Bandlås</b> Zink, polyamid, mässing, stål, för hissband 75.5009 <b>Bandschloss</b> Zink, Polyamid, Messing, Stahl, für Aufzugband 75.5009  * 66.1086	9 mm	
	72.2201.0001	Vit White Weiss		50
	72.2201.0182	Silver Silber		50
	72.2201.0914	Svart Black Schwarz		50
		<b>Covering plate</b> Polyoxymethylene, for tape lock 72.2201 <b>Täckbricka</b> Polyoxymetylen, för bandlås 72.2201 <b>Deckplatte</b> Polyoxymäthylen, für Bandschloss 72.2201		
	72.3701.0000	Vit White Weiss		100
		<b>Tape coil box</b> Polystyrene and zinc plated steel <b>Bandsamlare</b> Polystyren och förzinkat stål <b>Gurtwickler</b> Polystyrol und Stahl, verzinkt  * 66.1086	100x125x20 mm	
	72.2203.0001	Vit White Weiss		1
		<b>Tassel</b> ABS, for tape and cord <b>Bandknopp</b> ABS, för band och lina <b>Quaste</b> ABS, für Band und Schnur		
	71.2301.0001	Vit White Weiss		100
	71.2301.0049	Svart Black Schwartz		100
	71.2301.0182	Silver Silber		100
		<b>Motor Bracket</b> Polyamide <b>Motorfäste</b> Polyamid <b>Motor Halter</b> Polyamid	Rek. less than 15Nm	
	72.2515.0000			20



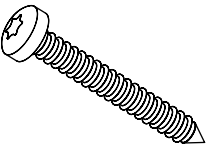
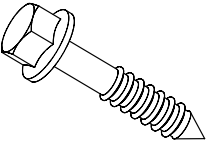
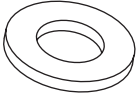
	Article No.	Description	Note	Stand. pack
		<b>Worm gear</b> Zinc, 4.33:1 6 Nm <b>Snäckväxel</b> Zink, 4.33:1 6 Nm <b>Schneckenrad-Getriebe</b> Zink, 4.33:1 6 Nm	Sq 10 mm (7/16")	
	<b>72.3616.0000</b>	* 66.1020, 66.1100, 66.1153		Shaft 36 mm <b>1</b>
		<b>Crank handle</b> Steel, with handles in ABS <b>Vev</b> Stål, med handtag i ABS		
	<b>72.3208.0001</b>	0.8 m (2'8") Vit White		<b>1</b>
	<b>72.3208.0049</b>	0.8 m (2'8") Svart Black		<b>1</b>
	<b>72.3208.7035</b>	0.8 m (2'8") Silver		<b>1</b>
	<b>72.3212.7035</b>	1.2 m (3'11") Silver		<b>10</b>
	<b>72.3214.7035</b>	1.4 m (4'7") Silver		<b>10</b>
	<b>72.3216.0001</b>	1.6 m (5'3") Vit White		<b>10</b>
	<b>72.3216.0049</b>	1.6 m (5'3") Svart Black		<b>10</b>
	<b>72.3216.7035</b>	1.6 m (5'3") Silver		<b>10</b>
	<b>72.3218.7035</b>	1.8 m (5'11") Silver		<b>10</b>
<b>72.3224.7035</b>	2.4 m (7'10") Silver		<b>10</b>	
		<b>Worm gear</b> Zinc, 4.33:1 6 Nm, for inside operation <b>Snäckväxel</b> Zink, 4.33:1 6 Nm, för invändig manövrering <b>Schneckenrad-Getriebe</b> Zink, 4.33:1 6 Nm, für Innenbedienung	Sq 10 mm (7/16")	
	<b>72.3606.0000</b>	* 66.1020, 66.1100, 66.1153		<b>1</b>

	Article No.	Description	Note	Stand. pack
	65.2901.0000	<p><b>Universal coupling</b> Stainless steel and zinc, ø 11.9 mm tap</p> <p><b>Genomföringsbeslag</b> Rostfritt stål och zink, ø 11.9 mm tapp</p> <p><b>Durchführung</b> Edelstahl rostfrei und zink, Anschluss ø 11.9 mm</p> <p>* 66.1039, 66.1171</p>	Hex 6 mm          45° - 90°	1
	65.4003.0058	<p><b>Crank holder</b> Polyethylene</p> <p><b>Vevhållare</b> Polyeten</p> <p><b>Kurbelhalter</b> Polyäthylen</p> <p>* 66.1039</p>	Silver Silber	100
	74.0001.0000	<p><b>Crank extension rod</b> Aluminium</p> <p><b>Vevrör</b> Aluminium</p> <p><b>Kurbelrohr</b> Aluminium</p>	(19'8") Inside ø 12 mm, outside ø 15 mm          12 x 4 m	48 m
	65.6302.0000	<p><b>Foldable crank handle</b> Aluminium, ø 11.9 mm tap, for crank extension rod 74.0001</p> <p><b>Vikbar vev</b> Aluminium, ø 11.9 mm tapp, för vevrör 74.0001</p> <p><b>Knickkurbel</b> Aluminium, Anschluss ø 11.9 mm, für Kurbelrohr 74.0001</p> <p>* 66.1171</p>		1


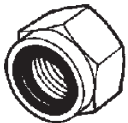



	Article No.	Description	Note	Stand. pack
	72.3503.0010	<p><b>Series connection bushing</b> Polyamide, for roller tube 74.6703</p> <p><b>Seriekopplingsbussning</b> Polyamid, för valsör 74.6703</p> <p><b>Koppelanlagen-Lagerbuchse</b> Polyamid, für Tuchwelle 74.6703</p>	ø 54 mm	10
	72.3504.0010	<p><b>Series connection bushing</b> Polyamide with shaft, for roller tube 74.6703</p> <p><b>Seriekopplingsbussning</b> Polyamid med axel, för valsör 74.6703</p> <p><b>Koppelanlagen-Lagerbuchse</b> Polyamid mit achse, für Tuchwelle 74.6703</p>	ø 54 mm	10
		Can be combined with 72.3503 for series connection	shaft 120mm	
	71.3707.0000	<p><b>Tube</b> Aluminium</p> <p><b>Röraxel</b> Aluminium</p> <p><b>Nutrohr</b> Aluminium</p>	ø 14 mm	3 m
		(9'10")	1x3 m	
	1850790952	<p><b>Stop ring</b> Polyoxymethylene, incl. screw, for tube 65.8504 &amp; 71.3707.0000</p> <p><b>Stoppning</b> Polyoxymetylen, inkl. skruv, för röraxel 65.8504 &amp; 71.3707.0000</p> <p><b>Stelling</b> Polyoxymetylen, inkl. skruv, för röraxel 65.8504 &amp; 71.3707.0000</p> <p><i>Required quantity: Motor 2 pcs, Gear 0 pcs and Endless cord 1 pcs</i></p>	ø 14 mm	100
	72.5001.0000	<p><b>Universal coupling</b> Steel, zinc plated, 6 Nm</p> <p><b>Polhemsknut</b> Stål, förzinkad, 6 Nm</p> <p><b>Kreuzgelenk</b> Stahl, verzinkt, 6 Nm</p> <p>* 66.1172</p>	0-45°	1
		Inside ø 14 mm, outside ø 20 mm		

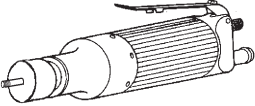
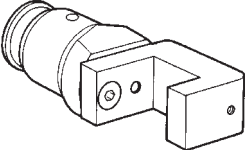
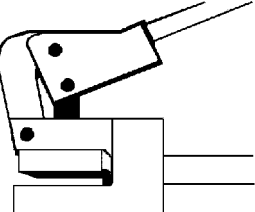
	Article No.	Description	Note	Stand. pack
		<b>Plastic hose</b> Polyethylene, for packaging of components <b>Plastslang</b> Polyeten, för emballering av komponenter <b>Kunststoffschlauch</b> Polyäthylenen, zum verpacken der Komponenten		
	77.9900.0000	(1640ft) W 0.23 m (9"), Thickness 0.10 mm		500 m
	77.9901.0000	(1640') W 0.5m (1'7"), Thickness 0.10 mm		500 m
		<b>Plastic cover</b> Polyethylene <b>Plastskydd</b> Polyeten <b>Schraubdeckel</b> Polyäthylen	Hex 10 mm	
	71.2410.0001	Vit White Weiss		100
	71.2410.0049	Svart Black Schwarz		100
	71.2410.0182	Silver Silber		100
		<b>Bolt</b> Stainless steel <b>Skruv</b> Rostfritt stål <b>Schraube</b> Edelstahl rostfrei	Spanner 10 mm	
	66.1000.0000		M6x20	100
		<b>Screw</b> Stainless steel <b>Skruv</b> Rostfritt stål <b>Schraube</b> Edelstahl rostfrei	Philips No. 3	
	66.1001.0000		M6x20	100

	Article No.	Description	Note	Stand. pack
	66.1020.0000	<b>Bolt</b> Stainless steel <b>Skruv</b> Rostfritt stål <b>Schraube</b> Edelstahl rostfrei	Spanner 10 mm          M6x30	100
	66.1030.0000	<b>T-slot bolt</b> Stainless steel <b>T-spårskruv</b> Rostfritt stål <b>T-Schlitzschraube</b> Edelstahl-Rostfrei	Spanner 12 mm          M6x12	100
	66.1035.0000	<b>T-slot bolt</b> Stainless steel, Dacrolit <b>T-spårskruv</b> Rostfritt stål, Dacrolit <b>T-Schlitzschraube</b> Edelstahl rostfrei, Dacrolit	Spanner 15 mm          M8x18	100
	66.1038.0000	<b>Screw</b> Steel, zinc plated <b>Skruv</b> Stål, förzinkad <b>Schraube</b> Stahl, verzinkt	Pozidriv No. 1          B6x9,5	1000
	66.1039.0000	<b>Screw</b> Stainless steel <b>Skruv</b> Rostfritt stål <b>Schraube</b> Edelstahl rostfrei	Philips No. 1          B8x16	1000

	Article No.	Description	Note	Stand. pack
	66.1046.0000	<p><b>Screw</b> Stainless steel</p> <p><b>Skruv</b> Rostfritt stål</p> <p><b>Schraube</b> Edelstahl rostfrei</p>	KFTS B8x16	1000
	66.1064.0000	<p><b>Screw</b> Stainless steel</p> <p><b>Skruv</b> Rostfritt stål</p> <p><b>Schraube</b> Edelstahl rostfrei</p>	Philips No. 2  3,5x13	1000
	66.1201.0000	<p><b>Screw for installation</b> Steel, Protect 4</p> <p><b>Monteringskruv</b> Stål, Protect 4</p> <p><b>Befestigungsschraube</b> Stahl, Protect 4</p>	TRT Torx  4 x30	200
	66.1203.0000	<p><b>Screw for installation</b> Steel, Protect 4</p> <p><b>Monteringskruv</b> Stål, Protect 4</p> <p><b>Befestigungsschraube</b> Stahl, Protect 4</p>	Spanner 8 mm  6 x40	100
	66.1100.0000	<p><b>Washer</b> Stainless steel</p> <p><b>Bricka</b> Rostfritt stål</p> <p><b>Unterlegscheibe</b> Edelstahl rostfrei</p>	6.7x14x1.5	100



	Article No.	Description	Note	Stand. pack
	66.1151.0000	<b>Flange nut</b> Stainless steel, zinc plated	Spanner 13 mm	100
		<b>Flänsmutter</b> Rostfritt stål, förzinkat		
		<b>Flanchenmutter</b> Edelstahl rostfrei, verzinkt		
	66.1153.0000	<b>Lock nut</b> Stainless steel	Spanner 10 mm	200
		<b>Låsmutter</b> Rostfritt stål		
		<b>Gegenmutter</b> Edelstahl rostfrei		
	66.1155.0000	<b>Flange nut</b> Stainless steel, Zinc plated	Spanner 10 mm	100
		<b>Flänsmutter</b> Rostfritt stål, förzinkat		
		<b>Flanschenmutter</b> Edelstahl rostfrei, verzinkt		
	66.1171.0000	<b>Slotted pin</b> Steel, zinc plated	Ø 4 x 15 mm	100
	66.1172.0000	<b>Räffelpinne</b> Stål, förzinkad		Ø 4 x 20 mm
	71.2308.0001	<b>Paint 20 ml</b> for improvement with paint of profiles and castings		1
	71.2308.0182	<b>Bättringsfärg</b> för bättring av färg på profiler och gjutgods		1
	71.2308.0914			1

	Article No.	Description	Note	Stand. pack
	89.8001.0000	<p><b>Power unit</b> Without tool</p> <p><b>System</b> DA20, DA30, DA40, CN20, Arista</p>		
	89.8037.0000	<p><b>Hole punch tool</b> For tape guide 72.2602, Requires power unit 89.8001</p> <p><b>System</b> DA20, DA30, DA40</p>	ø 14 mm	
	90.8012.0000	<p><b>Hole punch tool</b> For tape guide 72.2602</p> <p><b>System</b> DA20, DA30, DA40</p>	ø 14 mm	Non-stock item, minimum qty 1 pc

## Cross reference

Description	Article No.	Articles for assembly	Quantity
Universal Coupling	65.2901	66.1039	2
		66.1171	1
Crank handle	65.6302	66.1171	1
Installation kit	66.6505	66.1201	4
End bracket	71.2265 - 2267	66.1046	3
with gear 72.3606/16		66.1020	2
		66.1100	2
		66.1153	2
with motor		66.1000	2
		66.1100	2
Installation bracket	71.0045 - 0185	66.1030	2
		66.1155	2
Installation bracket wall	71.5203	66.1030	1
		66.1155	1
Tape lock	72.2201	66.1201	2
Tape coil box	72.2203	66.1201	2
Set of arm fittings and spring kit	73,2120 73.2121	66.1001	1
Installation plate	72.2501	66.1201	2
Tape guide	72.2601	66.1038	1
Tape guide	72.2602	66.1038	1
Holder	72.4001	66.1030	1
		66.1155	1
Universal coupling	72.5001	66.1172	2
Drop arm	73.2104 - 2112	66.1001	1
Drop arm, T-slot	73.2404-2410	66.1035	2
End cap	77.6118	66.1064	2
Angle bracket	77.7206	66.1035	2
		66.1151	2
Installation of brackets and drop arms		66.1203	2

## Operation DA22/32 and VS24/34

### Recommended operation per awning width

Awning width	Recommended operation
≤ 3200 mm (10'6")	Tape or gear
≤ 4000 mm (13'1")	Motor
≤ 10000 mm (32'10")	Motor

## Operation BC26

### Recommended operation per awning width

Awning width	Recommended operation
≤ 4000 mm (13'1")	Tape or motor

## Fabrication guidelines DA22/32

### Drop arm and installation bracket per awning width

Awning width	Drop arm [PCS]	Installation bracket [PCS]
≤ 2000 mm (6'7")	2	2
≤ 2700 mm (8'10")	2	3
≤ 4000 mm (13'1")	3	3

The awning width is defined as the total horizontal length of the awning.

### Drop arm

Projection (length of arms including depth of front profile): 400 mm (1'4") – 1200 mm (4').

Max distance between arms 2500 mm (8'2").

For assembly of drop arms, the arm profile should be 88 mm (3 1/2") shorter than projection.

### Fabric

Fabric requirement at projection: double arm length + 400 mm (1'4") including valance.

Fabric requirement at projection: double arm length + 200 mm (8") excluding valance.

### Cutting specifications from total awning width

	Tape 75.5009	Gear 72.3606/16	Motor HDS or Somfy + 72.2515
Roller tube 39 mm	60 mm (2 3/8")	69 mm (2 11/16")	N/A
Roller tube 54 mm	N/A	N/A	47 mm (1 7/8")
Front tube	35 mm (1 3/8")	35 mm (1 3/8")	35 mm (1 3/8")
Cassette profile	15 mm (5/8")	15 mm (5/8")	15 mm (5/8")
Fabric	80 mm (3 3/16")	89 mm (3 1/2")	81 mm (3 3/16")

### Cutting specifications from total awning width for series connection

	Motor HDS or Somfy	Centre awning	End awning
Roller tube 54 mm	38 mm (1 1/2")	46 mm (1 13/16")	54 mm (2 1/8")
Front tube	27 mm (1 1/16")	21 mm (13/16")	29 mm (1 1/8")
Cassette profile	11 mm (7/16")	6 mm (1/4")	10 mm (3/8")
Fabric	72 mm (2 7/8")	66 mm (2 5/8")	74 mm (2 15/16")

## Fabrication guidelines VS24

### Fabric

Fabric requirement at projection: height of awning + 150 mm

### Cutting specifications from total awning width

	Tape	Motor	Gear
Roller tube 39 mm	63 mm	N/A	67 mm
Roller tube 54 mm	N/A	47 mm	N/A
Front profile	52 mm	52 mm	52 mm
Fabric	73 mm	67 mm	79 mm

## Fabrication guidelines VS34

### Drop arm and installation bracket per awning width

Awning width	Installation bracket [PCS]
≤ 2000 mm (6'7")	2
≤ 4000 mm (13'1")	3

The awning width is defined as the total horizontal length of the awning.

### Fabric

Fabric requirement at projection: height of awning + 150 mm

### Cutting specifications from total awning width

	Tape	Motor	Gear
Cassette profile	15 mm	15 mm	15 mm
Roller tube 39 mm	58 mm	N/A	62 mm
Roller tube 54 mm	N/A	47 mm	N/A
Front profile	64 mm	64 mm	64 mm
Fabric	68 mm	68 mm	79 mm

## Fabrication guidelines BC26

### Fabric

Fabric requirement at projection: double arm length + 400 mm incl valance

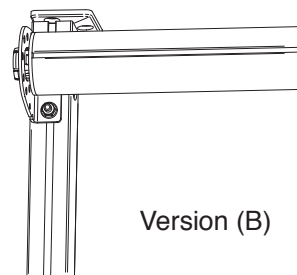
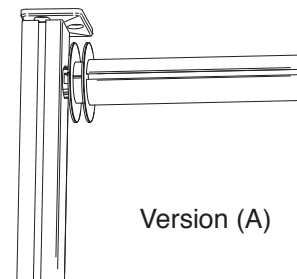
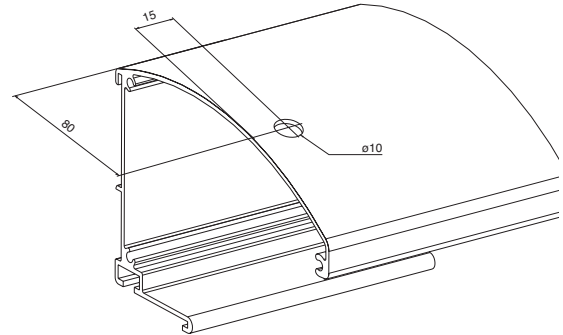
Fabric requirement at projection: double arm length + 200 mm excl valance

### Cutting specifications from total awning width – type "A"

	Tape
Roller tube 39 mm	113 mm
Front profile	10 mm
Fabric	123 mm

### Cutting specifications from total awning width – type "B"

	Tape	Motor	Gear
Roller tube 39 mm	64 mm	N/A	68 mm
Roller tube 54 mm	N/A	48 mm	N/A
Front profile	15 mm	15 mm	15 mm
Fabric	74 mm	60 mm	80 mm



## Required torque for DA22/32, BC26

		(Nm) Roller tube ø54 mm							
		Width [m]		3,2		6		9	
<b>Projection</b>	<b>No. of awnings</b>	1 x 3,2 m		2 x 3 m		3 x 3 m		4 x 2,5 m	
	<b>No. of arms</b>	2	3	4	5	6	7	8	10
	0,5 -1,0 m projection	3	4	7	8	11	12	14	16
	with gas springs	7	10	16	18	25	29	33	40

Torque requirements are based on drop arms with maximum spring tension.

For bay window installations, additional torque is required due to higher friction.

**Bill of material: DA32 with tape operation**

	Article No	Qty		Unit	Pack [Unit]
		2.0 m	3.2 m		
<b>Drop arms</b>					
Drop arms 0.4 m	73.2104.xxxx	2	3	PCS	30
Drop arms 0.5 m	73.2105.xxxx	2	3	PCS	30
Drop arms 0.6 m	73.2106.xxxx	2	3	PCS	30
Drop arms 0.7 m	73.2107.xxxx	2	3	PCS	30
Drop arms 0.8 m	73.2108.xxxx	2	3	PCS	30
Drop arms 0.9 m	73.2109.xxxx	2	3	PCS	30
Drop arms 1.0 m	73.2110.xxxx	2	3	PCS	30
Drop arms 1.2 m	73.2112.xxxx	2	3	PCS	30
Screw	66.1203.0000	4	6	PCS	100
Washer	66.1100.0000	4	6	PCS	100
Plastic cover	71.2410.xxxx	4	6	PCS	100
Bolt	66.1001.0000	2	3	PCS	100
<b>Profiles</b>					
Cassette profile	74.5502.xxxx	2,0	3,2	m	36
Roller tube 39 mm	74.6702.0100	2,0	3,2	m	72
Front profile 50x43 mm	74.5310.xxxx	2,0	3,2	m	72
Locking profile	71.5601.0000	4,0	6,4	m	144/1440
<b>Components</b>					
Installation bracket wall	71.5203.xxxx	2	3	PCS	50
Screw	66.1203.0000	4	6	PCS	100
T-slotted bolt	66.1030.0000	2	3	PCS	100
Flange nut	66.1155.0000	2	3	PCS	100
Plastic cover	71.2410.xxxx	2	3	PCS	100
End brackets	71.2265.xxxx	1	1	Pair	50
Screw	66.1046.0000	6	6	PCS	1000
Tape drum with spring	72.2302.0010	1	1	PCS	100
Tape drum	72.2308.0010	1	1	PCS	100
End caps	71.2269.xxxx	1	1	Pair	50
Fabric lock	71.5613.0000	4	4	PCS	100
Screw	66.1046.0000	2	2	PCS	100
<b>For external tape operation add</b>					
Pull tape	75.5009.xxxx	3,5	3,5	m	150
Tape guide	72.2602.0000	1	1	PCS	100
Screw	66.1038.0000	1	1	PCS	1000
Cord lock	72.2201.xxxx	1	1	PCS	50
Screw	66.1201.0000	2	2	PCS	200
Tassel	71.2301.xxxx	1	1	PCS	100
<b>For internal tape operation with side guiding add</b>					
Pull tape	75.5009.5022	5,0	5,0	m	150
Tape guide	72.2602.xxxx	1	1	PCS	100
Screw	66.1038.0000	1	1	PCS	1000
Holder	72.4001.xxxx	1	1	PCS	50
T-slotted bolt	66.1030.0000	2	2	PCS	100
Flange nut	66.1155.0000	2	2	PCS	100
Tape guide	72.2602.xxxx	1	1	PCS	100
Screw	66.1038.0000	1	1	PCS	1000
Installation plate	72.2501.0000	1	1	PCS	100
Screw	66.1201.0000	2	2	PCS	200
Tape guide	72.2602.xxxx	1	1	PCS	100
Screw	66.1038.0000	1	1	PCS	1000
Covering plate	72.3701.0000	1	1	PCS	100
Cord lock	72.2201.xxxx	1	1	PCS	50
Screw	66.1201.0000	2	2	PCS	200
Tassel	71.2301.xxxx	1	1	PCS	100



**Bill of material: DA32 with gear operation**

	Article No	Qty		Unit	Pack [Unit]
		2.0 m	3.2 m		
<b>Drop arms</b>					
Drop arms 0.4 m	73.2104.xxxx	2	3	PCS	30
Drop arms 0.5 m	73.2105.xxxx	2	3	PCS	30
Drop arms 0.6 m	73.2106.xxxx	2	3	PCS	30
Drop arms 0.7 m	73.2107.xxxx	2	3	PCS	30
Drop arms 0.8 m	73.2108.xxxx	2	3	PCS	30
Drop arms 0.9 m	73.2109.xxxx	2	3	PCS	30
Drop arms 1.0 m	73.2110.xxxx	2	3	PCS	30
Drop arms 1.2 m	73.2112.xxxx	2	3	PCS	30
Screw	66.1203.0000	4	6	PCS	100
Washer	66.1100.0000	4	6	PCS	100
Plastic cover	71.2410.xxxx	4	6	PCS	100
Bolt	66.1001.0000	2	3	PCS	100
<b>Profiles</b>					
Cassette profile	74.5502.xxxx	2,0	3,2	m	36
Roller tube 39 mm	74.6702.0100	2,0	3,2	m	72
Front profile 50x43 mm	74.5310.xxxx	2,0	3,2	m	72
Locking profile	71.5601.0000	4,0	6,4	m	144/1440
<b>Components</b>					
Installation bracket wall	71.5203.xxxx	2	3	PCS	50
Screw	66.1203.0000	4	6	PCS	100
T-slotted bolt	66.1030.0000	2	3	PCS	100
Flange nut	66.1155.0000	2	3	PCS	100
Plastic cover	71.2410.xxxx	2	3	PCS	100
End brackets	71.2265.xxxx	1	1	Pair	50
Screw	66.1046.0000	6	6	PCS	1000
Drive bushing	72.2307.0010	1	1	PCS	10
Tape drum	72.2308.0010	1	1	PCS	100
End cap	71.2269.xxxx	1	1	Pair	50
Fabric lock	71.5613.0000	4	4	PCS	100
Screw	66.1046.0000	2	2	PCS	100
<b>For external gear operation add</b>					
Worm gear 4.33:1	72.3616.0000	1	1	PCS	1
Bolt	66.1020.0000	2	2	PCS	100
Washer	66.1100.0000	2	2	PCS	100
Lock nut	66.1153.0000	2	2	PCS	100
Plastic cover	71.2410.xxxx	2	2	PCS	100
Crank handle	72.3216.7035	1	1	PCS	10
<b>For internal gear operation add</b>					
Worm gear 4.33:1	72.3606.0000	1	1	PCS	1
Bolt	66.1020.0000	2	2	PCS	100
Washer	66.1100.0000	2	2	PCS	100
Lock nut	66.1153.0000	2	2	PCS	100
Plastic cover	71.2410.xxxx	2	2	PCS	100
Screw	66.1039.0000	2	2	PCS	1000
Universal Coupling	65.2901.0000	1	1	PCS	1
Crank extension rod	74.0001.0000	1,5	1,5	m	48
Crank handle	65.6302.0000	1	1	PCS	1
Crank Holder	65.4003.xxxx	1	1	PCS	100
Screw	66.1039.0000	2	2	PCS	1000
Slotted pin	66.1171.0000	2	2	PCS	100
Slotted pin	66.1172.0000	1	1	PCS	100

**Bill of material: DA32 with motor operation**

	Article No	Qty		Unit	Pack [Unit]
		2,0 m	3,2 m		
<b>Drop arms</b>					
Drop arms 0.4 m	73.2104.xxxx	2	3	PCS	30
Drop arms 0.5 m	73.2105.xxxx	2	3	PCS	30
Drop arms 0.6 m	73.2106.xxxx	2	3	PCS	30
Drop arms 0.7 m	73.2107.xxxx	2	3	PCS	30
Drop arms 0.8 m	73.2108.xxxx	2	3	PCS	30
Drop arms 0.9 m	73.2109.xxxx	2	3	PCS	30
Drop arms 1.0 m	73.2110.xxxx	2	3	PCS	30
Drop arms 1.2 m	73.2112.xxxx	2	3	PCS	30
Screw	66.1203.0000	4	6	PCS	100
Washer	66.1100.0000	4	6	PCS	100
Plastic cover	71.2410.xxxx	4	6	PCS	100
Bolt	66.1001.0000	2	3	PCS	100
<b>Profiles</b>					
Cassette profile	74.5502.xxxx	2,0	3,2	m	36
Roller tube 54 mm	74.6703.0100	2,0	3,2	m	72
Front profile 50x43 mm	74.5310.xxxx	2,0	3,2	m	72
Locking profile 6 mm	71.5601.0000	2,0	3,2	m	144 / 1440
Locking profile 4 mm	71.5603.0000	2,0	3,2	m	500
<b>Components</b>					
Installation bracket wall	71.5203.xxxx	2	3	PCS	50
Screw	66.1203.0000	4	6	PCS	100
T-slotted bolt	66.1030.0000	2	3	PCS	100
Flange nut	66.1155.0000	2	3	PCS	100
Plastic cover	71.2410.xxxx	2	3	PCS	100
End brackets	71.2265.xxxx	1	1	Pair	50
Screw	66.1046.0000	6	6	PCS	1000
Tube Bushing	72.3403.0000	1	1	PCS	10
End cap	71.2269.xxxx	2	2	Pair	50
Fabric lock	71.5613.0000	4	4	PCS	100
<b>Motor</b>					
Motor Bracket	72.2515.0000	1	1	PCS	20
Crown		1	1		
Drive Bushing		1	1		

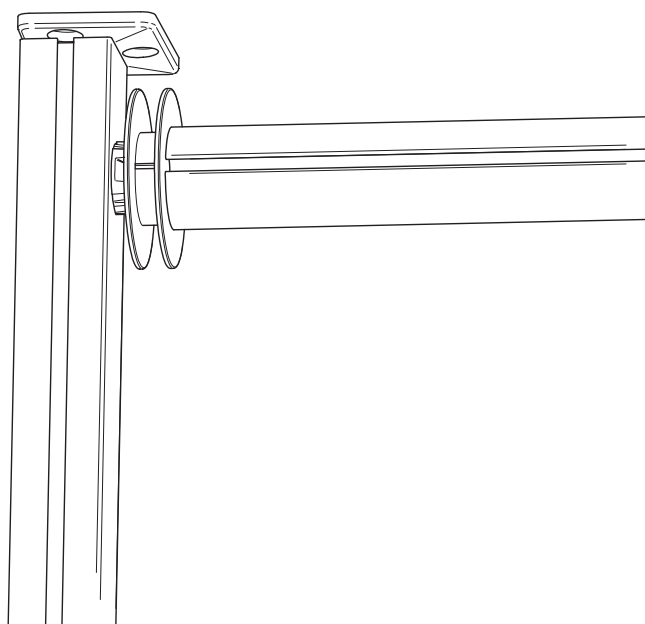
**Bill of material: DA22 with tape operation**

	Article No	Qty		Unit	Pack [Unit]
		2.0 m	3.2 m		
<b>Drop arms</b>					
Drop arms 0.4 m	73.2104.xxxx	2	3	PCS	30
Drop arms 0.5 m	73.2105.xxxx	2	3	PCS	30
Drop arms 0.6 m	73.2106.xxxx	2	3	PCS	30
Drop arms 0.7 m	73.2107.xxxx	2	3	PCS	30
Drop arms 0.8 m	73.2108.xxxx	2	3	PCS	30
Drop arms 0.9 m	73.2109.xxxx	2	3	PCS	30
Drop arms 1.0 m	73.2110.xxxx	2	3	PCS	30
Drop arms 1.2 m	73.2112.xxxx	2	3	PCS	30
Screw	66.1043.0000	4	6	PCS	100
Washer	66.1100.0000	4	6	PCS	100
Plastic cover	71.2410.0001	4	6	PCS	100
Bolt	66.1001.0000	2	3	PCS	100
<b>Profiles</b>					
Roller tube 39 mm	74.6702.0100	2,0	3,2	m	72
Front profile 50x43 mm	74.5310.xxxx	2,0	3,2	m	72
Locking profile 6 mm	71.5601.0000	4,0	6,4	m	144/1440
<b>Components</b>					
Installation bracket wall	71.2755.xxxx	1	1	Pair	10
Screw	66.1203.0000	6	6	PCS	100
Bushing	71.3108.0000	2	2	PCS	100
Tape drum with spring	72.2302.0010	1	1	PCS	100
Tape drum	72.2308.0010	1	1	PCS	100
End cap	71.2269.xxxx	1	1	Pair	50
Fabric lock	71.5613.0000	4	4	PCS	100
Screw	66.1046.0000	2	2	PCS	100
<b>For external tape operation add</b>					
Pull tape	75.5009.xxxx	3,5	3,5	m	150
Cord lock	72.2201.xxxx	1	1	PCS	50
Screw	66.1201.0000	2	2	PCS	200
Tassel	71.2301.xxxx	1	1	PCS	100
<b>For internal tape operation add</b>					
Pull tape	75.5009.xxxx	5,0	5,0	m	150
Installation plate	72.2501.0000	1	1	PCS	100
Screw	66.1201.0000	2	2	PCS	200
Tape guide	72.2602.xxxx	1	1	PCS	100
Screw	66.1038.0000	1	1	PCS	1000
Covering plate	72.3701.0000	1	1	PCS	100
Cord lock	72.2201.xxxx	1	1	PCS	50
Screw	66.1201.0000	2	2	PCS	200
Tassel	71.2301.xxxx	1	1	PCS	100

**Bill of material: BC26 with tape operation (A)**

	Article No	Qty		Unit	Pack [Unit]
		2.0 m	4.0 m		
<b>Drop arms</b>					
Drop arms 0.4 m	73.2104.xxxx	2	3	PCS	30
Drop arms 0.5 m	73.2105.xxxx	2	3	PCS	30
Drop arms 0.6 m	73.2106.xxxx	2	3	PCS	30
Drop arms 0.7 m	73.2107.xxxx	2	3	PCS	30
Drop arms 0.8 m	73.2108.xxxx	2	3	PCS	30
Drop arms 0.9 m	73.2109.xxxx	2	3	PCS	30
Drop arms 1.0 m	73.2110.xxxx	2	3	PCS	30
Drop arms 1.2 m	73.2112.xxxx	2	3	PCS	30
T-slotted bolt	66.1030.0000	4	4	PCS	100
Flange nut	66.1155.0000	4	4	PCS	100
Bolt	66.1000.0000	2	2	PCS	100
<b>Profiles</b>					
Roller tube 39 mm	74.6702.0100	2,0	4,0	m	72
Front profile 50x43 mm	74.5310.xxxx	2,0	4,0	m	72
Support leg	77.4600.0000	1	1	Pair	1
Locking profile 6 mm	71.5601.0000	4,0	8,0	m	144 / 1440
<b>Components</b>					
Adjustable kit	66.6502.0182	1	1	Pair	1
Bushing	72.3108.0000	2	2	PCS	50
Tape drum with spring	72.2302.0010	1	1	PCS	100
Tape drum	72.2308.0010	1	1	PCS	100
End cap	71.2269.xxxx	1	1	Pair	50
Fabric lock	71.5613.0000	4	4	PCS	100
Screw	66.1046.0000	2	2	PCS	100
Pull tape	75.5009.xxxx	5,0	5,0	m	150
Cord lock	72.2201.xxxx	1	1	PCS	50
Screw	66.1038.0000	2	2	PCS	1000
Tassel	71.2301.xxxx	1	1	PCS	100

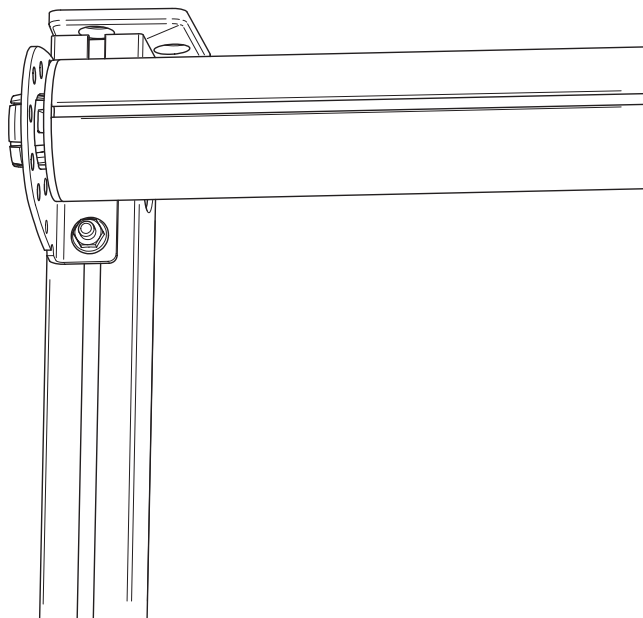
Version (A)



**Bill of material: BC26 with tape operation (B)**

	Article No	Qty		Unit	Pack [Unit]
		2,0 m	4,0 m		
<b>Drop arms</b>					
Drop arms 0.4 m	73.2104.xxxx	2	3	PCS	30
Drop arms 0.5 m	73.2105.xxxx	2	3	PCS	30
Drop arms 0.6 m	73.2106.xxxx	2	3	PCS	30
Drop arms 0.7 m	73.2107.xxxx	2	3	PCS	30
Drop arms 0.8 m	73.2108.xxxx	2	3	PCS	30
Drop arms 0.9 m	73.2109.xxxx	2	3	PCS	30
Drop arms 1.0 m	73.2110.xxxx	2	3	PCS	30
Drop arms 1.2 m	73.2112.xxxx	2	3	PCS	30
T-slotted bolt	66.1030.0000	8	8	PCS	100
Flange nut	66.1155.0000	8	8	PCS	100
Bolt	66.1000.0000	2	2	PCS	100
<b>Profiles</b>					
Roller tube 39 mm	74.6702.0100	2,0	4,0	m	72
Front profile 50x43 mm	74.5310.xxxx	2,0	4,0	m	72
Support leg	77.4600.0000	1	1	Pair	1
Locking profile 6 mm	71.5601.0000	4,0	8,0	m	144 / 1440
<b>Components</b>					
Installation bracket wall	71.2755.xxxx	1	1	Pair	10
Bushing	72.3108.0000	2	2	PCS	50
Adjustable kit	66.6502.0182	1	1	Pair	1
Tape drum with spring	72.2302.0010	1	1	PCS	100
Tape drum	72.2308.0010	1	1	PCS	100
End cap	71.2269.xxxx	1	1	Pair	50
Fabric lock	71.5613.0000	4	4	PCS	100
Screw	66.1046.0000	2	2	PCS	100
Pull tape	75.5009.xxxx	5,0	5,0	m	150
Cord lock	72.2201.xxxx	1	1	PCS	50
Screw	66.1038.0000	2	2	PCS	1000
Tassel	71.2301.xxxx	1	1	PCS	100

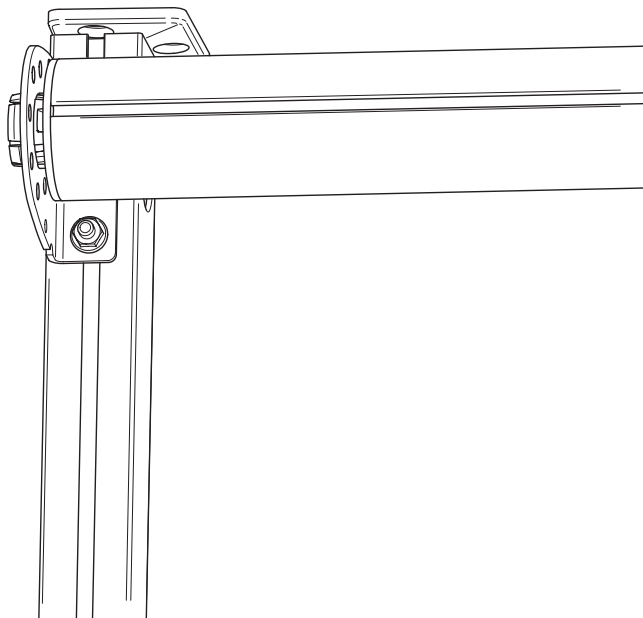
Version (B)



**Bill of material: BC26 with motor operation (B)**

	Article No	Qty		Unit	Pack [Unit]
		2.0 m	4.0 m		
<b>Drop arms</b>					
Drop arms 0.4 m	73.2104.xxxx	2	3	PCS	30
Drop arms 0.5 m	73.2105.xxxx	2	3	PCS	30
Drop arms 0.6 m	73.2106.xxxx	2	3	PCS	30
Drop arms 0.7 m	73.2107.xxxx	2	3	PCS	30
Drop arms 0.8 m	73.2108.xxxx	2	3	PCS	30
Drop arms 0.9 m	73.2109.xxxx	2	3	PCS	30
Drop arms 1.0 m	73.2110.xxxx	2	3	PCS	30
Drop arms 1.2 m	73.2112.xxxx	2	3	PCS	30
T-slotted bolt	66.1030.0000	8	8	PCS	100
Flange nut	66.1155.0000	8	8	PCS	100
Bolt	66.1000.0000	2	2	PCS	100
<b>Profiles</b>					
Roller tube 54 mm	74.6703.0100	2,0	3,2	m	72
Front profile 50x43 mm	74.5310.xxxx	2,0	4,0	m	72
Support leg	77.4600.0000	1	1	Pair	1
Locking profile 6 mm	71.5601.0000	2,0	4,0	m	144 / 1440
Locking profile 4 mm	71.5603.0000	2,0	4,0	m	500
<b>Components</b>					
Installation bracket wall	71.2755.xxxx	1	1	Pair	10
Bushing	72.3108.0000	2	2	PCS	50
Adjustable kit	66.6502.0182	1	1	Pair	1
Tube Bushing	72.3403.0000	1	1	PCS	10
End cap	71.2269.xxxx	1	1	Pair	50
Fabric lock	71.5613.0000	4	4	PCS	100
<b>Motor</b>					
Motor Bracket	72.2515.0000	1	1	PCS	20
Crown		1	1		
Drive Bushing		1	1		

Version (B)



**Bill of material: VS34 with tape operation**

	Colour [Silver]	Qty		Unit	Pack [Unit]
		2.0 m	3.2 m		
<b>Profiles</b>					
Cassette profile	74.5502.0182	2,0	3,2	m	36
Roller tube 39 mm	74.6702.0100	2,0	3,2	m	72
Front profile	74.2004.xxxx	2,0	3,2	m	30
Locking profile 6 mm	71.5601.0000	2,0	3,2	m	144/1440
Locking profile 4 mm	71.5603.0000	2,0	3,2	m	500
Weight Square shaft	71.3704.0000	1,8	3	m	3

**Components**

Installation kit	66.6505.0000	1	1	Pair	10
Screw	66.1201.0000	4	4	PCS	200
Cord	68.9516.5022	5,0	5,0	m	100
Cord stop	66.6506.0000	2	2	PCS	50
Installation bracket wall	71.5203.xxxx	2	3	PCS	50
Screw	66.1203.0000	4	6	PCS	100
T-slotted bolt	66.1030.0000	2	3	PCS	100
Flange nut	66.1155.0000	2	3	PCS	100
Plastic cover	71.2410.0182	2	3	PCS	100
End brackets	71.2265.0182	1	1	Pair	50
Screw	66.1046.0000	6	6	PCS	1000
Tape drum with spring	72.2302.0010	1	1	PCS	100
Tape drum	72.2308.0010	1	1	PCS	100
End cap for cord guiding	72.2510.0000	2	2	PCS	20
Screw	66.1064.0000	4	4	PCS	1000

**For external tape operation add**

Pull tape	75.5009.5022	3,5	3,5	m	150
Tape guide	72.2602.0000	1	1	PCS	100
Screw	66.1038.0000	1	1	PCS	1000
Cord lock	72.2201.0000	1	1	PCS	50
Screw	66.1086.0000	2	2	PCS	1000
Tassel	71.2301.0058	1	1	PCS	100

**For internal tape operation add**

Pull tape	75.5009.5022	5,0	5,0	m	150
Tape guide	72.2602.0000	1	1	PCS	100
Screw	66.1038.0000	1	1	PCS	1000
Holder	72.4001.0000	1	1	PCS	50
T-slotted bolt	66.1030.0000	2	2	PCS	100
Flange nut	66.1155.0000	2	2	PCS	100
Tape guide	72.2602.0000	1	1	PCS	100
Screw	66.1038.0000	1	1	PCS	1000
Installation plate	72.2501.0000	1	1	PCS	100
Screw	66.1201.0000	2	2	PCS	200
Tape guide	72.2602.0000	1	1	PCS	100
Screw	66.1038.0000	1	1	PCS	1000
Covering plate	72.3701.0000	1	1	PCS	100
Cord lock	72.2201.0000	1	1	PCS	50
Screw	66.1201.0000	2	2	PCS	200
Tassel	71.2301.0058	1	1	PCS	100

**Bill of material: VS34 with motor operation**

	Colour [Silver]	Qty		Unit	Pack [Unit]
		2.0 m	3.2 m		
<b>Profiles</b>					
Cassette	74.5502.0182	2,0	3,2	m	36
Roller tube 54 mm	74.6703.0100	2,0	3,2	m	72
Front profile	74.2004.xxxx	2,0	3,2	m	30
Locking profile 4 mm	71.5603.0000	4,0	6,4	m	500
Weight Square shaft	71.3704.0000	1,8	3	m	3
<b>Components</b>					
Installation kit	66.6505.0182	1	1	Pair	10
Screw	66.1201.0000	4	4	PCS	200
Cord	68.9516.5022	5,0	5,0	m	100
Cord stop	66.6506.0000	2	2	PCS	50
Installation bracket wall	71.5203.xxxx	2	3	PCS	50
Screw	66.1203.0000	4	6	PCS	100
T-slotted bolt	66.1030.0000	2	3	PCS	100
Flange nut	66.1155.0000	2	3	PCS	100
Plastic cover	71.2410.0182	2	3	PCS	100
End brackets	71.2265.0182	1	1	Pair	50
Screw	66.1046.0000	6	6	PCS	1000
Tube Bushing	72.3403.0000	1	1	PCS	10
End cap for cord guiding	72.2510.0000	2	2	PCS	20
Screw	66.1064.0000	4	4	PCS	1000
<b>For Motor operation add</b>					
Motor		1	1		
Motor Bracket	72.2515.0000	1	1	PCS	20
Crown		1	1		
Drive Bushing		1	1		



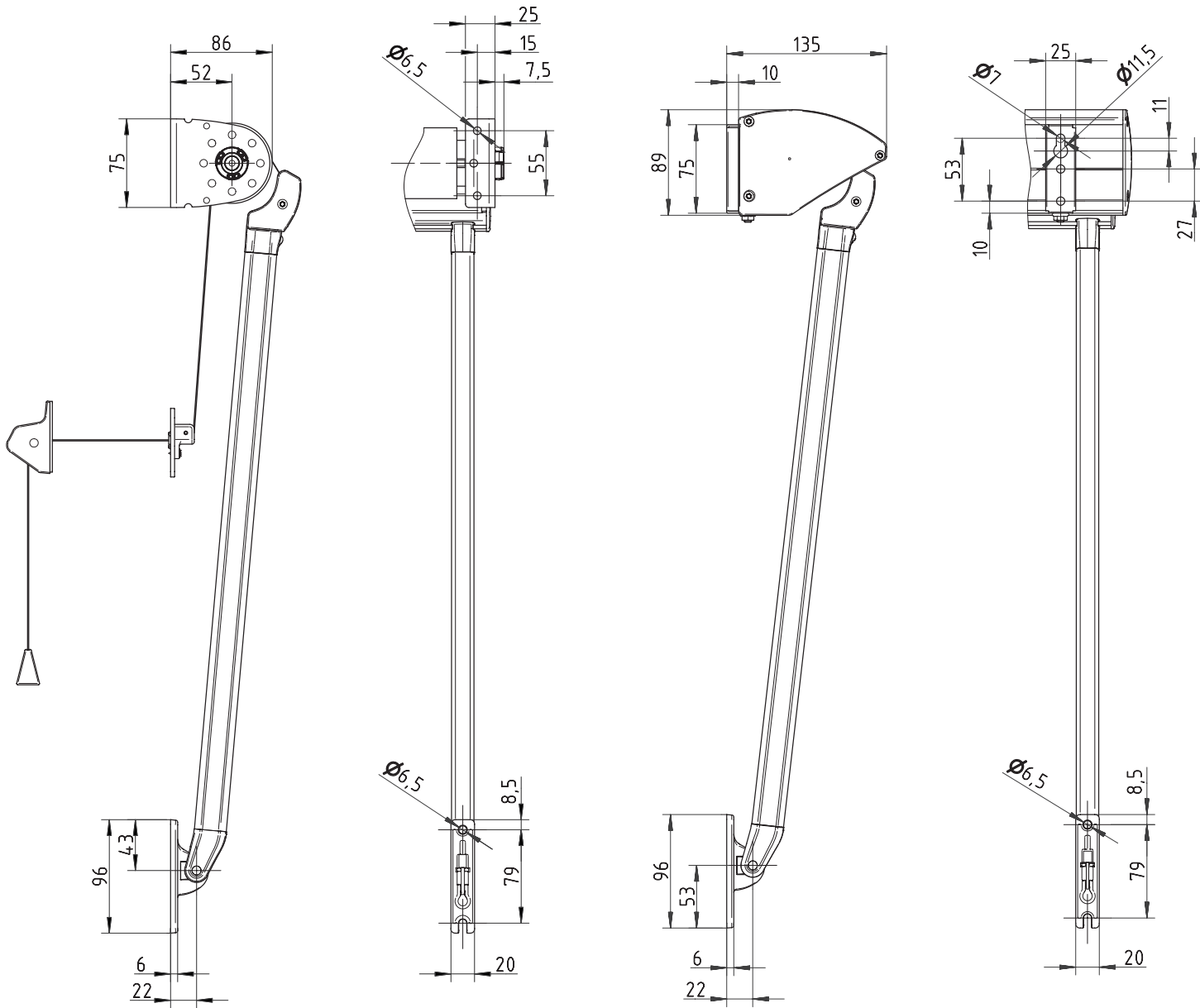
**Bill of material: VS24 with tape operation**

	Colour [Silver]	Qty		Unit	Pack [Unit]
		2.0 m	3.2 m		
<b>Profiles</b>					
Roller tube 39 mm	74.6702.0100	2,0	3,2	m	72
Front profile	74.2004.xxxx	2,0	3,2	m	30
Locking profile 6 mm	71.5601.0000	2,0	3,2	m	144/1440
Locking profile 4 mm	71.5603.0000	2,0	3,2	m	500
Weight Square shaft	71.3704.0000	1,8	3	m	3
<b>Components</b>					
Installation bracket wall	71.2755.0182	1	1	Pair	10
Screw	66.1203.0000	6	6	PCS	100
Plastic cover	71.2410.0182	6	6	PCS	100
Installation kit	66.6505.0000	1	1	Pair	10
Screw	66.1201.0000	4	4	PCS	200
Cord	68.9516.5022	5,0	5,0	m	100
Bushing	71.3108.0000	2	2	PCS	100
Tape drum with spring	72.2302.0010	1	1	PCS	100
Tape drum	72.2308.0010	1	1	PCS	100
End cap for cord guiding	72.2510.0000	2	2	PCS	20
Screw	66.1064.0000	4	4	PCS	1000
<b>For external tape operation add</b>					
Pull tape	75.5009.5022	3,5	3,5	m	150
Cord lock	72.2201.0000	1	1	PCS	50
Screw	66.1201.0000	2	2	PCS	200
Tassel	71.2301.0058	1	1	PCS	100
<b>For internal tape operation add</b>					
Pull tape	75.5009.5022	5,0	5,0	m	150
Installation plate	72.2501.0000	1	1	PCS	100
Screw	66.1201.0000	2	2	PCS	200
Tape guide	72.2602.0000	1	1	PCS	100
Screw	66.1038.0000	1	1	PCS	1000
Covering plate	72.3701.0000	1	1	PCS	100
Cord lock	72.2201.0000	1	1	PCS	50
Screw	66.1201.0000	2	2	PCS	200
Tassel	71.2301.0058	1	1	PCS	100

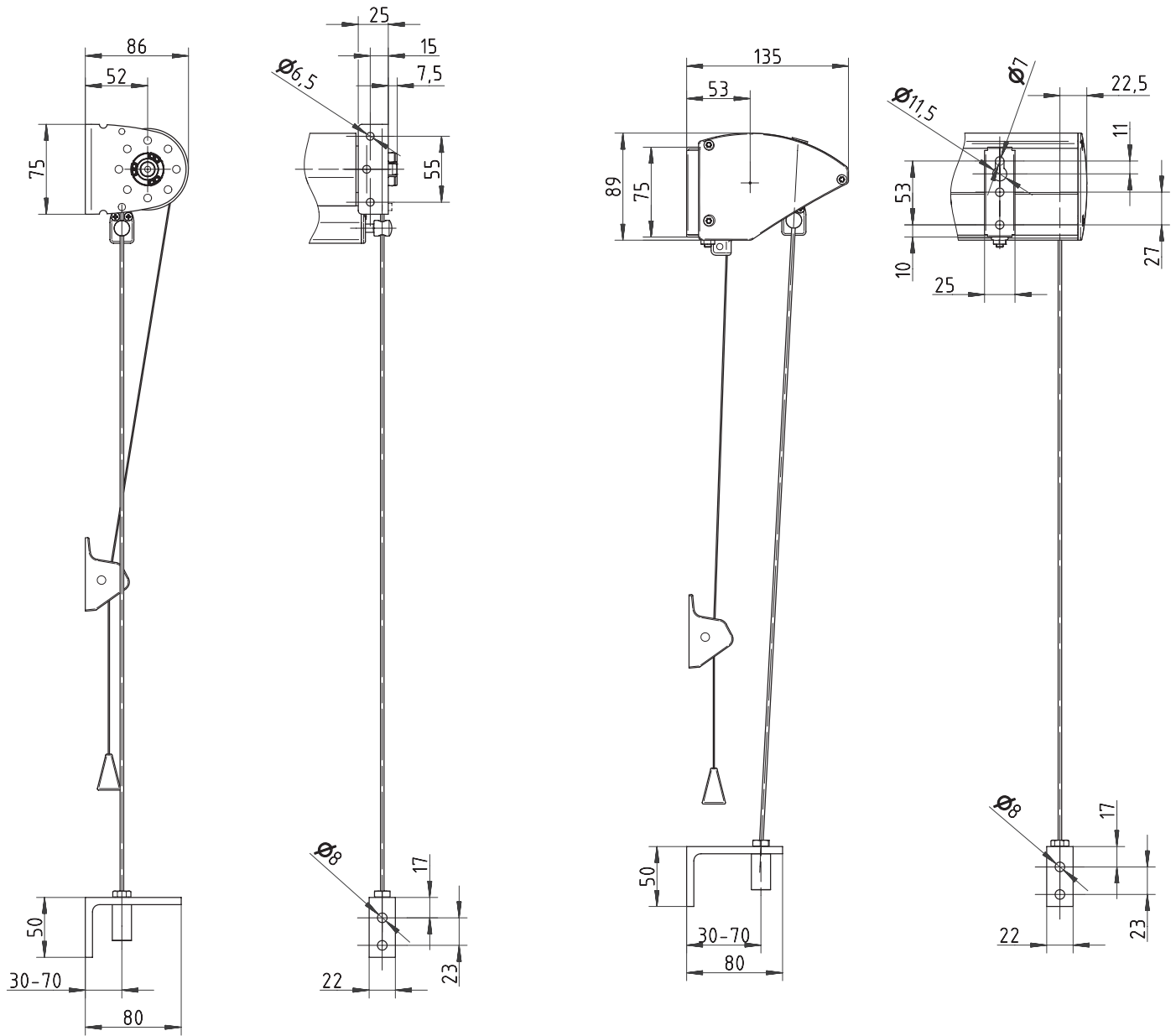
**Bill of material: VS24 with motor operation**

	Colour [Silver]	Qty		Unit	Pack [Unit]
		2.0 m	3.2 m		
<b>Profiles</b>					
Roller tube 54 mm	74.6703.0100	2,0	3,2	m	72
Front profile	74.2004.xxxx	2,0	3,2	m	30
Locking profile 4 mm	71.5603.0000	4,0	6,4	m	500
Weight Square shaft	71.3704.0000	1,8	3	m	3
<b>Components</b>					
Installation bracket wall	71.2755.0182	1	1	Pair	10
Screw	66.1203.0000	6	6	PCS	100
Installation kit	66.6505.0000	1	1	Pair	10
Screw	66.1201.0000	4	4	PCS	200
Cord	68.9516.5022	5,0	5,0	m	100
Bushing	72.3403.0010	1	1	PCS	50
End cap for cord guiding	72.2510.0000	2	2	PCS	20
Screw	66.1064.0000	4	4	PCS	1000
<b>For Motor operation add</b>					
Motor		1	1		
Motor Bracket		1	1		
Crown		1	1		
Drive Bushing		1	1		

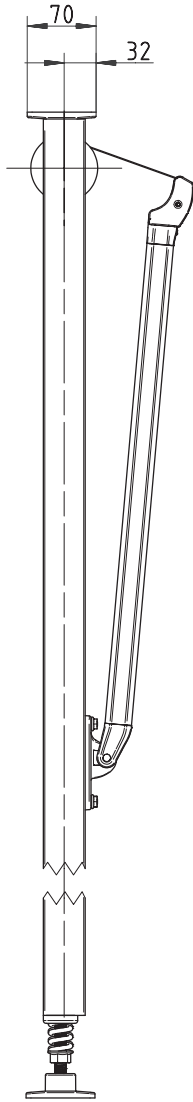
**Installation view DA22/32**



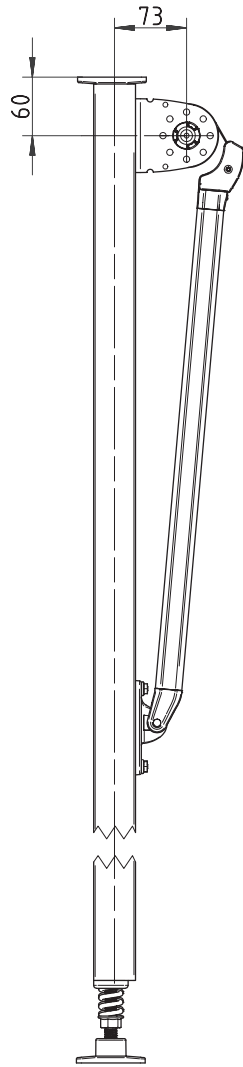
Installation view VS24/34



**Installation view BC26**

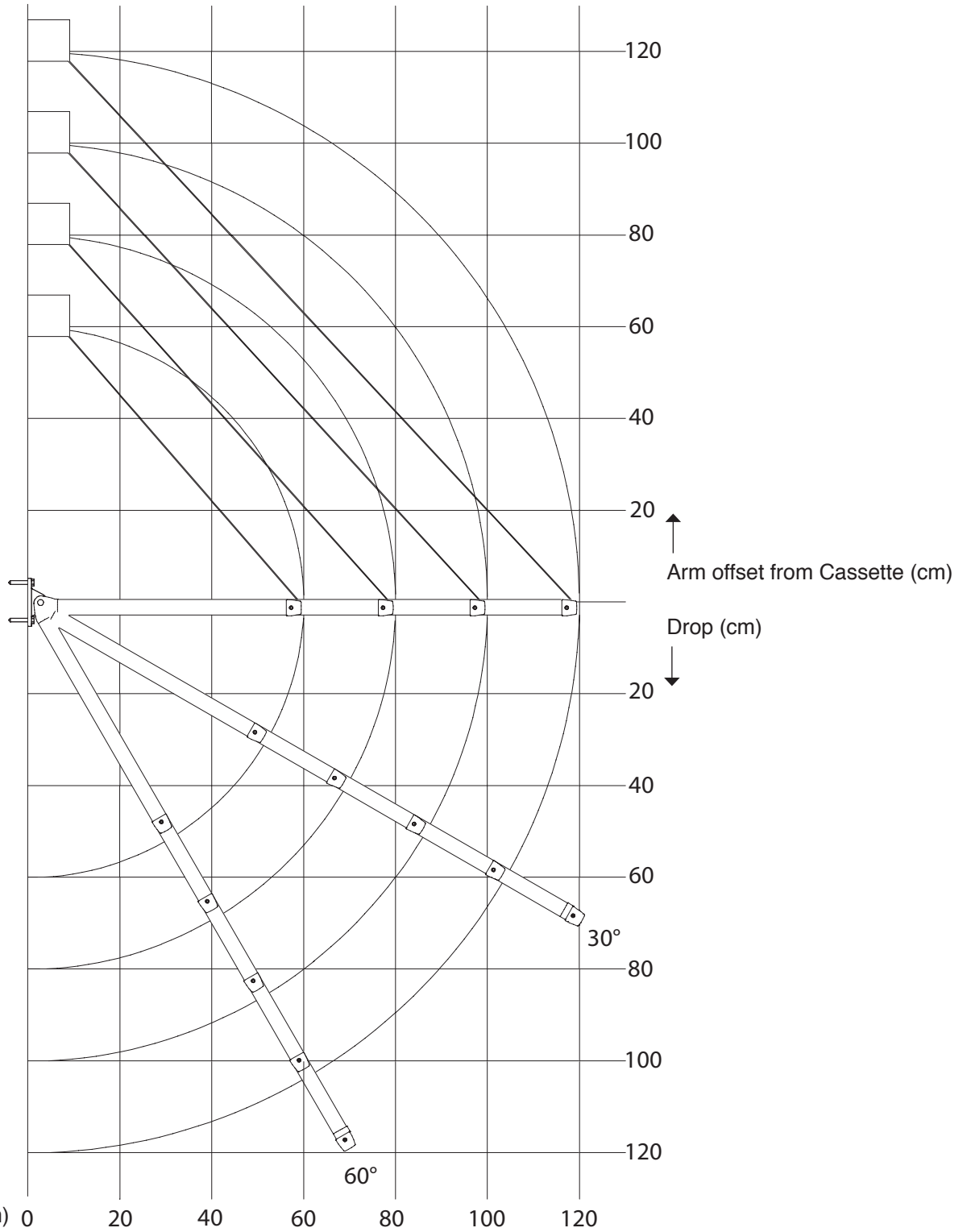


Installation option A:



Installation option B:

**Projection Diagram 73.2104-12 & 73.2404-10**





## HUNTER DOUGLAS SCANDINAVIA

PO Box 541  
SE-441 15 Alingsås  
Sweden  
Tel: +46-322 775 00  
Fax: +46-322 775 99  
E-mail: [order@hunterdouglas.se](mailto:order@hunterdouglas.se)

---

**HunterDouglas** 

[www.hunterdouglas.se](http://www.hunterdouglas.se)