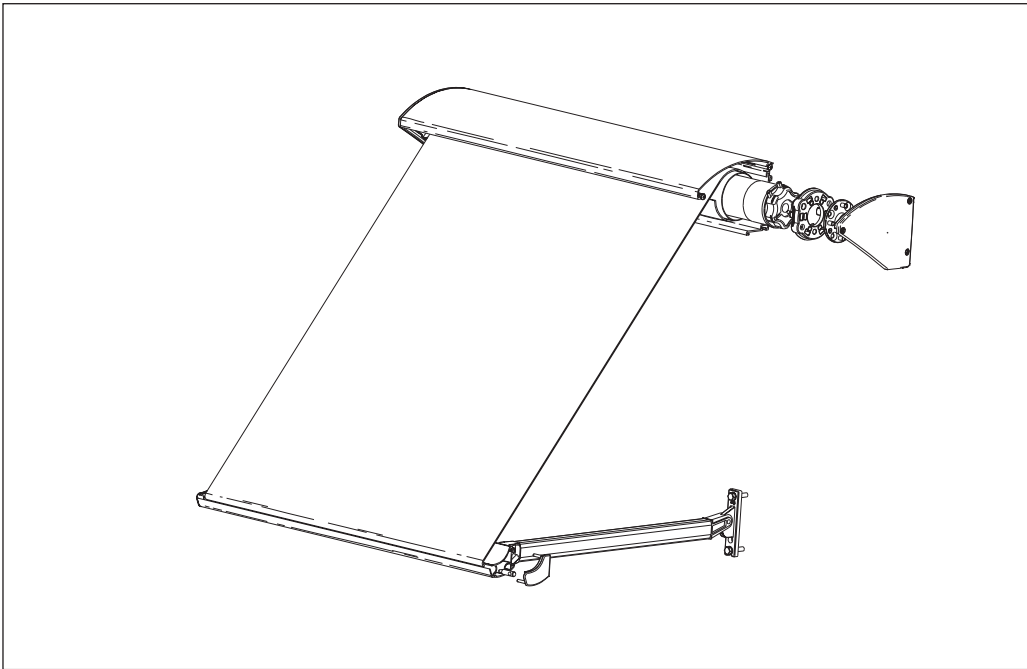



Window Awning 40-series



WINDOW AWNING COMPONENT BOOK

DA42

DA45

VS44

INDEX

	Page
Beskrivning Description Beschreibung	2-4
Sprängskiss Exploded view Explosionsdarstellung	5
Komponenter Components Komponenten	6-33
Handverktyg Handtools Handwerkzeuge	34
Korsreferens Cross reference Zubehör	35-36
Manövrering Operation Bedienung	37
Kapmått Fabrication guidelines Abschneidemaße	38-39
Moment Torque	40
Materialkalkyl Bill of material Komponenten	41-46
Byggmått Installation view Verschiedene Montagemöglichkeiten	47-49

FÖRKLARINGAR

* efter ett artikelnummer hänvisar till rekommenderad skruv etc.

EXPLANATIONS

* after an article number refers to recommended screw etc.

ERKLÄRUNGEN

* nach einer Bestellnummer weist auf empfohlene Schraube hin, usw.

Beskrivning

Användningsområde

DA42/DA45 är en kraftig fallarmsmarkis konstruerad för de flesta byggnader, t ex villor, radhus, kontor, butiker, skolor och sjukhus.

VS44 är en flexibel och dekorativ screen (rullgardinsmarkis) för de flesta byggnader, t ex villor, radhus, kontor, butiker, skolor och sjukhus.

Manövrering

Utvändig manövrering med terylenband, växel eller motor. Invändig manövrering med terylenband, växel eller motor. Motorn kan kompletteras med automatiska styrningar, t ex fjärrkontroll eller sol- och vindautomatik.

Montering

Markisen monteras enkelt direkt på fönsterfodret, väggen eller i nisch. Nischkonsoler, som tillval, tillåter 45–185 mm justering i djupled.

Fallarmar

Armkomponenter är tillverkade av pressgjutet zink och armprofiler av strängpressat aluminium. Fallarmar med justerbar spänning för optimal dukspänning.

Armarna är utrustade med Dyneema®-lina/band över armfäste för ökad stabilitet och bättre kvalitet.

Som tillval till den lilla armen finns Gasdämpare att sätta på armarna för att klara sig bättre vid hård vind och för att få en mjukare gång.

Justerbara nischkonsoller för fallarmarna finns som tillval.

Komponenter

Monteringskonsoler är tillverkade av förzinkat stål. Gavelbeslag är tillverkade av polyamid. Växlar är tillverkade av pressgjutet zink. Den löstagbara veven i stål är pulverlackerad. Bussningar för valsör 70 och 71 mm är tillverkade av pressgjutet zink. Pulverlackerade artiklar har färgnummer 0001 för vitt (RAL 9010), 0182 för silver och 0914 för svart. Obehandlade eller galvaniserade artiklar har färgnummer 0000.

Ändskydd till frontprofil är tillverkade av polyeten eller polyoxymetylen, lagerbussning i polyamid. Plastskydd för fästelement är tillverkade av polyeten. Infärgade artiklar har färgnummer 0001 för vitt, 0049 för svart och 0182 för silver.

Fästelement är tillverkade av rostfritt stål, förzinkat stål eller stål ytbehandlat med Dacro. 500 LC.

Profiler

Front- och kassettprofilen är tillverkade av strängpressat aluminium. Naturanodiserade aluminiumprofiler har färgnummer 0000, obehandlade 0100, vitanodiserade 0101 (RAL 9010) och pulverlackerade i vitt 0001 (RAL 9010), i silver 0182 och i svart 0914.

Valsör 70 mm är tillverkat av specialförzinkat stål, valsör 71 mm i strängpressat aluminium.

Dimensioner DA42

Djup 160 mm, höjd 110 mm.

Utfall (m): 0.4, 0.5, 0.6, 0.7, 0.8, 0.9, 1.0 och 1.2

Max bredd 5.0 m.

Seriekoppling upp till 20.0 m med motor.

Max 5 enheter.

Dimensioner DA45

Djup 160 mm, höjd 110 mm.

Utfall (m): 0.6, 0.7, 0.8, 0.9, 1.0, 1.1, 1.2, 1.3 och 1.4.

Max bredd 7.0 m.

Seriekoppling upp till 20.0 m med motor.

Max 5 enheter.

Dimensioner VS44

Djup 160 mm, höjd 110 mm med kassett.

Max höjd 2.5 m.

Max bredd 5.0 m.

Seriekoppling upp till 20.0 m med motor.

Max 5 enheter.

Ovanstående mått är rekommenderade maxmått som inte bör överskridas. Vid svåra monteringsförhållanden bör även dessa maxmått övervägas.

Icke standard artiklar

Artikelnummer märkt med "Nonstandard" lagerförs inte och har därför längre leveranstid. Minsta orderkvantitet (Min) gäller.

Vi förbehåller oss rätten till konstruktionsförändringar.

Description

Range of application

DA42/DA45 is a heavy-duty drop arm awning designed for most buildings, i.e. villas, town houses, offices, shops, schools and hospitals.

VS44 is a flexible and decorative screen (roller blind awning) for most buildings, i.e. villas, town houses, offices, shops, schools and hospitals.

Operation

External operation with tape, gear or motor. Internal operation with tape, gear or motor. The motor can be completed with automatic controls, for example remote control or sun and wind sensors.

Installation

The awning can easily be installed directly onto the window architrave, the wall or into a recess. Optional recess brackets allow 45-185 mm depth adjustment.

Drop arms

The arm components are manufactured of pressure die casted zinc and the arm profiles of extruded aluminium. Drop arms with adjustable springs for excellent fabric tension.

The Dyneema®-cord/tape connection over arm bracket improve the stability of the awning and quality.

Optional for the small arm is Gas dampers, to do better in strong winds and get a smoother ride.

Adjustable niche consoles for drop arms are optional.

Components

Installation brackets are manufactured of zinc plated steel. End bracket is manufactured of polyamide. Gears are manufactured of pressure die casted zinc. The removable crank handle in steel is powder coated. Bushings for roller tube 70 and 71 mm are manufactured of pressure die casted zinc. Powder coated articles have colour code 0001 for white (RAL 9010), 0182 for silver and 0914 for black. Untreated or galvanised articles have colour code 0000.

End caps for front tube are manufactured of polyethylene or polyoxymethylene, bushing in polyamide. Plastic covers for nuts and bolts are manufactured of polyethylene. Pigmented articles have colour code 0001 for white, 0049 for black and 0182 for silver.

Fasteners are manufactured of stainless steel, zinc plated steel or steel surface treated with Dacro. 500 LC.

Profiles

Front tube and cassette profile are manufactured of extruded aluminium. Clear anodised aluminium profiles have colour code 0000, untreated 0100, white anodised 0101 (RAL 9010) and powder coated in white 0001 (RAL 9010), 0182 for silver and 0914 for black.

Roller tube 70 mm is manufactured of special zinc plated steel, roller tube 71 mm in extruded aluminium.

Dimensions DA42

Depth 160 mm, height 110 mm.
Projection (m): 0.4, 0.5, 0.6, 0.7, 0.8, 0.9, 1.0 and 1.2
Max width 5.0 m.
Series connection up to 20.0 m with motor.
Max 5 units.

Dimensions DA45

Depth 160 mm, height 110 mm.
Projection (m): 0.6, 0.7, 0.8, 0.9, 1.0, 1.1, 1.2, 1.3, 1.4.
Max width 7.0 m.
Series connection up to 20.0 m with motor.
Max 5 units.

Dimensions VS44

Depth 160 mm, height 110 mm.
Max height 2.5 m.
Max width 5.0 m.
Series connection up to 20.0 m, with motor.
Max 5 units.

The maximum measurements are recommended and should not be exceeded. If the installation conditions are difficult, even these dimensions should be reconsidered.

Nonstandard articles

Article numbers marked "Nonstandard" are not kept in stock, which results in longer delivery times. Minimum order quantities (Min) apply.

Subject to changes without notice.

Beschreibung

Einsatzgebiete

DA42/DA45 ist eine besonders robuste Fallarmmarkise, die für die meisten Gebäude, z.B. an Villen, Schulen, Büros, Krankenhäusern usw. geeignet ist.

VS44 ist eine flexibler und dekorativer Schirm (Rolladen-Markise), der für die meisten Gebäude, z.B. an Villen, Schulen, Büros, Krankenhäusern usw. geeignet ist.

Bedienung

Die Bedienung von außen erfolgt wahlweise mittels Handkurbel, Aufzugband oder Motor, von innen mittels Aufzugband, Handkurbel oder Motor. Für den Motor sind automatische Steuerungen, z.B. Fernbedienung, Sonnen- oder Windautomatik, erhältlich.

Montage

Die Markise kann einfach direkt an Wand, Fensterrahmen oder Aussparung angebracht werden. Wahlfreie Aussparungs-Konsole erlaubt eine 45-185 mm Justierung der Tiefe.

Fallarmen

Die Armeinsätze sind aus Zink Hochdruckguß, die Armprofile aus stranggepreßtem Aluminium. Die Arme sind mit einstellbarer Feder für optimale Tuchspannung ausgestattet.

Die Dyneema®-Schnur/Band Verbindung über Arm Konsole verbessern die Stabilität der Markise und Qualität.

Optional Gas-Absorber auf den Kleiner Arm klemmt und es besser zu machen bei starkem Wind bekommen eine glattere Fahrt.

Einstellbare Nischenkonsolen von Fällen, die Arme sind optional.

Mechanik

Die Montagekonsolen sind aus verzinktem Stahl gefertigt. Die Tuchwellenhalter sind aus Polyamid. Die Getriebe sind aus Zink Hochdruckguß. Die abnehmbare Handkurbel aus Stahl sind pulverbeschichtet. Die Lagerbuchsen für die 70 und 71 mm-Tuchwellen sind aus Zink Hochdruckguß hergestellt. Die pulverbeschichteten Teile haben die Farbenbezeichnung 0001 für weiß(RAL 9010), 0182 für silber und 0914 für schwarz. Unbehandelte oder galvanisierte Teile haben die Farbenbezeichnung 0000.

Die Endkappen für die Fallstangen sind aus Polyoxymäthylen oder Polyäthylen, die Lagerbuchse aus Polyamid. Die Schraubdeckel sind aus Polyäthylen. Gefärbte Teile haben die Farbenbezeichnung 0001 für weiß, 0049 für schwarz und 0182 für silber.

Die Befestigungsteile sind aus rostfreiem Stahl, verzinktem Stahl oder mit Dacrolit 500 LC gefertigt.

Profile

Kassetteprofile und Fallstange und Beingestell sind aus Aluminium Strangpressprofilen gefertigt. Natureloxierte Aluminiumprofile haben Farbenbezeichnung Natureloxierte Aluminiumprofile haben Farbenbezeichnung 0000, unbeschichtete 0100, weiß eloxierte 0101 (RAL 9010) und weiß pulverbeschichtete 0001 (RAL 9010), 0182 für silber und 0914 für schwarz. Die 70 mm-Tuchwelle ist aus spezialverzinktem Stahl, die 71 mm-Tuchwelle aus stranggepreßtem Aluminium gefertigt.

Maße DA42

Tiefe: 160 mm, Höhe: 110 mm.

Ausfall (Mtr.) 0.4, 0.5, 0.6, 0.7, 0.8, 0.9, 1.0 und 1.2

Max. Breite: 5.0 Mtr.

Koppelanlagen mit Motor bis 20.0 Mtr. Breite.

Max 5 Einheiten.

Maße DA45

Tiefe 160 mm, Höhe 110 mm.

Ausfall (m): 0.6, 0.7, 0.8, 0.9, 1.0, 1.1, 1.2, 1.3, 1.4.

Max. Breite 7.0 m.

Koppelanlagen mit Motor bis 20.0 Mtr Breite.

Max 5 Einheiten.

Maße VS44

Tiefe: 160 mm, Höhe: 110 mm.

Max. Höhe: 2.5 Mtr.

Max. Breite: 5.0 Mtr.

Koppelanlagen mit Motor bis 20.0 Mtr. Breite.

Max 5 Einheiten.

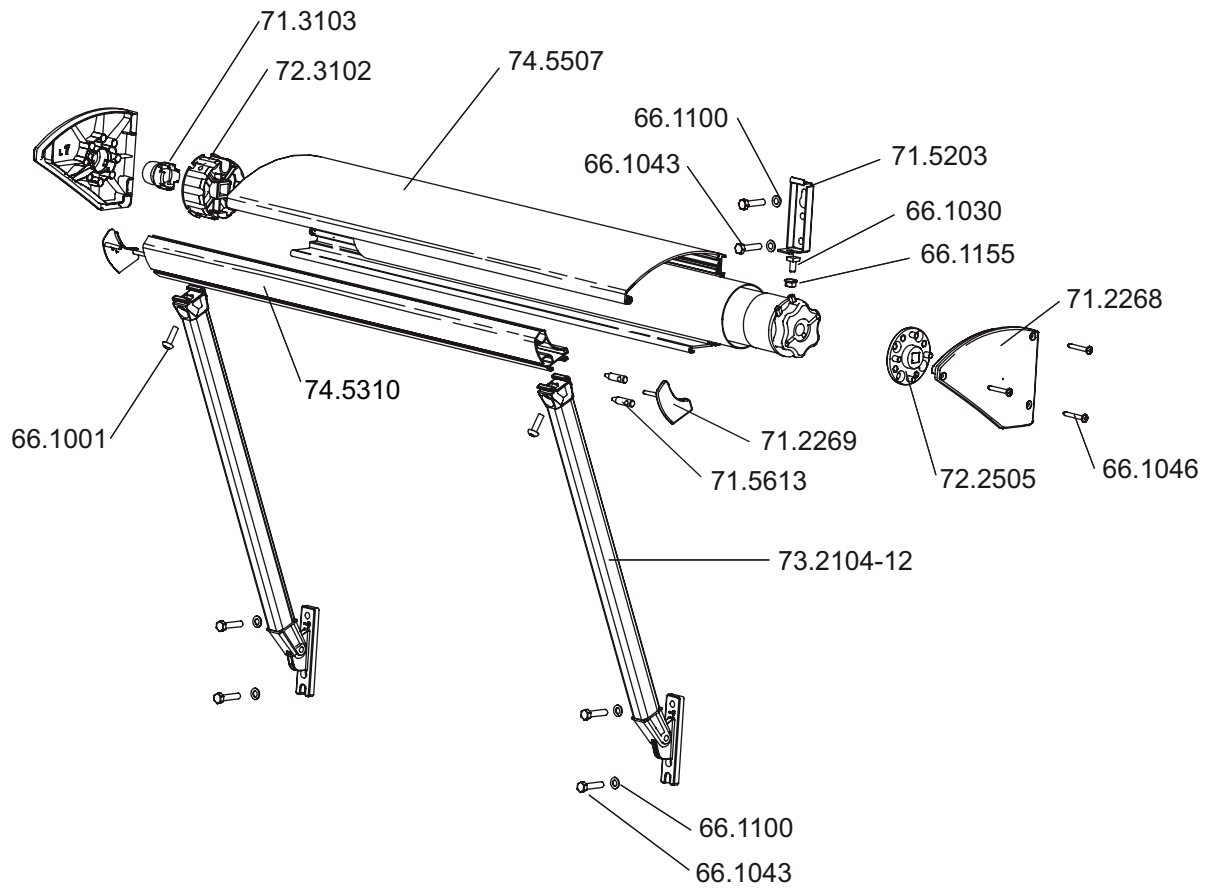
Diese Maximalmaße sind empfohlen und sollten nicht überschritten werden. Bei schwierigen Montagebedingungen sollten auch diese Max.-Maße überdacht werden.

Nonstandard Artikel

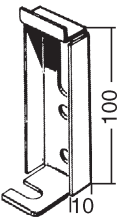
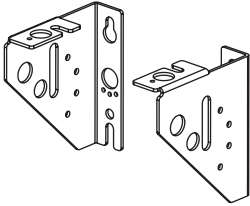
Bestell-Nr., die mit der Kennung „Nonstandard“ ausgeschrieben sind, werden nicht auf Lager gehalten. Daher verlängert sich bei diesen Artikeln die Lieferzeit. Auch Mindestbestimmungen sind erforderlich.


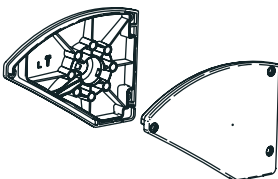
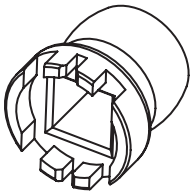

Technische Änderungen vorbehalten.

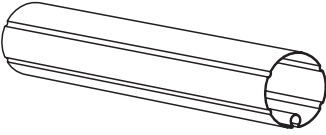

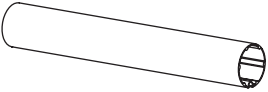
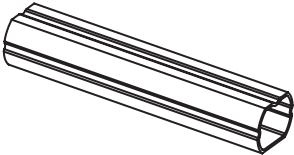
Exploded view DA42

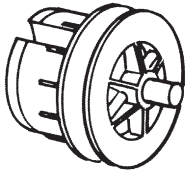
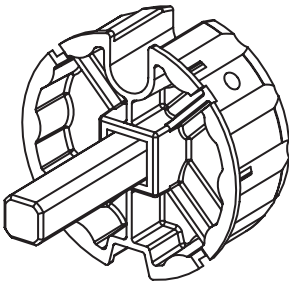
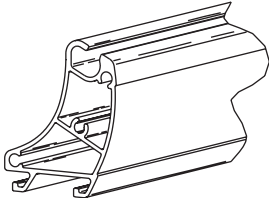



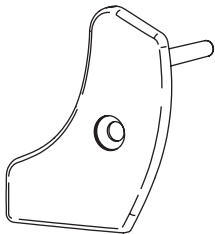
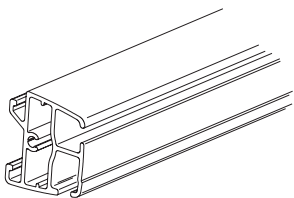
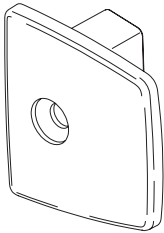
Artikel nr utan färgnummer
 Article No. without colour number
 Bestell-Nr. ohne Farbenbezeichnung


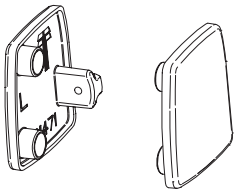
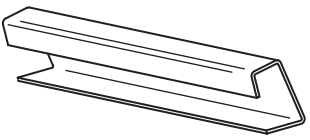
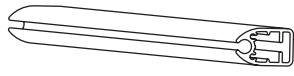
	Article No.	Description	Note	Stand. pack	
		<p>Installation bracket wall Steel, zinc plated, for cassette profile 74.5507</p>			
		<p>Monteringskonsol vägg Stål, förzinkat, för kassettprofil 74.5507</p>			
		<p>Wandkonsole Stahl, verzinkt, für Kassettprofile 74.5507</p>			
	<p>* 66.1030, 66.1155</p>				
	71.5203.0000			50	
	71.5203.0001	Vit White Weiss		50	
	71.5203.0914	Svart Black Schwarz		50	
		<p>Installation bracket Steel, zinc plated</p>			
		<p>Nischkonsol Stål, förzinkat</p>			
		<p>Montage-Konsole Stahl, verzinkt</p>			
			* 66.1030, 66.1155		
		71.0045.0001	Vit White Weiss	45 mm	15 pairs
		71.0045.0182	Silver Silber	45 mm	15 pairs
		71.0045.0914	Svart Black Schwarz	45 mm	15 pairs
		71.0065.0001	Vit White Weiss	65 mm	20 pairs
		71.0065.0182	Silver Silber	65 mm	20 pairs
		71.0065.0914	Svart Black Schwarz	65 mm	20 pairs
		71.0100.0001	Vit White Weiss	100 mm	15 pairs
		71.0100.0182	Silver Silbe	100 mm	15 pairs
		71.0100.0914	Svart Black Schwarz	100 mm	15 pairs
		71.0130.0001	Vit White Weiss	130 mm	10 pairs
		71.0130.0182	Silver Silber	130 mm	10 pairs
		71.0130.0914	Svart Black Schwarz	130 mm	10 pairs
	71.0185.0001	Vit White Weiss	185 mm	10 pairs	
	71.0185.0182	Silver Silber	185 mm	10 pairs	
	71.0185.0914	Svart Black Schwarz	185 mm	10 pairs	

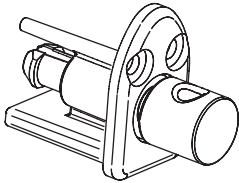

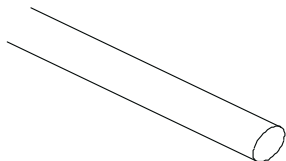

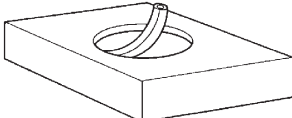
	Article No.	Description	Note	Stand. pack
		<p>Distance piece Polypropylene, for installation bracket 71.0045/0065/0100/0130/0185</p> <p>Distans Polypropen, för nischkonsol 71.0045/0065/0100/0130/0185</p> <p>Distanzteil Polypropylen, für Montage-Konsole 71.0045/0065/0100/0130/0185</p>	10 mm	
	77.6702.0001	Vit White Weiss		50
	77.6702.0182	Silver Silber		50
	77.6702.0049	Svart Black Schwarz		50
		<p>End bracket Fibreglass - polyamide, for cassette profile 74.5507</p> <p>Gavelbeslag Glasfiber - polyamid, för kassettprofil 74.5507</p> <p>Tuchwellenhalter Glasfiber - Polyamid, für Kassetprofile 74.5507</p>		
		* 66.1046		
	71.2268.0001	Vit White Weiss		25 pairs
	71.2268.0049	Svart Black Schwarz		25 pairs
	71.2268.0182	Silver Silber Argent		25 pairs
		<p>Bushing Self lubricating polyamide, for drive bushing 72.3102/3307 and series connection bushing 72.3101</p> <p>Lagerbussning Självmörjande polyamid, för drivbussning 72.3102/3307 och seriekopplingsbussning 72.3101</p> <p>Lagerbuchse Selbstschmierend Polyamid, für Tuchwellenantriebsbuchse 72.3102/3307 und Koppelanlage - Lagerbuchse 72.3101</p>	Sq 12.7 mm	
	71.3103.0000			50
		<p>Bushing Self lubricating polyamide, for tape drum 71.2501</p> <p>Lagerbussning Självmörjande polyamid, för bandtrumma 71.2501</p> <p>Lagerbuchse Selbstschmierend Polyamid, für Bandtrommel 71.2501</p>	ø 8 mm	
	71.3101.0000			50

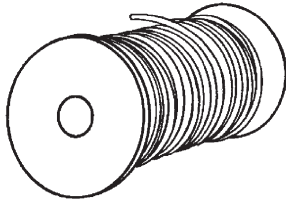

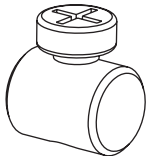
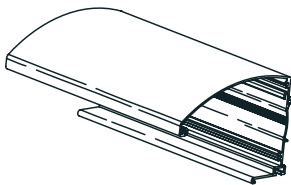
	Article No.	Description	Note	Stand. pack
		Roller tube Steel, special zinc plated Valsrör Stål, specialförzinkat Tuchwelle Stahl, spezialverzinkt	ø 70x1.0 mm	
	74.6050.0000 74.6070.0000	(16'5") (22'11")	1 / 39 x5 m 1 / 39 x7 m	5 / 195 m 7 / 273 m
		Joining piece Steel, zinc plated, for roller tube 74.6040 - 70 Skarvprofil Stål, förzinkat, för valsrör 74.6040 - 70 Kupplung Stahl, verzinkt, für Tuchwelle 74.6040 - 70	ø 68x1.0 mm	
	71.4301.0000	L 0.5 m (1'7")		1
		Roller tube Aluminium Valsrör Aluminium Tuchwelle Aluminium	ø 71x1.8 mm	
	74.6650.0100 74.6670.0100	(16'5") (22'11")	10 x5 m 10 x7 m	50 m 70 m
		Joining piece Aluminium, for roller tube 74.6640 - 70 Skarvprofil Aluminium, för valsrör 74.6640 - 70 Kupplung Aluminium, für Tuchwelle 74.6640 - 70	ø 67x3.0 mm	
	71.4404.0100	L 0.5 m (1'7")		1

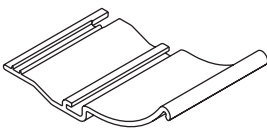
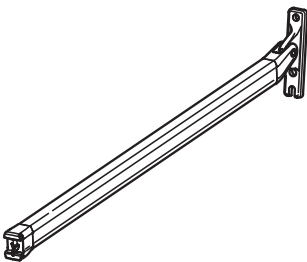
	Article No.	Description	Note	Stand. pack
	71.2501.0010	Tape drum ø 70 mm Polyamide, with ø 8 mm spring loaded pivot, for roller tube 74.6050 - 70 / 74.6650 - 70		50
		Bandtrumma Polyamid, med ø 8 mm fjäderbelastad lagertapp, för valsör 74.6050 - 70 / 74.6650 - 70		
		Bandtrommel Polyamid, mit ø 8 mm federbelastetem Zapfen, für Tuchwelle 74.6050 - 70 / 74.6650 - 70		
	72.3102.0000	Drive bushing ø 70 mm Zinc, for roller tube 74.6050 - 70 / 74.6650 - 70		10
	72.3115.0000	Drivbussning Zink, för valsör 74.6050 - 70 / 74.6650 - 70	Shaft 22 mm	10
	72.3307.0000	Tuchwellenantriebsbuchse Zink, für Tuchwelle 74.6050 - 70 / 74.6650 - 70	Shaft 40 mm	10
		Can be combined with 72.3101 for series connection	Shaft 120 mm	10
		Front tube 50 x 43 mm Aluminium		
		Frontprofil Aluminium		
		Fallstange Aluminium		
	74.5310.0000	(19ft 8in) Anodized	12 x6 m	72 m
	74.5310.0001	(19ft 8in) Vit White Weiss Blanc	12 x6 m	72 m
74.5310.0182	(19ft 8in) Silver Silber	12 x6 m	72 m	
74.5310.0914	(19ft 8in) Svart Black Schwarz	12 x6 m	72 m	
		Front tube 50 x 43 mm Aluminium, for drop arm T-slot 73.2404-10		
		Frontprofil Aluminium, för fallarm T-slot 73.2404-10		
		Fallstange Aluminium, für Fallarm T-slot 73.2404-10		
	74.2108.0000	(19ft 8in) Anodized	12 x6 m	72 m
	74.2108.0001	(19ft 8in) Vit White Weiss	12 x6 m	72 m
74.2108.0182	(19ft 8in) Silver Silber	12 x6 m	72 m	
74.2108.0914	(19ft 8in) Svart Black Schwarz	12 x6 m	72 m	

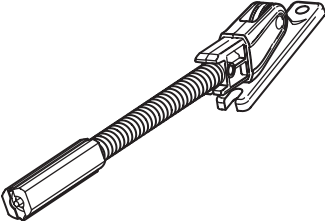

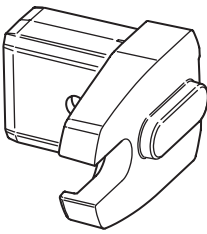
	Article No.	Description	Note	Stand. pack
		End cap Polyethylene, for front tube 74.5310 & 74.2108 Ändskydd Polyeten, för frontprofil 74.5310 & 74.2108 Endkappe Polyäthylen, für Fallstange 74.5310 & 74.2108 * 66.1046		
	71.2269.0001	Vit White Weiss		50 pairs
	71.2269.0182	Silver Silber		50 pairs
	71.2269.0049	Svart Black Schwarz		50 pairs
		Front tube Aluminium Frontprofil Aluminium Fallstange Aluminium	31 x 35 mm	
	74.5311.0000	Anodized	12 x6 m	72 m
	74.5311.0001	Vit White Weiss	12 x6 m	72 m
	74.5311.0182	Silver Silber	12 x6 m	72 m
	74.5311.0914	Svart Black Schwarz	12 x6 m	72 m
		End cap Polyethylene, for front tube 74.5311 Ändskydd Polyeten, för frontprofil 74.5311 Endkappe Polyäthylen, für Fallstange 74.5311 * 66.1046		
	71.2208.0001	Vit White Weiss		100
	71.2208.0049	Svart Black Schwarz		100
	71.2208.0182	Silver Silber		100

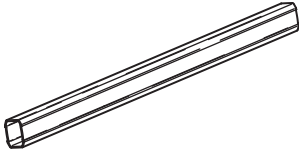
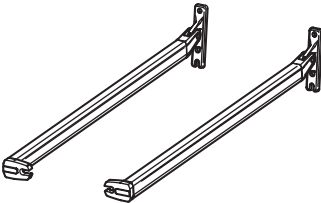
	Article No.	Description	Note	Stand. pack
		Front tube Aluminium	43 x 46 mm	
		Frontprofil Aluminium		
		Fallstange Aluminium		
	74.5750.0001	(13'1") Vit White Weiss	6 x5 m	30 m
	74.5750.0182	(13'1") Silver Silber	6 x5 m	30 m
	74.5750.0914	(13'1") Svart Black Schwarz	6 x5 m	30 m
	74.5770.0001	(22'11") Vit White Weiss	6 x7 m	42 m
74.5770.0182	(22'11") Silver	6 x7 m	42 m	
74.5770.0914	(22'11") Svart Black Schwarz	6 x7 m	42 m	
		End cap Polyethylene, for front tube 74.5750-70		
		Ändskydd Polyeten, för frontprofil 74.5750-70		
		Endkappe Polyäthylen, für fallstange 74.5750-70		
		*66.1093		
	71.2257.0001	Vit White Weiss		20 pairs
	71.2257.0049	Svart Black Schwarz		20 pairs
	71.2257.0182	Silver Silber		20 pairs
		Joining piece Aluminium, for front tube 74.5750 - 70		
		Skarvprofil Aluminium, för frontprofil 74.5750 - 70		
	71.4412.0000	L 0.3 m (1')		1
		Front profile Aluminium		
		Frontprofil Aluminium		
		Fallstange Aluminium		
	74.2004.0001	(19ft 8in) Vit White Weiss	5 x6 m	30 m
74.2004.0182	(19ft 8in) Silver Silber	5 x6 m	30 m	
74.2004.0914	(19ft 8in) Svart Black Schwarz	5 x6 m	30 m	

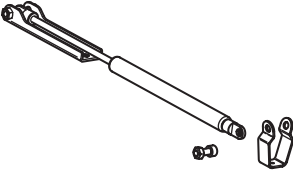
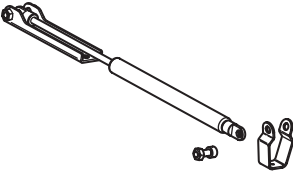
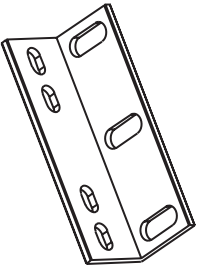
	Article No.	Description	Note	Stand. pack
	72.2510.0000	<p>End cap for cord guiding Polyamide, for front tube 74.2004</p> <p>Ändskydd för linstyrning Polyamid, för frontprofil 74.2004</p> <p>Endkappe für Schnurschiene Polyamid, für Fallstange 74.2004</p> <p>* 66.1064</p>		20
	71.3712.0000	<p>Round shaft Steel, zinc plated, weight for front profile 74.2004</p> <p>Rundstång Stål, förzinkat, vikt för frontprofil 74.2004</p>	Round 12 mm	1.0 m
	71.5603.0000	<p>Locking profile Polyethylene, hard.</p> <p>Låsprofil / Ten Polyeten, hård.</p> <p>Keder Polyäthylen, hart.</p>	Ø 4 mm	500 m
	71.5601.0000	<p>Locking profile PVC, hard, for locking of fabric</p> <p>Låsprofil PVC, hård, för låsning av duk</p> <p>Keder PVC, hart, für Tuchbefestigung</p>	Ø 6 mm	144/1440 m
	77.6600.0000	<p>Locking profile Polyethylene, medium, for locking of fabric</p> <p>Låsprofil Polyeten, halvhård, för låsning av duk</p> <p>Keder Polyäthylen, halbhart, für Tuchbefestigung</p>	Ø 6 mm	500 m


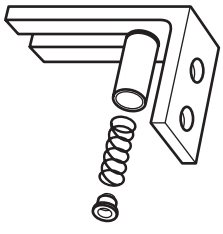
	Article No.	Description	Note	Stand. pack
	77.6601.0000	<p>Locking profile Polyethylene, soft, for locking of fabric</p> <p>Låsprofil Polyeten, mjuk, för låsning av duk</p> <p>Keder Polyäthylen, weich, für Tuchbefestigung</p>	ø 6 mm	450 m
	71.5613.0000	<p>Fabric lock Zinc, with screw</p> <p>Duklås Zink, med skruv</p> <p>Tuchspanner Zink, mit Schraube</p>	ø 8 mm	100
	77.3301.0000	<p>Fabric stop Stainless steel, with screw</p> <p>Dukstopp Rostfritt stål, med skruv</p> <p>Tuchstopp Edelstahl, mit Schraube</p>	ø 8 mm	100
	<p>74.5507.0000</p> <p>74.5507.0001</p> <p>74.5507.0182</p> <p>74.5507.0914</p>	<p>Cassette profile Aluminium</p> <p>Kassettprofil Aluminium</p> <p>Kassettprofile Aluminium</p> <p>(22'11")</p> <p>(22'11) Vit White Weiss</p> <p>(22'11) Silver Silber</p> <p>(22'11) Svart Black Schwarz</p>	<p>152 x 110 mm</p> <p>6 x7 m</p> <p>6 x7 m</p> <p>6 x7 m</p> <p>6 x7 m</p>	<p>42 m</p> <p>42 m</p> <p>42 m</p> <p>42 m</p>

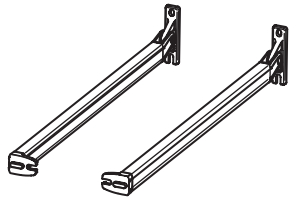
	Article No.	Description	Note	Stand. pack
	71.4605.0000	Centre support, DA46 Aluminium, tufram Stödlager, DA46 Aluminium, tufram Tuchwellenstützschale, DA46 Aluminium, tufram * 66.1030, 66.1155		5
		<hr/>		
		Drop arm - Straight attachment Complete, with Dyneema cord & adjustable spring tension Fallarm - Rakt fäste Komplet, med Dyneema lina & justerbar fjäderspänning Fallarm - Geraden Befestigungs Komplet, mit Dyneema Schnur & einstellbar Spannung * 66.1001 or 66.1000		
	73.2104.0001	(1'4") Vit White Weiss	0.4 m	30
	73.2104.0182	(1'4") Silver Silber	0.4 m	30
	73.2104.0914	(1'4") Svart Black Schwarz	0.4 m	30
	73.2105.0001	(1'8") Vit White Weiss	0.5 m	30
	73.2105.0182	(1'8") Silver Silber	0.5 m	30
	73.2105.0914	(1'8") Svart Black Schwarz	0.5 m	30
	73.2106.0001	(2") Vit White Weiss	0.6 m	30
	73.2106.0182	(2") Silver Silbe	0.6 m	30
	73.2106.0914	(2") Svart Black Schwarz	0.6 m	30
	73.2107.0001	(2'4") Vit White Weiss	0.7 m	30
	73.2107.0182	(2'4") Silver Silber	0.7 m	30
	73.2107.0914	(2'4") Svart Black Schwarz	0.7 m	30
	73.2108.0001	(2'8") Vit White Weiss	0.8 m	30
	73.2108.0182	(2'8") Silver Silber	0.8 m	30
	73.2108.0914	(2'8") Svart Black Schwarz	0.8 m	30
	73.2109.0001	(3") Vit White Weiss	0.9 m	30
	73.2109.0182	(3") Silver Silber	0.9 m	30
	73.2109.0914	(3") Svart Black Schwarz	0.9 m	30
	73.2110.0001	(3'4") Vit White Weiss	1.0 m	30
73.2110.0182	(3'4") Silver Silber	1.0 m	30	
73.2110.0914	(3'4") Svart Black Schwarz	1.0 m	30	
73.2112.0001	(4") Vit White Weiss, Non Standard, min 30 pcs	1.2 m	30	
73.2112.0182	(4") Silver Silber, Non Standard, min 30 pcs	1.2 m	30	
73.2112.0914	(4") Svart Black Schwarz, Non Standard, min 30 pcs	1.2 m	30	

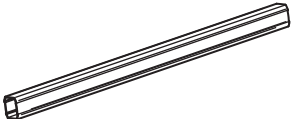
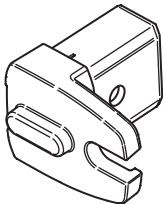
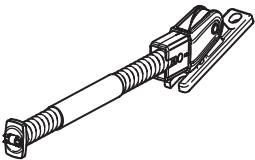
	Article No.	Description	Note	Stand. pack
		Set of arm fittings and spring kit Zinc, for arm profile 74.5021		
		Armbeslag och fjädersats Zink, för armprofil 74.5021		
		Armeinsatz und Armfeder - Set Zink, für Armprofil 74.5021		
	73.2120.0000	Unassembled, raw, Non-stock item, min qty 40		40
	73.2120.0001	Vit White Weiss		40
73.2120.0182	Silver Silber		40	
73.2120.0914	Svart Black, Non-stock item, min qty 40 pcs		40	
		Arm fitting - Straight Zinc, for arm profile 74.5021		
		Frontfäste - Rakt Zink, för armprofil 74.5021		
		Armhalterung - Geraden Zink, für Armprofil 74.5021		
		<i>* 66.1001 or 66.1000</i>		
	73.2121.0000	Raw, Non-stock item, min qty 40 pcs		40
73.2121.0001	Vit White Weiss		40	
73.2121.0182	Silver Silber		40	
73.2121.0914	Svart Black, Non-stock item, min qty 40 pcs		40	
		Arm fitting - T-slot Zinc, for arm profile 74.5021		
		Frontfäste - Vinkel Zink, för armprofil 74.5021		
		Armhalterung - T-form Zink, für Armprofil 74.5021		
		<i>* 66.1035, 66.1151</i>		
	73.2124.0000	Raw, Non-stock item, min qty 40 pcs		40
73.2124.0001	Vit White Weiss		40	
73.2124.0182	Silver Silber		40	
73.2124.0914	Svart Black, Non-stock item, min qty 40 pcs		40	

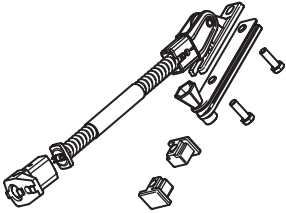



	Article No.	Description	Note	Stand. pack
		<p>Arm profile Aluminium, for set of arm fittings + arm fitting straight & T-slot 73.2120/21/24</p> <p>Armprofil Aluminium, för armfäste & fjädersats + frontfäste rakt & vinkel 73.2120/21/24</p> <p>Armprofil Aluminium, für Armeinsatz und Armfeder + Armhalterung Geraden & T-form 73.2120/21/24</p>		
	74.5021.0000	(19ft 8") Anodized	10 x 6 m	60
	74.5021.0001	(19ft 8") Vit White Weiss	10 x 6 m	60
	74.5021.0182	(19ft 8") Silver Silber	10 x 6 m	60
	74.5021.0914	(19ft 8") Svart Black	10 x 6 m	60
		<p>Drop arm - T-slot attachment Complete, with Dyneema cord & adjustable spring tension</p> <p>Fallarm - Vinkelfäste Komplett, med Dyneema lina & justerbar fjäderspänning</p> <p>Fallarm - T-form Befestigungs Komplett, mit Dyneema Schnur & einstellbar Spannung</p>		
		* 66.1035, 66.1151		
	73.2404.0001	(1'4") Vit White Weiss	0.4 m	15 pairs
	73.2404.0182	(1'4") Silver Silber	0.4 m	15 pairs
	73.2404.0914	(1'4") Svart Black Schwarz, Non Standard, min 15 pairs	0.4 m	15 pairs
	73.2405.0001	(1'8") Vit White Weiss	0.5 m	15 pairs
	73.2405.0182	(1'8") Silver Silber	0.5 m	15 pairs
	73.2405.0914	(1'8") Svart Black Schwarz, Non Standard, min 15 pairs	0.5 m	15 pairs
	73.2406.0001	(2') Vit White Weiss	0.6 m	15 pairs
	73.2406.0182	(2') Silver Silber	0.6 m	15 pairs
	73.2406.0914	(2') Svart Black Schwarz, Non Standard, min 15 pairs	0.6 m	15 pairs
	73.2407.0001	(2'4") Vit White Weiss	0.7 m	15 pairs
	73.2407.0182	(2'4") Silver Silber	0.7 m	15 pairs
	73.2407.0914	(2'4") Svart Black Schwarz, Non Standard, min 15 pairs	0.7 m	15 pairs
	73.2408.0001	(2'8") Vit White Weiss	0.8 m	15 pairs
	73.2408.0182	(2'8") Silver Silber	0.8 m	15 pairs
	73.2408.0914	(2'8") Svart Black Schwarz, Non Standard, min 15 pairs	0.8 m	15 pairs
	73.2409.0001	(3') Vit White Weiss	0.9 m	15 pairs
	73.2409.0182	(3') Silver Silber	0.9 m	15 pairs
	73.2409.0914	(3') Svart Black Schwarz, Non Standard, min 15 pairs	0.9 m	15 pairs
	73.2410.0001	(3'4") Vit White Weiss	1.0 m	15 pairs
	73.2410.0182	(3'4") Silver Silber	1.0 m	15 pairs
	73.2410.0914	(3'4") Svart Black Schwarz, Non Standard, min 15 pairs	1.0 m	15 pairs



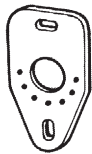
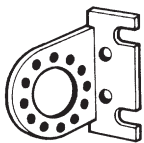
	Article No.	Description	Note	Stand. pack
	<p>73.2130.0000</p>	<p>Kit Gas Damper Standard Steel & Stainless steel brackets, for drop arm 732104-12 & 73.2404-12</p> <p>Kit Dämpare Standard Stål & Rostfria Fästen, för fallarm 732104-12 & 73.2404-12</p> <p>Kit Gasdämpfer Standard Stahl & Edelstahl konsole, für Fallarm 732104-12 & 73.2404-12</p>		<p>1</p>
	<p>73.2131.0000</p>	<p>Kit Gas Damper - Stainless Stainless steel, for drop arm 732104-12 & 73.2404-12</p> <p>Kit Dämpare - Rostfri Rostfritt, för fallarm 732104-12 & 73.2404-12</p> <p>Kit Gasdämpfer Standard Edelstahl, für Fallarm 732104-12 & 73.2404-12</p>		<p>1</p>
	<p>77.7206.0001 77.7206.0182 77.7206.0914</p>	<p>Angle bracket Aluminium, for drop arm 73.2050-2100, 73.2250-2300, 73.1506-14</p> <p>Vinkelbeslag Aluminium, för fallarm 73.2050-2100, 73.2250-2300, 73.1506-14</p> <p>Nischenkonsole Aluminium, für Fallarm 73.2050-2100, 73.2250-2300, 73.1506-14</p> <p><i>* 66.1035, 66.1151</i></p> <p>Vit White Weiss Silver Silber Svart Black Schwarz</p>		<p>10 10 10</p>



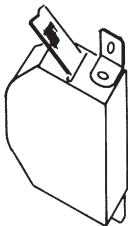

	Article No.	Description	Note	Stand. pack
		<p>Installation bracket adjustable drop arm kit Steel, zinc plated Incl.screws for arms</p> <p>Nischkonsol justerbar fallarm sats Stål, förzinkat</p> <p>Montage-Konsole einstellbar Fallarm Bausatz Stahl, verzinkt</p>		
	73.2155.0001	Vit White Weiss	55 - 85 mm	10
	73.2155.0182	Silver Silber	55 - 85 mm	10
	73.2155.0914	Svart Black Schwarz	55 - 85 mm	10
	73.2195.0001	Vit White Weiss	95 - 125 mm	10
	73.2195.0182	Silver Silber	95 - 125 mm	10
	73.2195.0914	Svart Black Schwarz	95 - 125 mm	10
	66.6507.0182	<p>Installation kit Screen Aluminium and zinc plated steel</p> <p>Monteringskit Screen Aluminium och förzinkad stål</p> <p>Montagekit Screen Aluminium und verzinkt stahl</p> <p>* 66.1090</p> <p>L 130 mm (5 1/4")</p>		10 pairs

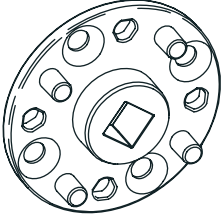
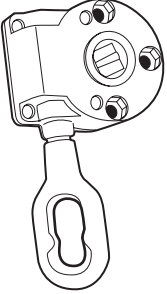

	Article No.	Description	Note	Stand. pack
		<p>Drop arm Complete, with Dyneema tape & adjustable spring tension.</p> <p>Fallarm Komplett, med Dyneema band & justerbar fjäderspänning.</p> <p>Fallarm Komplett, mit Dyneema Band & einstellbar Spannung.</p>		
		* 66.1035, 66.1151		
	73.1006.0001	(2') Vit White Weiss Non standard, min 5 pairs	0.6 m	5 pairs
	73.1006.0182	(2') Silver Silber	0.6 m	5 pairs
	73.1006.0914	(2') Svart Black Schwarz Non standard, min 5 pairs	0.6 m	5 pairs
	73.1007.0001	(2'4") Vit White Weiss	0.7 m	5 pairs
	73.1007.0182	(2'4") Silver Silber	0.7 m	5 pairs
	73.1007.0914	(2'4") Svart Black Schwarz	0.7 m	5 pairs
	73.1008.0001	(2'8") Vit White Weiss	0.8 m	5 pairs
	73.1008.0182	(2'8") Silver Silber	0.8 m	5 pairs
	73.1008.0914	(2'8") Svart Black Schwarz	0.8 m	5 pairs
	73.1009.0001	(3') Vit White Weiss	0.9 m	5 pairs
	73.1009.0182	(3') Silver Silber	0.9 m	5 pairs
	73.1009.0914	(3') Svart Black Schwarz	0.9 m	5 pairs
	73.1010.0001	(3'4") Vit White Weiss	1.0 m	5 pairs
	73.1010.0182	(3'4") Silver Silber	1.0 m	5 pairs
	73.1010.0914	(3'4") Svart Black Schwarz	1.0 m	5 pairs
	73.1011.0001	(3'7") Vit White Weiss	1.1 m	5 pairs
	73.1011.0182	(3'7") Silver Silber	1.1 m	5 pairs
	73.1011.0914	(3'7") Svart Black Schwarz	1.1 m	5 pairs
	73.1012.0001	(4') Vit White Weiss	1.2 m	5 pairs
	73.1012.0182	(4') Silver Silber	1.2 m	5 pairs
	73.1012.0914	(4') Svart Black Schwarz	1.2 m	5 pairs
	73.1013.0001	(4'3") Vit White Weiss Non standard, min 5 pairs	1.3 m	5 pairs
	73.1013.0182	(4'3") Silver Silber Non standard, min 5 pairs	1.3 m	5 pairs
	73.1013.0914	(4'3") Svart Black Schwarz Non standard, min 5 pairs	1.3 m	5 pairs
	73.1014.0001	(4'7") Vit White Weiss	1.4 m	5 pairs
	73.1014.0182	(4'7") Silver Silber	1.4 m	5 pairs

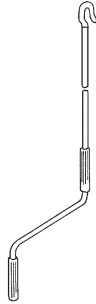

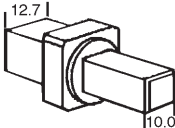
	Article No.	Description	Note	Stand. pack
	73.1014.0914	(4'7") Svart Black Schwarz	1.4 m	5 pairs
		Arm profile Aluminium, for arm bracket with spring kit 73.1020 & arm fitting 73.1024 or slide rail arm set 73.1033		
		Armprofil Aluminium, för armfäste med fjädersats 73.1020 & frontfäste 73.1024 eller glidskenearmsats 73.1033		
		Armprofil Aluminium, für Arm Konsole mit Armfeder 73.1020 & Armhalterung 73.1024 oder Gleitscheine armsatz 73.1033		
	74.5010.0000	(19'8") Anodized, Non-stock item, min qty 1200 m	10 x6 m	60 m
	74.5010.0100	(19'8") Raw, Non-stock item, min qty 1200 m	10 x6 m	60 m
	74.5010.0001	(19'8") Vit White Weiss	10 x6 m	60 m
	74.5010.0182	(19'8") Silver Silber	10 x6 m	60 m
	74.5010.0914	(19'8") Svart Black	10 x6 m	60 m
		Arm fitting Zinc, for arm profile 74.5010		
		Frontfäste Zink, för armprofil 74.5010		
		Armhalterung Zink, für Armprofil 74.5010		
		*66.1035, 66.1151		
	73.1024.0000	Raw, Non-stock item, min qty 25 pcs		25
73.1024.0001	Vit White Weiss		25	
73.1024.0182	Silver Silber		25	
73.1024.0914	Svart Black, Non-stock item, min qty 25 pc		25	
		Arm bracket with spring kit Zinc		
		Armfäste med fjädersats Zink		
		Arm Konsole mit Armfeder - Set Zink		
	73.1020.0000	Unassembled, raw, Non-stock item, min qty 25 pcs		25
	73.1020.0001	Vit White Weiss		25
73.1020.0182	Silver Silber		25	
73.1020.0914	Svart Black, Non-stock item, min qty 25 pc		25	


	Article No.	Description	Note	Stand. pack
		<p>Slide rail arm set Complete with with sliding device and two stop plugs and arm bracket with spring kit and front fitting, for slide rail 74.5401</p> <p>Glideskenearmsats Komplett med glidbeslag och två glidskenestopp, armfäste med fjädersats och frontfäste, för glidskena 74.5401 samt armfäste</p> <p>Gleitschiene armsatz Komplett mit Gleitbeschlag und zwei Feststellschrauben und Armkonsole mit armfeder und armalterung, für Gleitschiene 74.5401</p>		
	<p>73.1033.0001 Vit White Weiss</p> <p>73.1033.0182 Silver Silber</p>			<p>10</p> <p>10</p>
		<p>Cord Polyester, with center core</p> <p>Lina Polyester, med kärna</p> <p>Aufzugschnur Polyester, mit Einlage</p>		
	<p>68.9516.5022 Grå Grey Grau</p>		ER 35 K	130 m
		<p>Cord stop Aluminium, for cassette profile 74.5501/04/05</p> <p>Linstopp Aluminium, för kassetprofil 74.5501/04/05</p> <p>Aufzugschnur stopp Aluminium, für Kassetprofile 74.5501/04/05</p>		
	<p>66.6506.0000</p>			50
		<p>Pull tape Polyester, for tape drum 72.2302/08</p> <p>Hissband Polyester, för bandtrumma 72.2302/08</p> <p>Aufzugband Polyester, für Bandtrommel 72.2302/08</p>	9.5 x 0.8 mm	
	<p>75.5009.5000 Vit White Weiss</p>			150 m
	<p>75.5009.5022 Grå Grey Grau</p>			150 m
	<p>75.5009.5064 Svart Black Schwarz</p>			150 m

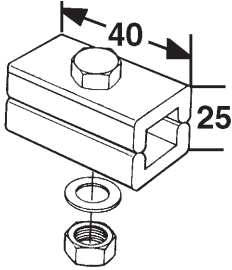

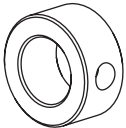
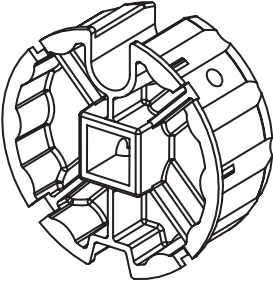
	Article No.	Description	Note	Stand. pack
		Tape guide Polyoxymethylene Brytbeslag Polyoxymetylen Bandbeschlag Polyoxymäthylen		
	72.2601.0182	* 66.1038 Silver Silber		100
		Tape guide Polyamide, polyoxymethylene, steel, brass. Turnable Brytbeslag Polyamid, polyoxymetylen, stål, mässing. Vridbart Bandbeschlag Polyamid, Polyoxymäthylen, Messing, Stahl. Drehbar		
	72.2602.0001	* 66.1038 Vit White Weiss		100
	72.2602.0049	Svart Black Schwarz		100
	72.2602.0182	Silver Silber		100
		Installation plate Polyoxymethylene, for tape guide 72.2602 Fästplatta Polyoxymetylen, för brytbeslag 72.2602 Platte Polyoxymäthylen, für Bandbeschlag 72.2602		
	72.2501.0001	* 66.1086 Vit White		100
	72.2501.0049	Svart Black		100
	72.2501.0182	Silver		100
		Holder Steel, zinc plated, for tape guide 72.2602 Hållare Stål, förzinkat, för brytbeslag 72.2602 Halter Stahl, verzinkt, für Bandbeschlag 72.2602		
	72.4001.0001	* 66.1030, 66.1155 Vit White Weiss		50
	72.4001.0182	Silver Silber		50
	72.4001.0914	Svart Black Schwarz		50


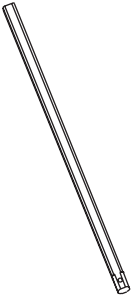


	Article No.	Description	Note	Stand. pack
		Tape lock Zinc, polyamide, brass, steel, for pull tape 75.5009 Bandlås Zink, polyamid, mässing, stål, för hissband 75.5009 Bandschloss Zink, Polyamid, Messing, Stahl, für Aufzugband 75.5009 * 66.1086	9 mm	
	72.2201.0001	Vit White Weiss		50
	72.2201.0182	Silver Silber		50
	72.2201.0914	Svart Black Schwarz		50
		Covering plate Polyoxymethylene, for tape lock 72.2201 Täckbricka Polyoxymetylen, för bandlås 72.2201 Deckplatte Polyoxymäthylen, für Bandschloss 72.2201		
	72.3701.0000	Vit White Weiss		100
		Tape coil box Polystyrene and zinc plated steel Bandsamlare Polystyren och förzinkat stål Gurtwickler Polystyrol und Stahl, verzinkt * 66.1086	100x125x20 mm	
	72.2203.0001	Vit White Weiss		1
		Tassel ABS, for tape and cord Bandknopp ABS, för band och lina Quaste ABS, für Band und Schnur		
	71.2301.0001	Vit White Weiss		100
	71.2301.0049	Svart Black Schwartz		100
	71.2301.0182	Silver Silber		100


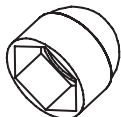
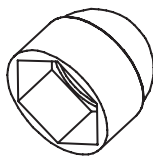
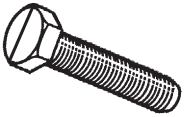
	Article No.	Description	Note	Stand. pack
	72.2505.0000	<p>Motor Bracket Polyamide</p> <p>Motorfäste Polyamid</p> <p>Motor Halter Polyamid</p>	Rek. less th. 20Nm	20
	72.3608.0001	<p>Worm gear Zinc, 7:1 20 Nm</p> <p>Snäckväxel Zink, 7:1 20 Nm</p> <p>Schneckenrad-Getriebe Zink, 7:1 20 Nm</p> <p><i>*66.1061, 66.1100, 66.1153</i></p>	Sq 12.7 mm (1/2")	25
	72.3608.7035	<p>Vit White Weiss</p> <p>Silver Silber</p>	Shaft 35 mm	25
	72.3616.0000	<p>Worm gear Zinc, 4.33:1 6 Nm</p> <p>Snäckväxel Zink, 4.33:1 6 Nm</p> <p>Schneckenrad-Getriebe Zink, 4.33:1 6 Nm</p> <p><i>* 66.1020, 66.1100, 66.1153</i></p>	Sq 10 mm (7/16")	1
		Shaft 36 mm	Shaft 36 mm	


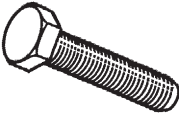



	Article No.	Description	Note	Stand. pack
		<p>Crank handle Steel, with handles in ABS</p> <p>Vev Stål, med handtag i ABS</p>		
	72.3208.0001	0.8 m (2'8") Vit White		1
	72.3208.0049	0.8 m (2'8") Svart Black		1
	72.3208.7035	0.8 m (2'8") Silver		1
	72.3212.7035	1.2 m (3'11") Silver		10
	72.3214.7035	1.4 m (4'7") Silver		10
	72.3216.0001	1.6 m (5'3") Vit White		10
	72.3216.0049	1.6 m (5'3") Svart Black		10
	72.3216.7035	1.6 m (5'3") Silver		10
	72.3218.7035	1.8 m (5'11") Silver		10
72.3224.7035	2.4 m (7'10") Silver		10	
	72.3606.0000	<p>Worm gear Zinc, 4.33:1 6 Nm, for inside operation</p> <p>Snäckväxel Zink, 4.33:1 6 Nm, för invändig manövrering</p> <p>Schneckenrad-Getriebe Zink, 4.33:1 6 Nm, für Innenbedienung</p> <p>* 66.1020, 66.1100, 66.1153</p>	Sq 10 mm (7/16")	1
	71.2002.0000	<p>Adapter Zinc, between 72.3101 and 72.3606/16</p> <p>Adapter Zink, mellan 72.3101 och 72.3606/16</p> <p>Adapter Zink, zwischen 72.3101 und 72.3606/16</p>		1


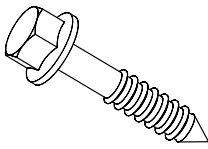
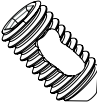

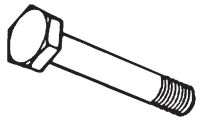
	Article No.	Description	Note	Stand. pack
	65.2901.0000	<p>Universal coupling Stainless steel and zinc, ø 11.9 mm tap</p> <p>Genomföringsbeslag Rostfritt stål och zink, ø 11.9 mm tapp</p> <p>Durchführung Edelstahl rostfrei und zink, Anschluss ø 11.9 mm</p> <p>* 66.1039, 66.1171</p>	Hex 6 mm 45° - 90°	1
	74.0001.0000	<p>Crank extension rod Aluminium</p> <p>Vevrör Aluminium</p> <p>Kurbelrohr Aluminium</p>	(19'8") Inside ø 12 mm, outside ø 15 mm 12 x 4 m	48 m
	65.6302.0000	<p>Foldable crank handle Aluminium, ø 11.9 mm tap, for crank extension rod 74.0001</p> <p>Vikbar vev Aluminium, ø 11.9 mm tapp, för vevrör 74.0001</p> <p>Knickkurbel Aluminium, Anschluss ø 11.9 mm, für Kurbelrohr 74.0001</p> <p>* 66.1171</p>		1
	65.4003.0058	<p>Crank holder Polyethylene</p> <p>Vevhållare Polyeten</p> <p>Kurbelhalter Polyäthylen</p> <p>* 66.1039 x2</p>	Silver Silber	100


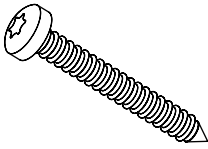
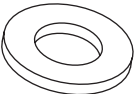

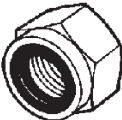
	Article No.	Description	Note	Stand. pack
	71.3703.0000	<p>Serie connection fitting Steel, zinc plated, incl. screw, washer and nut</p> <p>Seriekopplingsbeslag Stål, förzinkad, inkl. skruv,bricka och mutter</p> <p>Kupplungsverbinder Stahl, verzinkt, einschl. Schraube, Unterlegscheibe und Mutter</p>	Sq 12.7 mm (1/2")	20
	71.3704.0000	<p>Square shaft Steel, zinc plated, for series connection</p> <p>Fyrkantsaxel Stål, förzinkat, för seriekoppling</p> <p>Vierkantachse Stahl, verzinkt, für Koppelanlage</p>	Sq 12.7 mm (1/2")	3.0 m
	71.3705.0000	<p>Stop ring Steel, zinc plated, for square shaft 71.3704</p> <p>Stoppning Stål, förzinkat, för fyrkantsaxel 71.3704</p> <p>Stelling Stahl, verzinkt, für Vierkantachse 71.3704</p> <p>*66.1045</p>	Ø 15 mm	1
	72.3101.0000	<p>Series connection bushing, threaded Zinc, for roller tube 74.6050 - 70 / 74.6650 - 70</p> <p>Seriekopplingsbussning, gängad Zink, för valsror 74.6050 - 70 / 74.6650 - 70</p> <p>Koppelanlagen-Lagerbuchse mit Gewinde Zink, für Tuchwelle 74.6050 - 70 / 74.6650 - 70</p> <p>* 66.1045</p> <p>Can be combined with 72.3307 for series connection</p>	ø 70 mm	16




	Article No.	Description	Note	Stand. pack
	72.5001.0000	<p>Universal coupling Steel, zinc plated, 6 Nm</p> <p>Polhemsknut Stål, förzinkad, 6 Nm</p> <p>Kreuzgelenk Stahl, verzinkt, 6 Nm</p> <p>* 66.1172</p> <p>Inside ø 14 mm, outside ø 20 mm</p>	0-45°	1
	71.3702.0000	<p>Square shaft Steel, zinc plated, for universal coupling 72.5001</p> <p>Fyrkantsaxel Stål, förzinkad, för polhemsknut 72.5001</p> <p>Vierkantachse Stahl, verzinkt, für Keuzgelenk 72.5001</p> <p>L 0.35 m (1'2")</p>	Sq 12.7 mm (1/2")	1
	71.2914.0000	<p>Series connection bracket Aluminium, for cassetted series connection</p> <p>Seriekopplingsbeslag Aluminium, för seriekoppling i kassett</p> <p>Halter für Koppelanlagen Aluminium, für koppelanlagen im kassett</p> <p>* 66.1001</p>		10
	72.3106.0000	<p>Bushing Self lubricating polyamide, for end brackets</p> <p>Lagerbussning Självmörjande polyamid, för gavelbeslag</p> <p>Lagerbuchse Selbstschmierend Polyamid, für Tuchwellenhalter</p> <p>15/27mm</p>	Sq 12.7 mm (1/2")	20

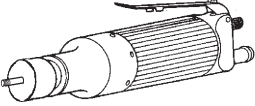
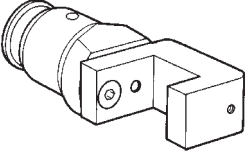
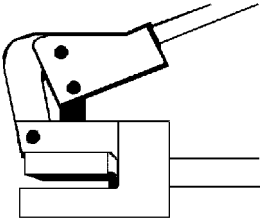
	Article No.	Description	Note	Stand. pack
		Plastic hose Polyethylene, for packaging of components Plastslang Polyeten, för emballering av komponenter Kunststoffschlauch Polyäthylenen, zum verpacken der Komponenten		
	77.9900.0000 77.9901.0000	(1640ft) W 0.23 m (9"), Thickness 0.10 mm (1640') W 0.5m (1'7"), Thickness 0.10 mm		500 m 500 m
		Plastic cover Polyethylene Plastskydd Polyeten Schraubdeckel Polyäthylen	Hex 10 mm	
	71.2410.0001 71.2410.0049 71.2410.0182	Vit White Weiss Svart Black Schwarz Silver Silber		100 100 100
		Plastic cover Polyethylene Plastskydd Polyeten Schraubdeckel Polyäthylen	Hex 13 mm (M8)	
	71.2413.0001 71.2413.0049 71.2413.0182	Vit White Weiss Svart Black Schwarz Silver Silber		100 100 100
		Bolt Stainless steel Skriv Rostfritt stål Schraube Edelstahl rostfrei	Spanner 10 mm	
	66.1000.0000		M6x20	100

	Article No.	Description	Note	Stand. pack
	66.1001.0000	<p>Screw Stainless steel</p> <p>Skruv Rostfritt stål</p> <p>Schraube Edelstahl rostfrei</p>	Philips No. 3	6x20 100
	66.1020.0000 66.1021.0000	<p>Bolt Stainless steel</p> <p>Skruv Rostfritt stål</p> <p>Schraube Edelstahl rostfrei</p>	Spanner 10 mm	M6x30 M6x60 100 100
	66.1030.0000	<p>T-slot bolt Stainless steel</p> <p>T-spårskruv Rostfritt stål</p> <p>T-Schlitzschraube Edelstahl-Rostfrei</p>	Spanner 12 mm	M6x12 100
	66.1035.0000	<p>T-slot bolt Stainless steel, Dacrolit</p> <p>T-spårskruv Rostfritt stål, Dacrolit</p> <p>T-Schlitzschraube Edelstahl rostfrei, Dacrolit</p>	Spanner 15 mm	M8x18 100
	66.1038.0000	<p>Screw Steel, zinc plated</p> <p>Skruv Stål, förzinkad</p> <p>Schraube Stahl, verzinkt</p>	Pozidrive No. 1	B6x9.5 1000

	Article No.	Description	Note	Stand. pack
	66.1039.0000	<p>Screw Stainless steel</p> <p>Skruv Rostfritt stål</p> <p>Schraube Edelstahl rostfrei</p>	Philips No. 1	1000
	66.1203.0000	<p>Screw for installation Steel, Protect 4</p> <p>Monteringsskruv Stål, Protect 4</p> <p>Befestigungsschraube Stahl, Protect 4</p>	Spanner 8 mm	100
	66.1045.0000	<p>Screw Steel, zinc plated, with thread lock</p> <p>Skruv Stål, förzinkat, med gänglåsning</p> <p>Schraube Stahl, verzinkt, mit Gewindeverschluss</p>	Allen key 3 mm	200
	66.1046.0000	<p>Screw Stainless steel</p> <p>Skruv Rostfritt stål</p> <p>Schraube Edelstahl rostfrei</p>	Torx T20	1000
	66.1061.0000	<p>Bolt Stainless steel</p> <p>Skruv Rostfritt stål</p> <p>Schraube Edelstahl rostfrei</p>	Spanner 10 mm	100

	Article No.	Description	Note	Stand. pack
	66.1064.0000	<p>Screw Stainless steel</p> <p>Skruv Rostfritt stål</p> <p>Schraube Edelstahl rostfrei</p>	Philips No. 2 3,5x13	1000
	66.1201.0000	<p>Screw for installation Steel, Protect 4</p> <p>Monteringsskruv Stål, Protect 4</p> <p>Befestigungsschraube Stahl, Protect 4</p>	TRT Torx 4 x30	200
	66.1100.0000	<p>Washer Stainless steel</p> <p>Bricka Rostfritt stål</p> <p>Unterlegscheibe Edelstahl rostfrei</p>	6.7x14x1.5	100
	66.1151.0000	<p>Flange nut Stainless steel, zinc plated</p> <p>Flänsmutter Rostfritt stål, förzinkat</p> <p>Flanchenmutter Edelstahl rostfrei, verzinkt</p>	Spanner 13 mm M8	100
	66.1153.0000	<p>Lock nut Stainless steel</p> <p>Låsmutter Rostfritt stål</p> <p>Gegenmutter Edelstahl rostfrei</p>	Spanner 10 mm M6	200

	Article No.	Description	Note	Stand. pack
	66.1155.0000	Flange nut Stainless steel, Zinc plated Spanner 10 mm Flänsmutter Rostfritt stål, förzinkad Flanschenmutter Edelstahl rostfrei, verzinkt		
				M6
	66.1171.0000	Slotted pin Steel, zinc plated Räffelpinne Stål, förzinkad Kerbstift Stahl, verzinkt		100
	66.1172.0000		Ø 4 x 15 mm	100
				Ø 4 x 20 mm
		Paint 20 ml for improvement with paint of profiles and castings Bättringsfärg för bättring av färg på profiler och gjutgods		
	71.2308.0001	Vit White		1
	71.2308.0182	Silver		1
	71.2308.0914	Svart Black		1

	Article No.	Description	Note	Stand. pack
	89.8001.0000	<p>Power unit Without tool</p> <p>DA20, DA30, DA40, CN20</p>		
	89.8037.0000	<p>Hole punch tool</p> <p>For tape guide 72.2602, Requires power unit 89.8001</p> <p>DA20, DA30, DA40</p>	ø 14 mm	
	90.8012.0000	<p>Hole punch tool</p> <p>For tape guide 72.2602</p> <p>DA20, DA30, DA40</p> <p>Non-stock item, min qty 1 pc</p>	ø 14 mm	

Cross reference

Description	Article No.	Articles for assembly	Quantity
Universal Coupling	65.2901	66.1039	1
Crank holder	65.4003	66.1171	1
		66.1039	2
Crank handle	65.6302	66.1171	1
Installation kit	66.6507	66.1090	4
End bracket	71.2268	66.1046	6
with gear 72.3606/16		66.1020	2
		66.1100	2
		66.1153	2
with gear 72.3608		66.1061	2
		66.1100	2
		66.1153	2
with motor		66.1000	2
		66.1100	2
Installation bracket	71.0045 - 0185	66.1030	2
		66.1155	2
End Cap	71.2269	66.1046	2
Stop Ring	71.3705	66.1045	1
Series connection bracket	71.2914	66.1001	1
Centre support	71.4605	66.1030	1
		66.1155	1
Installation bracket wall	71.5203	66.1030	1
		66.1155	1
Tape lock	72.2201	66.1201	2
Tape coil box	72.2203	66.1201	2
Installation plate	72.2501	66.1201	2
Tape guide	72.2601	66.1038	1
Tape guide	72.2602	66.1038	1
Series connection bushing	72.3101	66.1045	1
Holder	72.4001	66.1030	2
		66.1155	2
Universal coupling	72.5001	66.1172	2

Cross reference

Description	Article No.	Articles for assembly	Quantity
Drop arm	73.2104-2112	66.1001	1
Drop arm XL	73.1006-1014	66.1035 66.1151	2 2
Drop arm T-slot	73.2404-2410	66.1035 66.1151	2 2
End cap	72.2510	66.1064	2
Angle bracket	77.7206	66.1035 66.1151	2 2
Installation of brackets and drop arms		66.1203	2

Operation DA42, DA45 & VS44

Recommended operation per awning width

Awning width	Armlength	Recommended operation
≤5000mm	0,6 - 1,0m	Gear or motor
≤7000mm	1,1 - 1,4m	Motor
≤20000mm	0,6 - 1,4m	Motor

Fabrication guidelines DA42

Drop arm and installation bracket per awning width

Awning width	Drop arm [PCS]	Installation bracket [PCS]
≤ 2000 mm (6'7")	2	2
≤ 2700 mm (8'10")	2	3
≤ 3400 mm (11'2")	3	3
≤ 4500 mm (14'9")	3	4

The awning width is defined as the total horizontal length of the awning.

Drop arm

Projection (length of arms including depth of front profile): 500 mm (1'8") – 1000 mm (3'4").

Max distance between arms 2500 mm (8'2").

For assembly of drop arms, the arm profile should be 90 mm (3 1/2") shorter than projection.

Fabric

Fabric requirement at projection: double arm length + 400 mm (1'4") including valance.

Fabric requirement at projection: double arm length + 200 mm (8") excluding valance.

Cutting specifications from total awning width

	Tape 75.5009	Gear 72.3608	Gear 72.3606/16	Motor Somfy LT50 + 72.2505
Roller tube 70 mm	79 mm (3 3/8")	85 mm (3 5/16")	84 mm (2 11/16")	68 mm (2 3/4")
Front tube	70 mm (2 3/4")	90 mm (3 9/16")	90 mm (3 3/16")	50 mm (3 3/16")
Cassette profile	22 mm (1")	22 mm (1")	22 mm (1")	22 mm (1")
Fabric	109 mm (4 1/2")	115 mm (4 7/16")	114 mm (3 7/8")	105 mm (4 13/16")

Cutting specifications from total awning width for series connection

	Gear 72.3608	Motor Somfy LT50 + 72.2505	Centre awning	End awning
Roller tube 70 mm	85 mm (3 5/16")	68 mm (2 3/4")	59 mm (2 1/4")	59 mm (2 1/4")
Front tube	90 mm (2 3/4")	50 mm (2 3/4")	70 mm (2 3/4")	70 mm (2 3/4")
Cassette profile	22 mm (1")	22 mm (1")	22 mm (1")	22 mm (1")
Fabric	115 mm (4 7/16")	105 mm (4 13/16")	89 mm (3 1/2")	89 mm (3 1/2")

Fabrication guidelines DA45

Drop arm, installation bracket and centre support per roller tube and awning width

Awning width	Drop arm	Installation bracket	Centre support
	[PCS]	[PCS]	[PCS]
≤ 4000 mm	3	3	0
≤ 5000 mm	3	4	0
≤ 6000 mm	4	4	2
≤ 7000 mm	4	5	2

The awning width is defined as the total horizontal length of the awning.
DA46 should not be used together with niche brackets 71.0045-0185

Drop arm

Projection (length of arms including depth of front profile): 600 mm – 1400 mm. Standard spring tension is recommended for drop arms up to 1000 mm projection, extra heavy spring tension recommended from 1100 mm up to 1400 mm. Max distance between arms 3000 mm. For assembly of drop arms, the arm profile should be 130 mm shorter than the projection.

Installation of centre support

The centre supports should be assembled over the sewing joints that are located closest to the centre of the awning.

Fabric

Fabric requirement at projection: double arm length + 400 mm including valance. Fabric requirement at projection: double arm length + 200 mm excluding valance.

Cutting specifications from total awning width

	Gear	Motor
	72.3608	Somfy LT50 + 72.2505
Roller tube 70 mm	85 mm	68 mm
Front tube	100 mm	60 mm
Cassette profile	22 mm	22 mm
Fabric	115 mm	105 mm

Cutting specifications from total awning width for series connection

	Gear	Motor	Centre awning	End awning
	72.3608	Somfy LT50 + 72.2505		
Roller tube 70 mm	85 mm	68 mm	59 mm	59 mm
Front tube	100 mm	60 mm	80 mm	80 mm
Cassette profile	22 mm	22 mm	22 mm	22 mm
Fabric	115 mm	105 mm	89 mm	89 mm

Fabrication guidelines VS44

Installation brackets per awning width

Awning width	Installation bracket [PCS]
≤ 2000 mm (6'7")	2
≤ 3400 mm (11'2")	3
≤ 4500 mm (14'9")	4

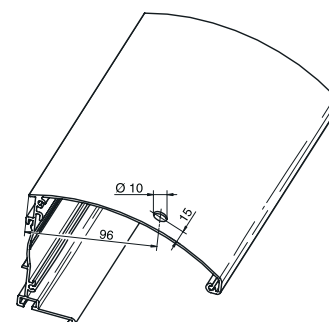
The awning width is defined as the total horizontal length of the awning.

Fabric

Fabric requirement at projection: height of awning + 150 mm

Cutting specifications from total awning width

	Tape	Motor	Gear 72.3608	Gear 72.3606/16
Cassette profile	22 mm	22 mm	22 mm	22 mm
Roller tube 70 mm	79 mm	68 mm	85 mm	84 mm
Front profile 74.2004	71 mm	71 mm	71 mm	71 mm
Fabric	89 mm	81 mm	115 mm	114 mm



Required torque for DA42

(Nm) **Roller tube ø70 mm**

Projection	Width [m]	4,5		9		13,5		18		20	
	No. of awnings	1 x4,5 m		2 x4,5 m		3 x4,5 m		4 x4,5 m		5 x4 m	
	No. of arms	3	4	6	8	9	12	12	16	15	18
0,5 -1,0 m projection		5	6	10	12	17	20	26	28	30	32
	with gas springs	10	12	21	26	36	44	52	64	64	72

Torque requirements are based on drop arms (maximum spring tension) and Siesta front profile.

For bay window installations, additional torque is required due to higher friction.

Required torque for DA45

(Nm) **Roller tube ø70 mm**

Projection	Width [m]	4	5	6	7	10	14	18	20
	No. of awnings	1x4m	1x5m	1x6	1x7	2x5	2x7	3x6	3x6,6
0,6-1,0m	No. of arms	3	3	4	4	6	8	12	12
		11	12	17	18	28	39	59	60
1,1-1,4m		16	17	18	19	37	51	77	78

Standard spring tension is recommended for drop arms up to 1,0m projection

Extra heavy spring tension is recommended from 1,1 - 1,4m projection

Bill of material: DA42 with tape operation

	Article No	Qty			Unit	Pack [Unit]
		2.0 m	3.0 m	4.5 m		
Drop arms						
Drop arms 0.4 m	73.2104.xxxx	2	3	3	PCS	30
Drop arms 0.5 m	73.2105.xxxx	2	3	3	PCS	30
Drop arms 0.6 m	73.2106.xxxx	2	3	3	PCS	30
Drop arms 0.7 m	73.2107.xxxx	2	3	3	PCS	30
Drop arms 0.8 m	73.2108.xxxx	2	3	3	PCS	30
Drop arms 0.9 m	73.2109.xxxx	2	3	3	PCS	30
Drop arms 1.0 m	73.2110.xxxx	2	3	3	PCS	30
Drop arms 1.2 m	73.2112.xxxx	2	3	3	PCS	30
Screw	66.1203.0000	4	6	6	PCS	100
Bolt	66.1001.0000	2	3	3	PCS	100
Profiles						
Cassette profile	74.5507.xxxx	2,0	3,0	4,5	m	27
Roller tube 70 mm	74.60xx.0000	2,0	3,0	4,5	m	1/28 profiles
Front profile 31x35 mm	74.5311.xxxx	2,0	3,0	4,5	m	72
Locking profile	71.5601.0000	6,0	9,0	13,5	m	144/1440
Components						
Installation bracket wall	71.5203.xxxx	2	3	4	PCS	50
Screw	66.1203.0000	4	6	8	PCS	100
T-slotted bolt	66.1030.0000	2	3	4	PCS	100
Flange nut	66.1155.0000	2	3	4	PCS	100
End bracket	71.2668.xxxx	1	1	1	PCS	25
Screw	66.1046.0000	6	6	6	PCS	1000
Tape drum with spring	71.2501.0010	2	2	2	PCS	50
Bushing	71.3101.0000	2	2	2	PCS	50
End cap	71.2269.xxxx	1	1	1	PCS	50
Fabric lock	71.5613.0000	4	4	4	PCS	100
For external tape operation add						
Pull tape	75.5009.xxxx	3,5	3,5	3,5	m	150
Tape guide	72.2602.xxxx	1	1	1	PCS	100
Screw	66.1038.0000	1	1	1	PCS	1000
Cord lock	72.2201.xxxx	1	1	1	PCS	50
Screw	66.1065.0000	2	2	2	PCS	1000
Tassel	71.2301.xxxx	1	1	1	PCS	100
For internal tape operation with side guiding add						
Pull tape	75.5009.xxxx	5,0	5,0	5,0	m	150
Tape guide	72.2602.xxxx	1	1	1	PCS	100
Screw	66.1038.0000	1	1	1	PCS	1000
Holder	72.4001.xxxx	1	1	1	PCS	50
T-slotted bolt	66.1030.0000	2	2	2	PCS	100
Flange nut	66.1155.0000	2	2	2	PCS	100
Tape guide	72.2602.xxxx	1	1	1	PCS	100
Screw	66.1038.0000	1	1	1	PCS	1000
Installation plate	72.2501.0000	1	1	1	PCS	100
Screw	66.1065.0000	2	2	2	PCS	100
Tape guide	72.2602.xxxx	1	1	1	PCS	100
Screw	66.1038.0000	1	1	1	PCS	1000
Covering plate	72.3701.0000	1	1	1	PCS	100
Cord lock	72.2201.xxxx	1	1	1	PCS	50
Screw	66.1065.0000	2	2	2	PCS	1000
Tassel	71.2301.xxxx	1	1	1	PCS	100

Bill of material: DA42 with gear operation

	Article No	Qty			Unit	Pack [Unit]
		2,0 m	3,0 m	4,5 m		
Drop arms						
Drop arms 0.4 m	73.2104.xxxx	2	3	3	PCS	30
Drop arms 0.5 m	73.2105.xxxx	2	3	3	PCS	30
Drop arms 0.6 m	73.2106.xxxx	2	3	3	PCS	30
Drop arms 0.7 m	73.2107.xxxx	2	3	3	PCS	30
Drop arms 0.8 m	73.2108.xxxx	2	3	3	PCS	30
Drop arms 0.9 m	73.2109.xxxx	2	3	3	PCS	30
Drop arms 1.0 m	73.2110.xxxx	2	3	3	PCS	30
Drop arms 1.2 m	73.2112.xxxx	2	3	3	PCS	30
Screw	66.1203.0000	4	6	6	PCS	100
Bolt	66.1001.0000	2	3	3	PCS	100
Profiles						
Cassette profile	74.5507.xxxx	2,0	3,0	4,5	m	27
Roller tube 70 mm	74.60xx.0000	2,0	3,0	4,5	m	1/28 profiles
Front profile 31x35 mm	74.5311.xxxx	2,0	3,0	4,5	m	72
Locking profile	71.5601.0000	6,0	9,0	13,5	m	144/1440
Components						
Installation bracket wall	71.5203.xxxx	2	3	4	PCS	50
Screw	66.1203.0000	4	6	8	PCS	100
T-slotted bolt	66.1030.0000	2	3	4	PCS	100
Flange nut	66.1155.0000	2	3	4	PCS	100
End bracket	71.2669.xxxx	1	1	1	PCS	25
Screw	66.1046.0000	6	6	6	PCS	1000
Drive bushing 22 mm	72.3102.0000	1	1	1	PCS	10
Bushing	71.3103.0000	1	1	1	PCS	50
End cap	71.2266.xxxx	1	1	1	PCS	50
Fabric lock	71.5613.0000	4	4	4	PCS	100
For external gear operation add						
Drive bushing 22 mm	72.3102.0000	1	1	1	PCS	10
Worm gear 7:1	72.3608.xxxx	1	1	1	PCS	25
Bolt	66.1061.0000	2	2	2	PCS	100
Washer	66.1100.0000	2	2	2	PCS	100
Lock nut	66.1153.0000	2	2	2	PCS	100
Plastic cover	71.2410.xxxx	2	2	2	PCS	100
Crank handle	72.3216.7035	1	1	2	PCS	10
For internal gear operation add						
Tube bushing	72.3101.0000	1	1	1	PCS	16
Screw	66.1045.0000	1	1	1	PCS	100
Worm gear 4.33:1	72.3606.0000	1	1	1	PCS	1
Adapter	71.2002.0000	1	1	1	PCS	10
Bolt	66.1020.0000	2	2	2	PCS	100
Washer	66.1100.0000	2	2	2	PCS	100
Lock nut	66.1153.0000	2	2	2	PCS	100
Plastic cover	71.2410.xxxx	2	2	2	PCS	100
Screw	66.1039.0000	2	2	2	PCS	1000
Universal Coupling	65.2901.0000	1	1	1	PCS	1
Crank extension rod	74.0001.0000	1,5	1,5	1,5	m	48
Crank handle	65.6302.0000	1	1	1	PCS	1
Crank holder	65.4003.xxxx	1	1	1	PCS	100
Screw	66.1039.0000	2	2	2	PCS	1000
Slotted pin	66.1171.0000	2	2	2	PCS	100
Slotted pin	66.1172.0000	1	1	1	PCS	100

Bill of material: DA42 with motor operation

	Article No	Qty			Unit	Pack [Unit]
		2,0 m	3,0 m	4,5 m		
Drop arms						
Drop arms 0.4 m	73.2104.xxxx	2	3	3	PCS	30
Drop arms 0.5 m	73.2105.xxxx	2	3	3	PCS	30
Drop arms 0.6 m	73.2106.xxxx	2	3	3	PCS	30
Drop arms 0.7 m	73.2107.xxxx	2	3	3	PCS	30
Drop arms 0.8 m	73.2108.xxxx	2	3	3	PCS	30
Drop arms 0.9 m	73.2109.xxxx	2	3	3	PCS	30
Drop arms 1.0 m	73.2110.xxxx	2	3	3	PCS	30
Drop arms 1.2 m	73.2112.xxxx	2	3	3	PCS	30
Screw	66.1203.0000	4	6	6	PCS	100
Bolt	66.1001.0000	2	3	3	PCS	100
Profiles						
Cassette profile	74.5507.xxxx	2,0	3,0	4,5	m	27
Roller tube 70 mm	74.60xx.0000	2,0	3,0	4,5	m	1/28 profiles
Front profile 31x35 mm	74.5311.xxxx	2,0	3,0	4,5	m	72
Locking profile	71.5601.0000	6,0	9,0	13,5	m	144/1440
Components						
Installation bracket wall	71.5203.xxxx	2	3	4	PCS	50
Screw	66.1203.0000	4	6	8	PCS	100
T-slotted bolt	66.1030.0000	2	3	4	PCS	100
Flange nut	66.1155.0000	2	3	4	PCS	100
End bracket	71.2669.xxxx	1	1	1	PCS	25
Screw	66.1046.0000	6	6	6	PCS	1000
Drive bushing 22 mm	72.3102.0000	1	1	1	PCS	10
Bushing	71.3103.0000	1	1	1	PCS	50
End cap	71.2266.xxxx	1	1	1	PCS	50
Fabric lock	71.5613.0000	4	4	4	PCS	100
Motor operation						
Tubular motor	from motor supplier	1	1	1	PCS	
Motor bracket	from motor supplier	1	1	1	PCS	
Adapter set	from motor supplier	1	1	1	PCS	
Screws	from motor supplier	1	1	1	PCS	

Bill of material: DA45 with motor operation

	Article No	Qty				Unit	Pack [Unit]
		4 m	5 m	6 m	7 m		
Drop arms							
Drop arm 0.7 m	73.1007.xxxx	1,5	1,5	2	2	Pair	5
Drop arm 0.8 m	73.1008.xxxx	1,5	1,5	2	2	Pair	5
Drop arm 0.9 m	73.1009.xxxx	1,5	1,5	2	2	Pair	5
Drop arm 1.0 m	73.1010.xxxx	1,5	1,5	2	2	Pair	5
Drop arm 1.1 m	73.1011.xxxx	1,5	1,5	2	2	Pair	5
Drop arm 1.2 m	73.1012.xxxx	1,5	1,5	2	2	Pair	5
Drop arm 1.4 m	73.1014.xxxx	1,5	1,5	2	2	Pair	5
T-slotted bolt	66.1035.0000	1,5	1,5	2	2	PCS	100
Flange nut	66.1151.0000	1,5	1,5	2	2	PCS	100
Screw	66.1205.0000	1,5	1,5	2	2	PCS	50
Plastic cover	71.2410.xxxx	3	3	4	4	PCS	100
Flange nut	66.1151.0000	3	3	4	4	PCS	100
Profiles							
Cassette profile	74.5507.xxxx	4,0	5,0	6,0	7,0	m	27
Roller tube 70 mm	74.60xx.0000	4,0	5,0	6,0	7,0	m	1 / 28 profiles
Front profile 43 x 46 mm	74.57xx.xxxx	4,0	5,0	6,0	7,0	m	6 profiles (5 or 7m)
Locking profile	71.5601.0000	12,0	15,0	18,0	21,0	m	144 / 144
Components							
Installation bracket wall	71.5203.xxxx	4	4	5	5	PCS	50
Screw	66.1203.0000	8	8	10	10	PCS	100
T-slot bolt	66.1030.0000	4	4	5	5	PCS	100
Flange nut	66.1155.0000	4	4	5	5	PCS	100
Plastic cover	71.2410.xxxx	4	4	5	5	PCS	100
End bracket	71.2268.xxxx	1	1	1	1	Pair	25
Screw	66.1046.0000	6	6	6	6	PCS	1000
Drive bushing 22 mm	72.3102.0000	1	1	1	1	PCS	10
Bushing	71.3103.0000	1	1	1	1	PCS	50
End cap	71.2266.xxxx	1	1	1	1	Pair	50
Fabric lock	71.5613.0000	4	4	4	4	PCS	100
Centre support	71.4605.0000	-	-	2	2	PCS	5
T-slot bolt	66.1030.0000	-	-	2	2	PCS	100
Flange nut	66.1155.0000	-	-	2	2	PCS	100
Plastic cover	71.2410.xxxx	-	-	2	2	PCS	100
For motorisation add							
Tubular motor		1	1	1	1	PCS	
Motor Bracket		1	1	1	1	PCS	
Crown		1	1	1	1	PCS	
Drive bushing		1	1	1	1	PCS	
For external gear operation add							
Drive bushing 22 mm	72.3102.0000	1	1	1	1	PCS	10
Worm gear 7:1	72.3608.xxxx	1	1	1	1	PCS	25
Bolt	66.1061.0000	2	2	2	2	PCS	100
Washer	66.1100.0000	2	2	2	2	PCS	100
Lock nut	66.1153.0000	2	2	2	2	PCS	100
Plastic cover	71.2410.xxxx	2	2	2	2	PCS	100
Crank handle	72.3216.7035	1	1	1	1	PCS	10

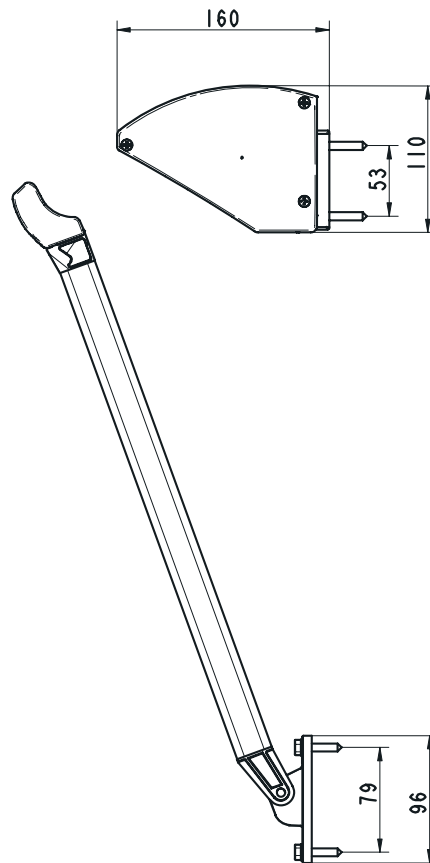
Bill of material: VS44 with tape operation

	Colour	Qty			Unit	Pack [Unit]
	2,0 m	3,0 m	4,5 m	4,5 m		
Profiles						
Cassette profile	74.5507.xxxx	2,0	3,0	4,5	m	27
Roller tube 70 mm	74.60xx.0000	2,0	3,0	4,5	m	1/28 profiles
Front profile	74.2004.xxxx	2,0	3,0	4,5	m	30
Locking profile 4 mm	71.5603.0000	2,0	3,0	4,5	m	500
Locking profile 6 mm	71.5601.0000	2,0	3,0	4,5	m	144 / 1440
Components						
Installation kit	66.6507.0182	1	1	1	Pair	10
Screw	66.1201.0000	4	4	4	PCS	200
Cord	68.9516.5022	5,0	5,0	5,0	m	100
Cord stop	66.6506.0000	2	2	2	PCS	50
Installation bracket wall	71.5203.xxxx	2	3	4	PCS	50
Screw	66.1203.0000	4	6	8	PCS	100
T-slotted bolt	66.1030.0000	2	3	4	PCS	100
Flange nut	66.1155.0000	2	3	4	PCS	100
Plastic cover	71.2410.xxxx	2	3	4	PCS	100
End bracket	71.2268.xxxx	1	1	1	PCS	25
Screw	66.1046.0000	6	6	6	PCS	1000
Tape drum with spring	71.2501.0010	2	2	2	PCS	50
End cap for cord guiding	72.2510.0000	2	2	2	PCS	20
Screw	66.1064.0000	4	4	4	PCS	1000
For external tape operation add						
Pull tape	75.5009.xxxx	3,5	3,5	3,5	m	150
Tape guide	72.2602.xxxx	1	1	1	PCS	100
Screw	66.1038.0000	1	1	1	PCS	1000
Cord lock	72.2201.xxxx	1	1	1	PCS	50
Screw	66.1065.0000	2	2	2	PCS	1000
Tassel	71.2301.xxxx	1	1	1	PCS	100
For internal tape operation add						
Pull tape	75.5009.xxxx	5,0	5,0	5,0	m	150
Tape guide	72.2602.xxxx	1	1	1	PCS	100
Screw	66.1038.0000	1	1	1	PCS	1000
Holder	72.4001.xxxx	1	1	1	PCS	50
T-slotted bolt	66.1030.0000	2	2	2	PCS	100
Flange nut	66.1155.0000	2	2	2	PCS	100
Tape guide	72.2602.0000	1	1	1	PCS	100
Screw	66.1038.0000	1	1	1	PCS	1000
Installation plate	72.2501.0000	1	1	1	PCS	100
Screw	66.1065.0000	2	2	2	PCS	100
Tape guide	72.2602.xxxx	1	1	1	PCS	100
Screw	66.1038.0000	1	1	1	PCS	1000
Covering plate	72.3701.0000	1	1	1	PCS	100
Cord lock	72.2201.xxxx	1	1	1	PCS	50
Screw	66.1065.0000	2	2	2	PCS	1000
Tassel	71.2301.xxxx	1	1	1	PCS	100

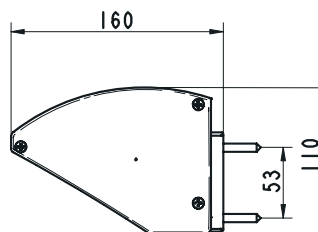
Bill of material: VS44 with gear operation

	Colour [Silver]	Qty 2,0 m	3,0 m	4,5 m	Unit	Pack [Unit]
Profiles						
Cassette profile	74.5507.0182	2,0	3,0	4,5	m	27
Roller tube 70 mm	74.60xx.0000	2,0	3,0	4,5	m	1 / 28 profiles
Front profile	74.2004.xxxx	2,0	3,0	4,5	m	30
Locking profile 4 mm	71.5603.0000	2,0	3,0	4,5	m	500
Locking profile 6 mm	71.5601.0000	2,0	3,0	4,5	m	144 / 1440
Components						
Installation kit	66.6507.0182	1	1	1	Pair	10
Screw	66.1090.0000	4	4	4	PCS	100
Cord	68.9516.5022	5,0	5,0	5,0	m	100
Cord stop	66.6506.0000	2	2	2	PCS	50
Installation bracket wall	71.5203.xxxx	2	3	4	PCS	50
Screw	66.1203.0000	4	6	8	PCS	100
T-slotted bolt	66.1030.0000	2	3	4	PCS	100
Flange nut	66.1155.0000	2	3	4	PCS	100
End bracket	71.2268.xxxx	1	1	1	PCS	25
Screw	66.1046.0000	6	6	6	PCS	1000
Drive bushing 22 mm	72.3102.0000	1	1	1	PCS	10
End cap for cord guiding	72.2510.0000	2	2	2	PCS	20
Screw	66.1064.0000	4	4	4	PCS	1000
For external gear operation add						
Drive bushing	72.3102.0000	1	1	1	PCS	10
Gear 7:1	72.3608.xxxx	1	1	1	PCS	25
Bolt	66.1061.0000	2	2	2	PCS	100
Washer	66.1100.0000	2	2	2	PCS	100
Lock nut	66.1153.0000	2	2	2	PCS	100
Crank handle	72.3216.7035	1	1	1	PCS	10
For internal gear operation add						
Tube bushing	72.3101.0000	1	1	1	PCS	16
Screw	66.1045.0000	1	1	1	PCS	100
Worm gear 4.33:1	72.3606.0000	1	1	1	PCS	1
Adapter	71.2002.0000	1	1	1	PCS	10
Bolt	66.1020.0000	2	2	2	PCS	100
Washer	66.1100.0000	2	2	2	PCS	100
Lock nut	66.1153.0000	2	2	2	PCS	100
Plastic cover	71.2410.xxxx	2	2	2	PCS	100
Screw	66.1039.0000	2	2	2	PCS	1000
Universal Coupling	65.2901.0000	1	1	1	PCS	1
Crank extension rod	74.0001.0000	1,5	1,5	1,5	m	48
Crank handle	65.6302.0000	1	1	1	PCS	1
Crank holder	65.4003.xxxx	1	1	1	PCS	100
Screw	66.1039.0000	2	2	2	PCS	1000
Slotted pin	66.1171.0000	2	2	2	PCS	100
Slotted pin	66.1172.0000	1	1	1	PCS	100

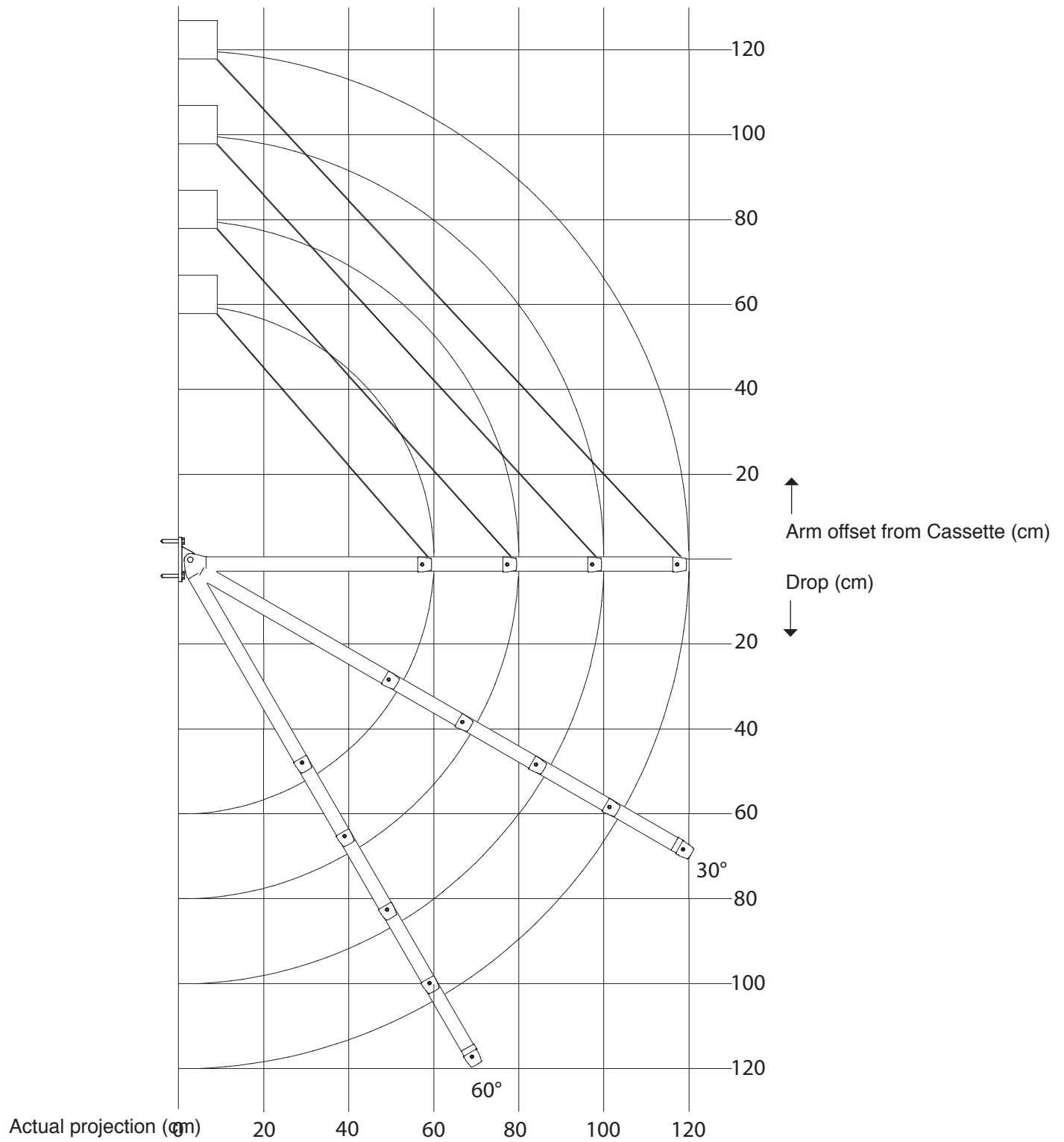
Installation view DA42



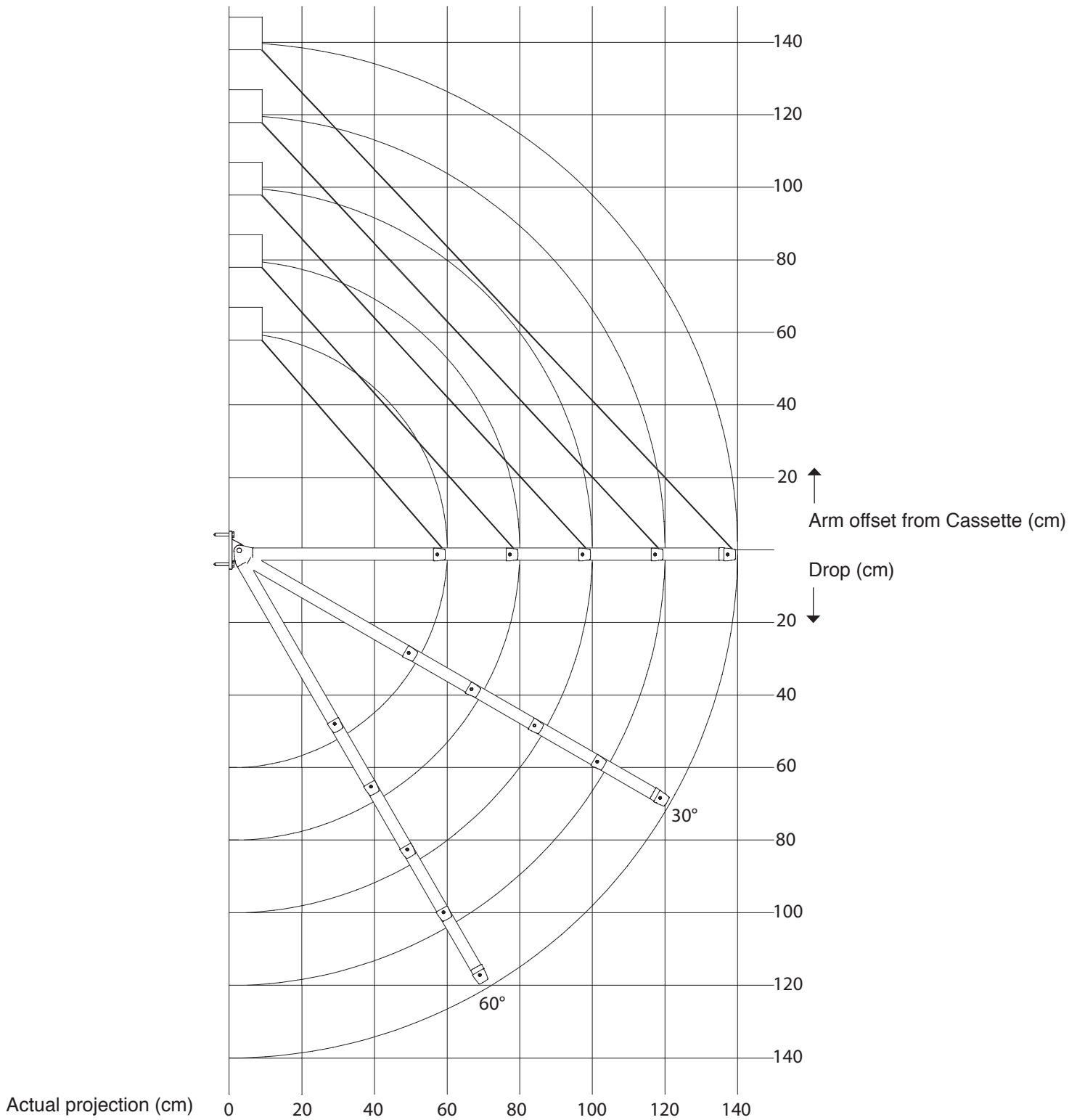
Installation view VS44



Projection Diagram 73.2104-12 & 73.2404-10



Projection Diagram arm 73.1006-14



HUNTER DOUGLAS SCANDINAVIA

PO Box 541
SE-441 15 Alingsås
Sweden
Tel: +46-322 775 00
Fax: +46-322 775 99
E-mail: order@hunterdouglas.se

HunterDouglas 

www.hunterdouglas.se